



US00D908278S

(12) **United States Design Patent** (10) **Patent No.:** **US D908,278 S**
Scatterday (45) **Date of Patent:** **** Jan. 19, 2021**

(54) **ELECTRONIC VAPORIZER**
(71) Applicant: **JUPITER RESEARCH, LLC**,
Phoenix, AZ (US)
(72) Inventor: **Mark Scatterday**, Phoenix, AZ (US)
(73) Assignee: **Jupiter Research, LLC**, Phoenix, AZ
(US)
(**) Term: **15 Years**
(21) Appl. No.: **29/666,258**
(22) Filed: **Oct. 11, 2018**
(51) **LOC (13) Cl.** **27-02**
(52) **U.S. Cl.**
USPC **D27/162**
(58) **Field of Classification Search**
USPC D27/162, 100, 101, 163–165, 172, 183,
D27/185–194; D24/110, 110.5;
128/202.21, 203.12; 131/273, 274, 270,
131/191, 328, 329, 330, 360–365
CPC A24F 47/002; A24F 47/006; A24F 47/008;
A61M 15/00; A61M 15/06
See application file for complete search history.

D829,373 S * 9/2018 Huang D27/101
D851,328 S * 6/2019 Smith D27/162
D853,633 S * 7/2019 Zeng D27/162
D864,474 S * 10/2019 Smith D27/162
2016/0057811 A1 2/2016 Alarcon et al.
2016/0338407 A1 11/2016 Kerdemelidis
2017/0119052 A1 5/2017 Williams et al.
2018/0289907 A1 10/2018 Marmur et al.
2019/0263653 A1 8/2019 Scatterday
2019/0335815 A1 11/2019 Scatterday

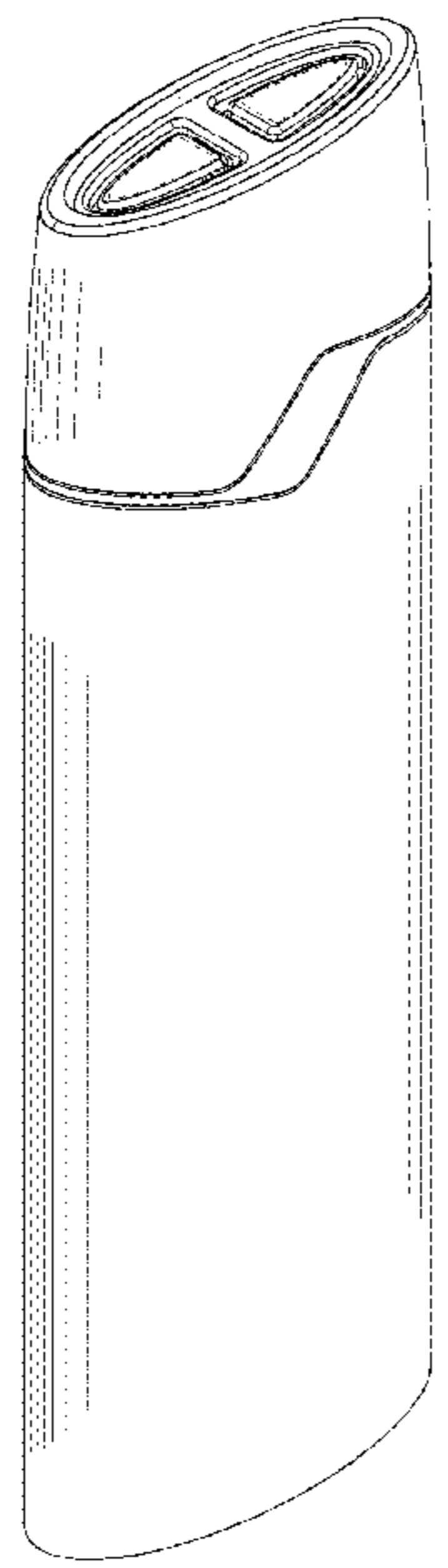
* cited by examiner
Primary Examiner — Marissa J Cash
Assistant Examiner — Rebecca Tsehaye
(74) *Attorney, Agent, or Firm* — Schmeiser, Olsen &
Watts LLP

(57) **CLAIM**
The ornamental design for the electronic vaporizer, as
described and shown.

DESCRIPTION
FIG. 1 is a front elevational view of the electronic vaporizer;
FIG. 2 is a rear elevational view of the electronic vaporizer;
FIG. 3 is a top plan view of the electronic vaporizer;
FIG. 4 is a bottom plan view of the electronic vaporizer;
FIG. 5 is a right side elevational view of the electronic
vaporizer;
FIG. 6 is a left side elevational view of the electronic
vaporizer;
FIG. 7 is a perspective view showing the bottom of the
electronic vaporizer;
FIG. 8 is a perspective view showing the top of the elec-
tronic vaporizer; and,
FIG. 9 is an enlarged perspective view of a portion of the top
of the electronic vaporizer.
The broken lines in the drawings depict portions of the
electronic vaporizer and form no part of the claimed design

(56) **References Cited**
U.S. PATENT DOCUMENTS
8,820,330 B2 9/2014 Bellinger et al.
8,897,628 B2 11/2014 Conley et al.
D725,310 S * 3/2015 Eksouzian D27/101
D736,460 S * 8/2015 McKeon D27/189
D737,419 S * 8/2015 Emarlou D23/360
D776,338 S * 1/2017 Lomeli D27/163
D778,494 S * 2/2017 Scott D27/189
D801,581 S * 10/2017 Scott D27/189
D818,636 S * 5/2018 Qiu D27/101
D823,536 S * 7/2018 Lai D27/163
D825,834 S * 8/2018 Chen D27/101

1 Claim, 7 Drawing Sheets






FIG. 1




FIG. 2

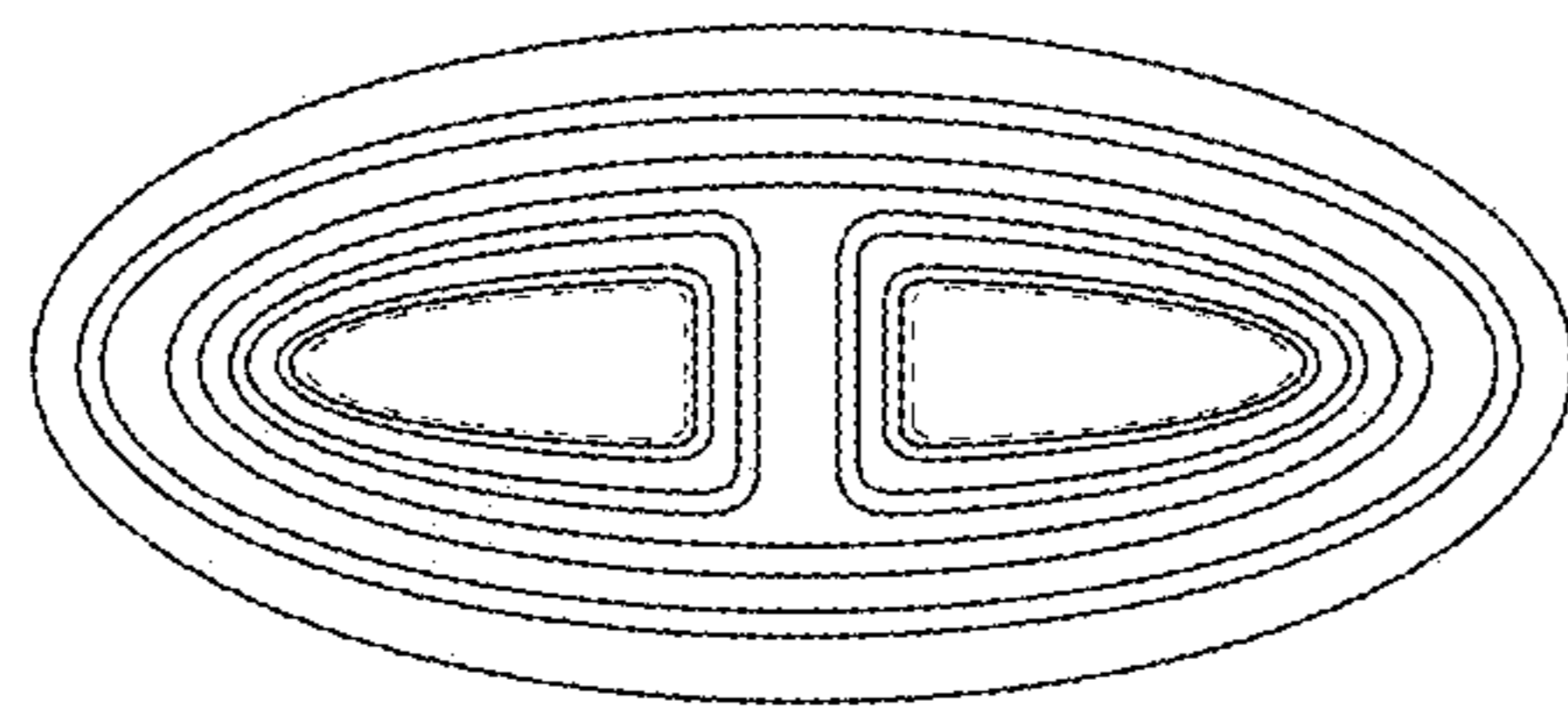


FIG. 3

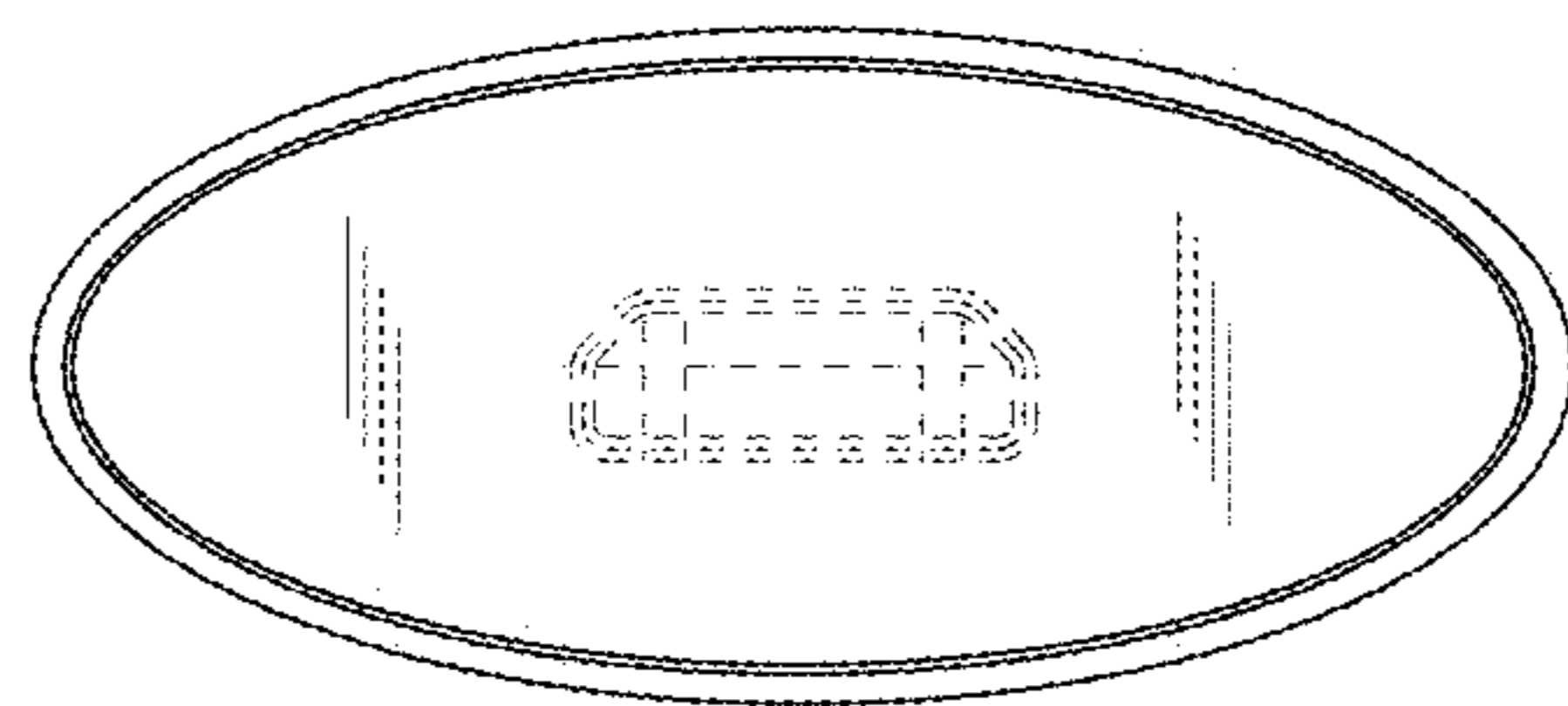


FIG. 4

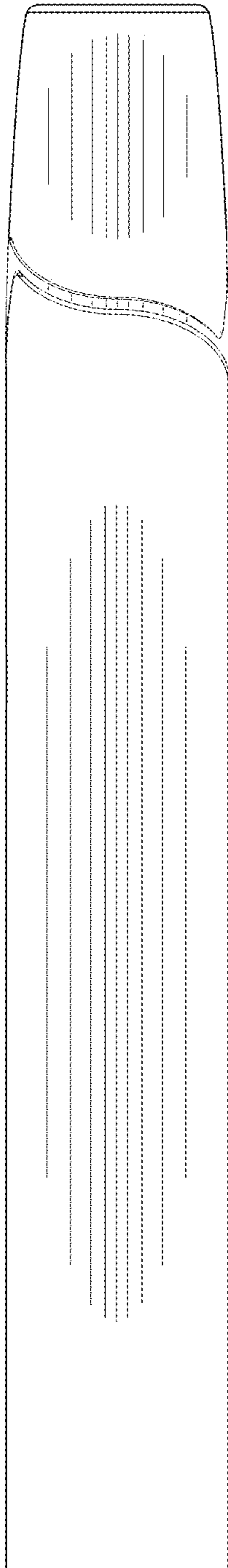


FIG. 5

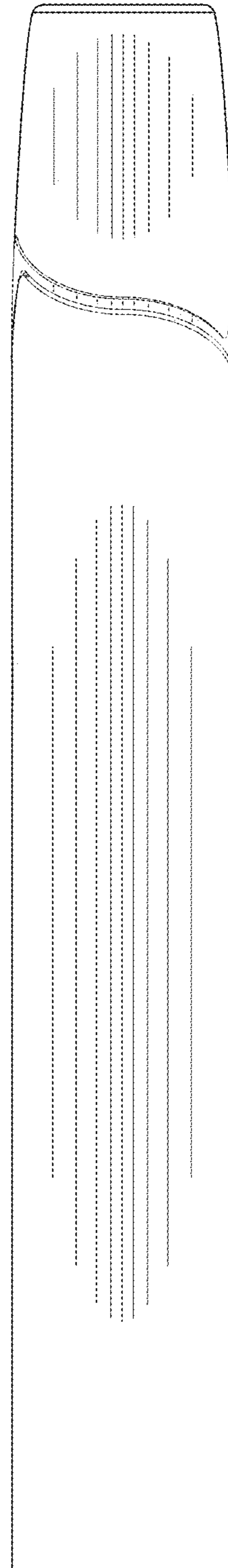


FIG. 6

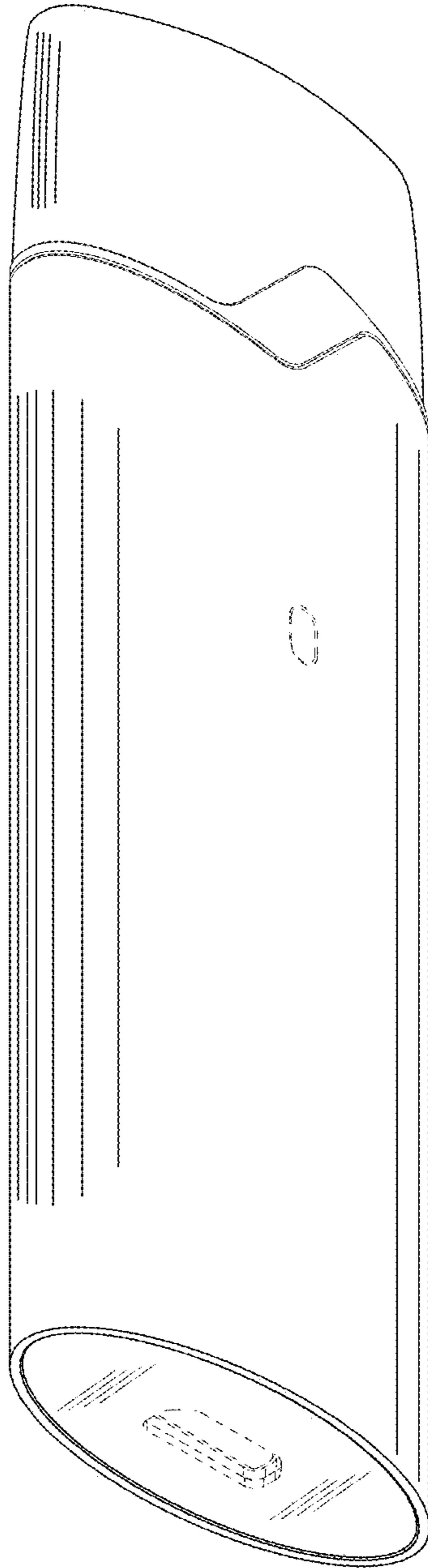


FIG. 7




FIG. 8

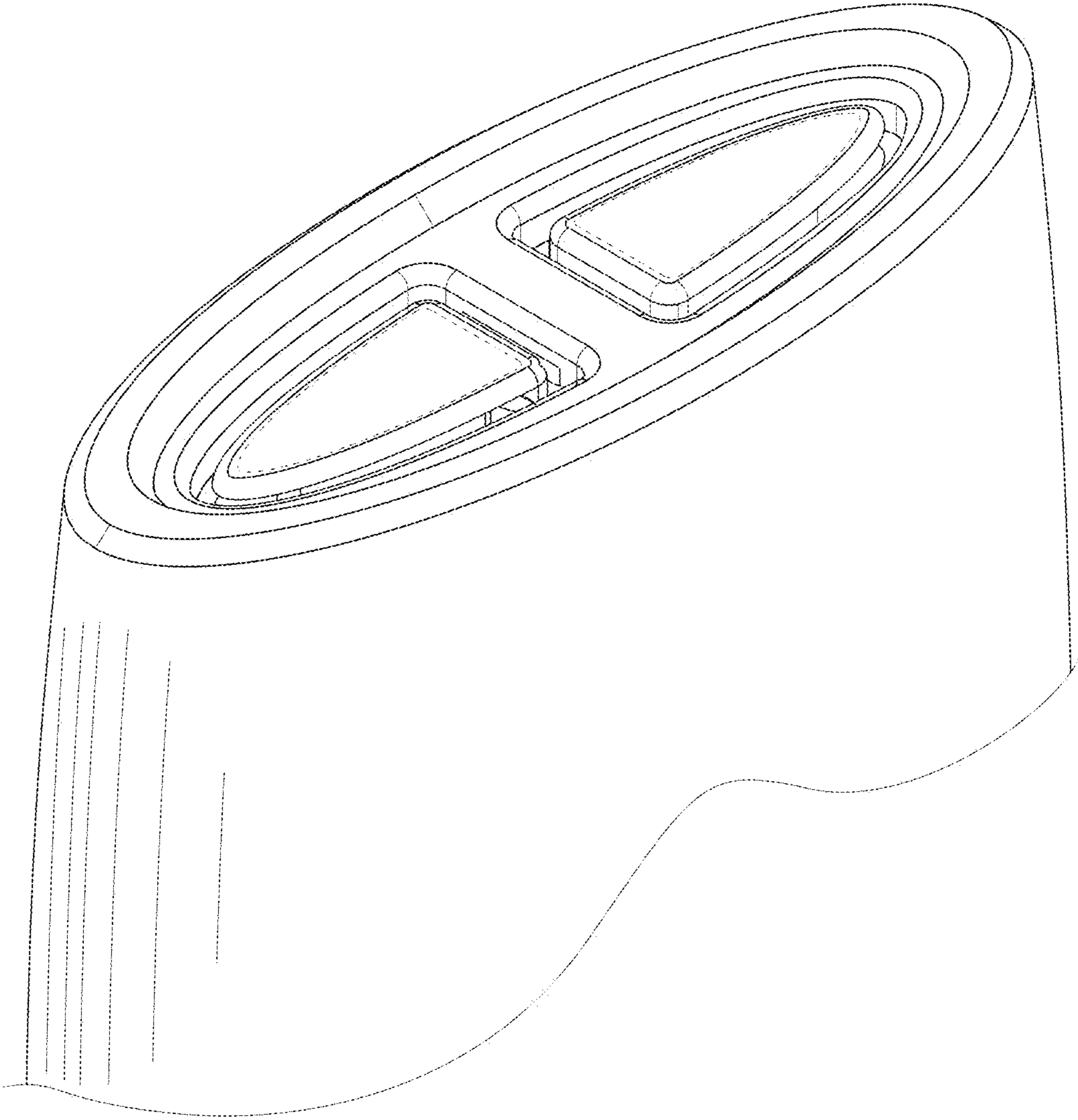


FIG. 9