



US00D908248S

(12) **United States Design Patent** (10) **Patent No.:** **US D908,248 S**
Crawley (45) **Date of Patent:** **** Jan. 19, 2021**

(54) **BASE FOR A POST**

(71) Applicant: **Tensator Group Ltd**, Milton Keynes (GB)

(72) Inventor: **Peter Crawley**, Milton Keynes (GB)

(73) Assignee: **Tensator Group Limited**

(**) Term: **15 Years**

(21) Appl. No.: **35/506,930**

(22) Filed: **Feb. 26, 2019**

(80) **Hague Agreement Data**

Int. Filing Date: **Feb. 26, 2019**

Int. Reg. No.: **DM/201497**

Int. Reg. Date: **Feb. 26, 2019**

Int. Reg. Pub. Date: **Jun. 21, 2019**

(51) **LOC (13) Cl.** **25-01**

(52) **U.S. Cl.**
USPC **D25/133**

(58) **Field of Classification Search**
USPC D25/125, 126, 127, 128, 129, 130, 131,
D25/132, 133, 134, 135, 136; 256/65.01,
256/73; 182/45, 113
CPC E04G 21/3223; E01F 13/02; E01F 9/692;
E04H 12/2238; E04H 17/1413; E04H
17/063; E04H 17/16; E04H 17/20; E04C
2003/0482; E04C 2003/0434; E04B
2/7881

See application file for complete search history.

(56) **References Cited**

U.S. PATENT DOCUMENTS

D470,601 S *	2/2003	Kohlberger	D25/133
D513,536 S *	1/2006	Walker	D25/133
D530,834 S *	10/2006	Navare	D25/133
D531,325 S *	10/2006	Navare	D25/133
D739,563 S *	9/2015	Whiteley	D25/133
D752,775 S *	3/2016	Stacey	D25/133
D767,167 S *	9/2016	Masuda	D25/133
D782,708 S *	3/2017	Key	D25/133
D790,082 S *	6/2017	Guinn	D25/133

* cited by examiner

Primary Examiner — Samantha Q Lawrence

(74) *Attorney, Agent, or Firm* — Alan G. Towner; Leech
Tishman Fuscaldo & Lampl


(57) **CLAIM**

The ornamental design for a base for a post, as shown and described.

DESCRIPTION

1. Base for a post
Figure 1.1 is a front view of a base for a post;
Figure 1.2 is a side view thereof;
Figure 1.3 is another side view thereof;
Figure 1.4 is a rear view thereof;
Figure 1.5 is a bottom view thereof;
Figure 1.6 is a perspective bottom view thereof;
Figure 1.7 is a top view thereof; and
Figure 1.8 is a perspective top view thereof.
The broken lines shown in Figs. 1-4, 7 and 8 illustrate portions of the base for a post that form no part of the claimed design.

1 Claim, 8 Drawing Sheets






FIG. 1.1

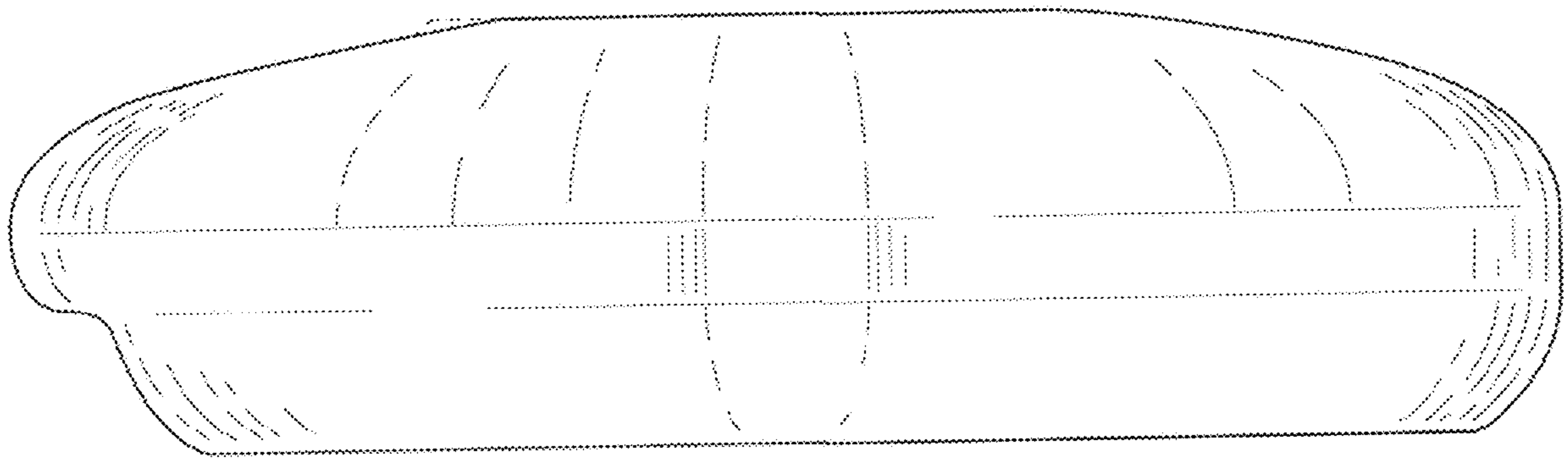


FIG. 1.2

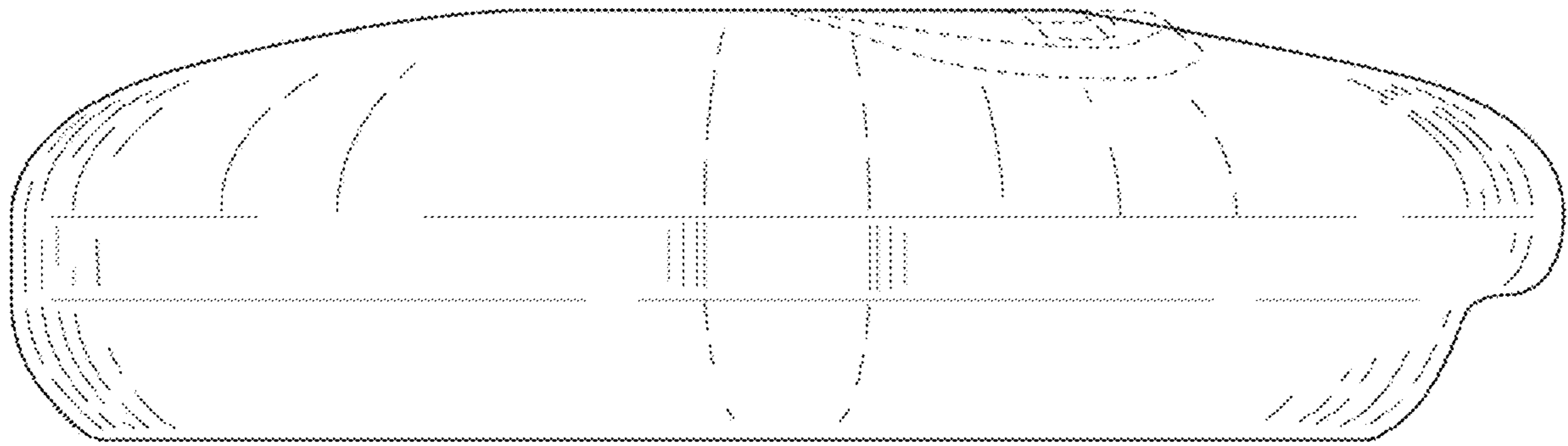


FIG. 1.3

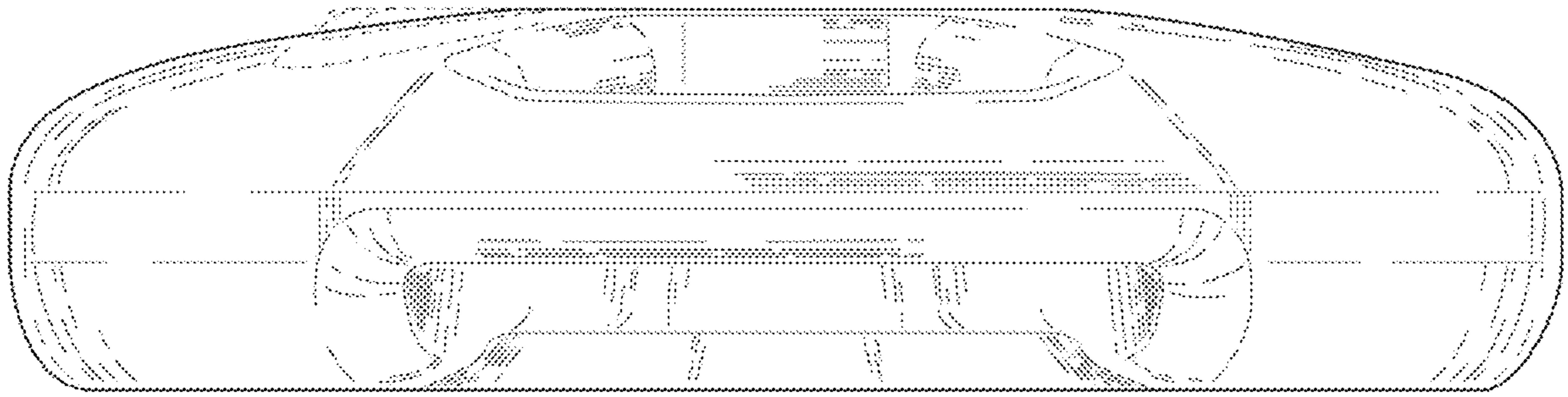


FIG. 1.4

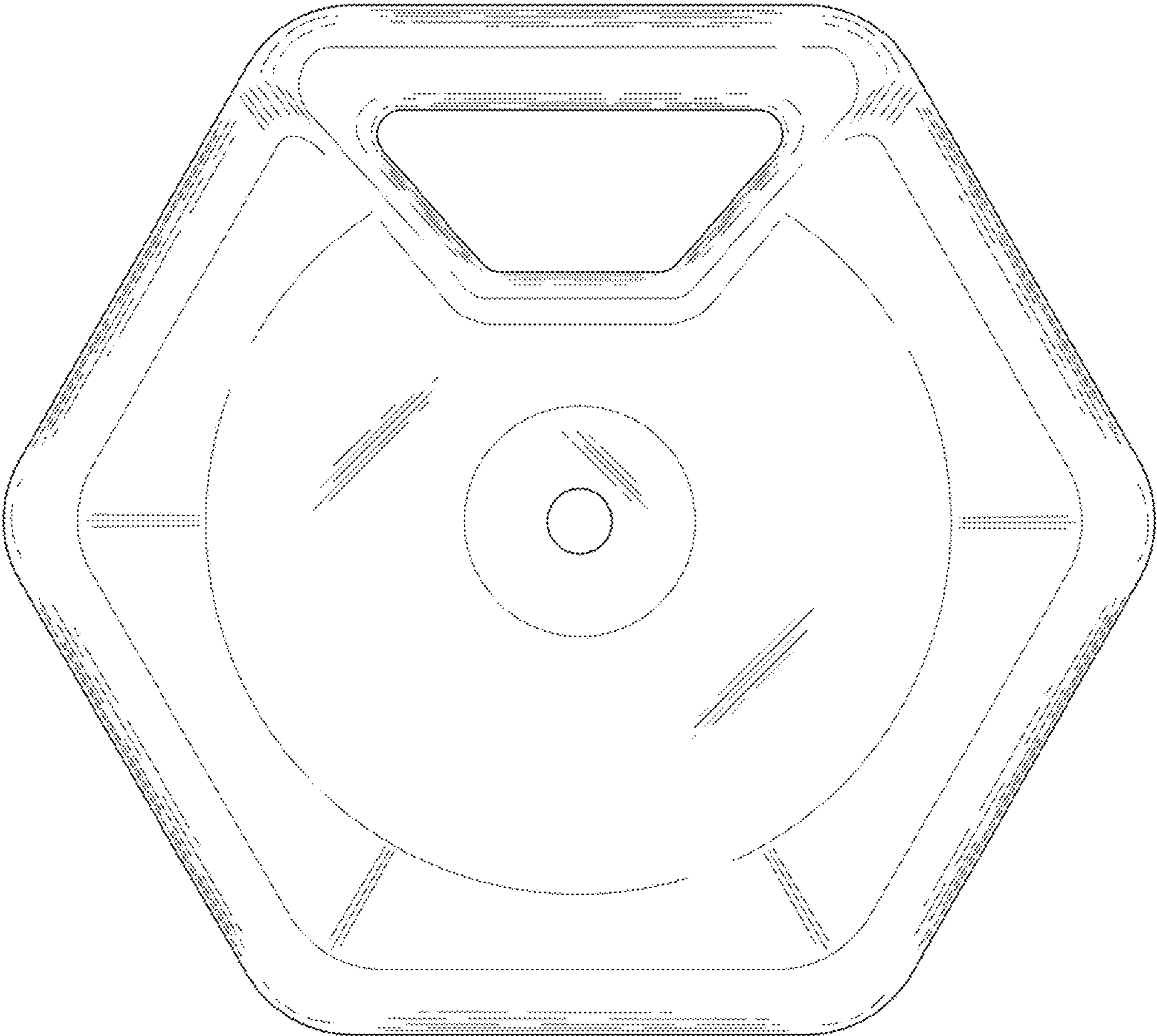


FIG. 1.5

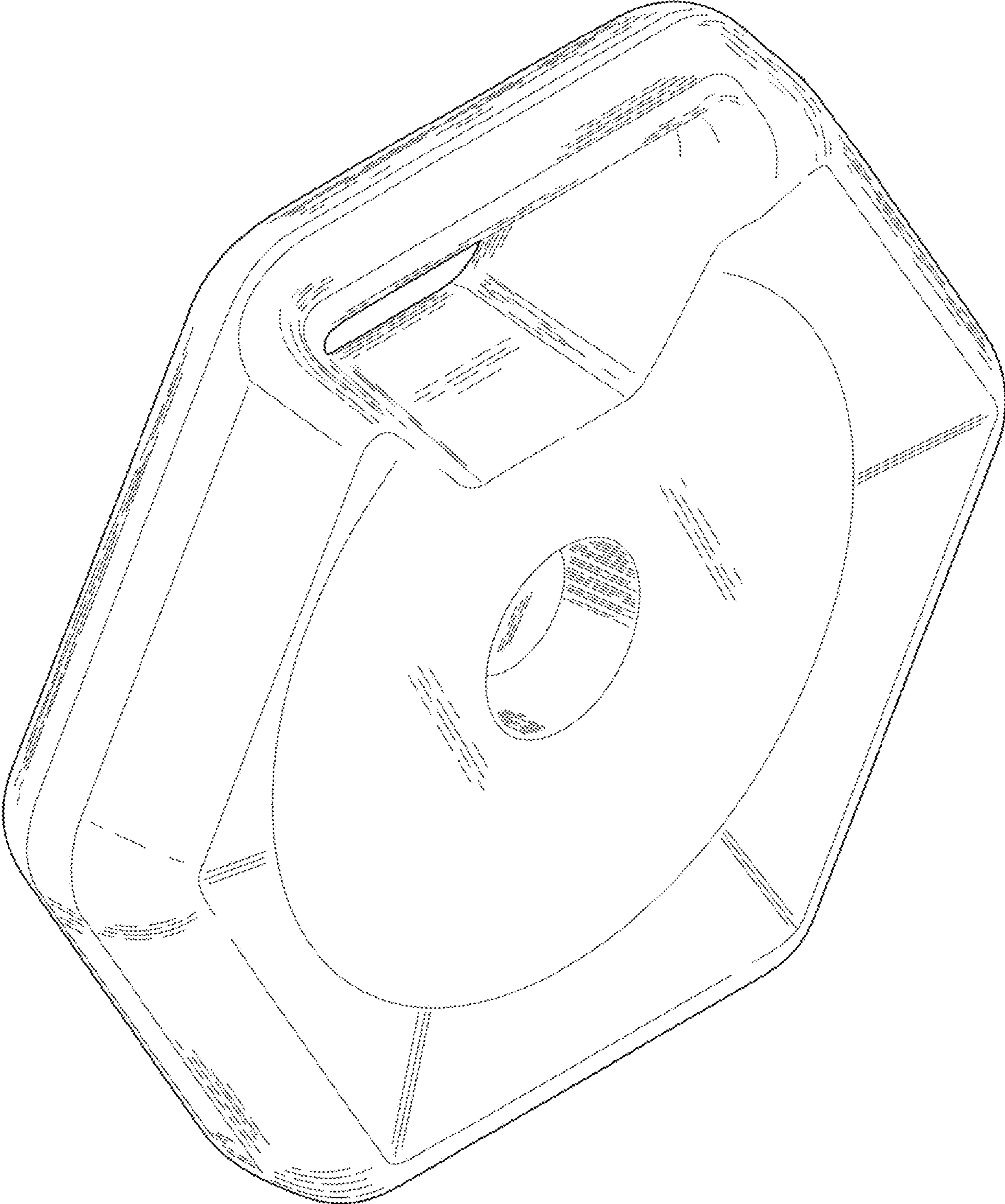


FIG. 1.6

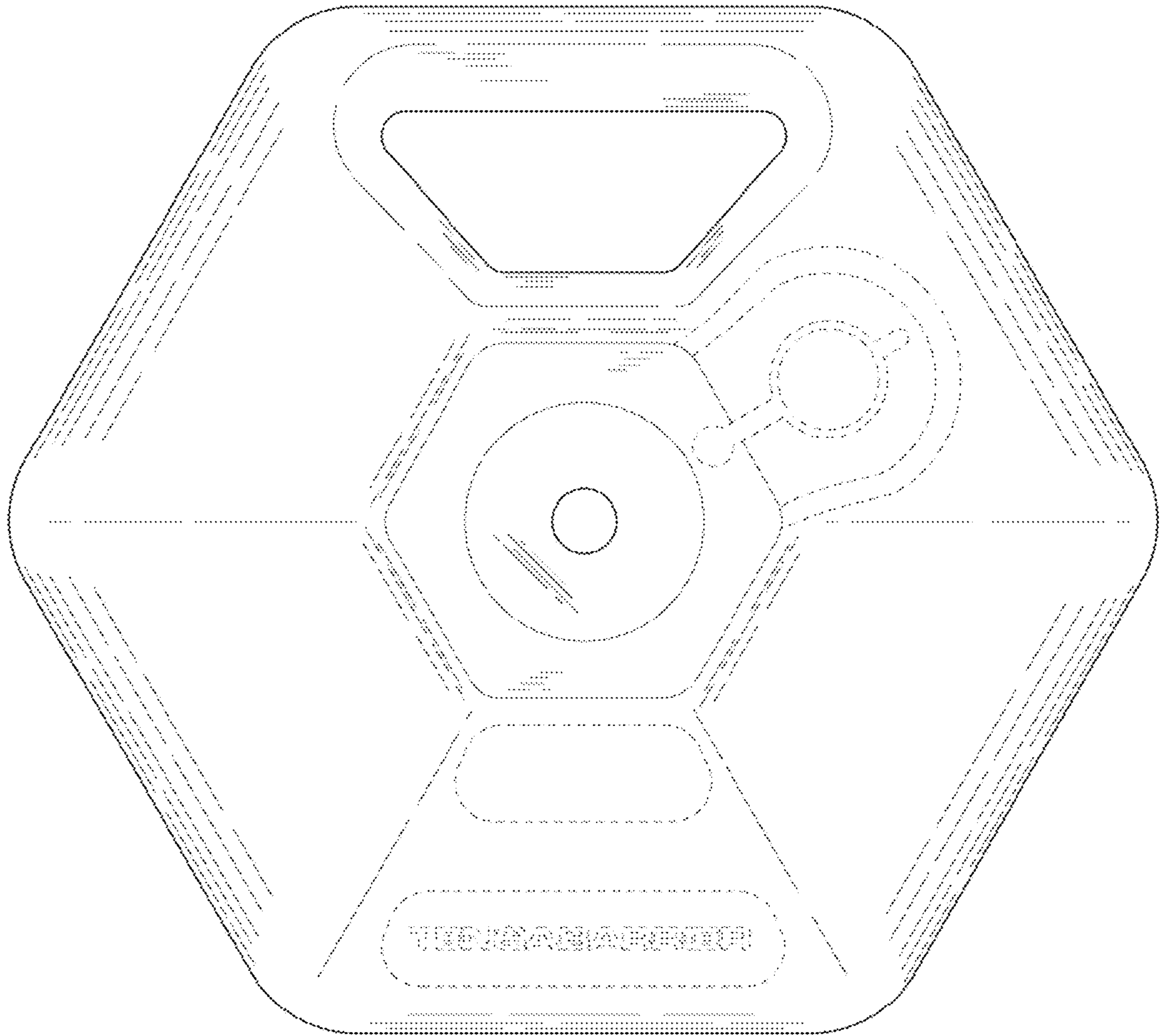


FIG. 1.7

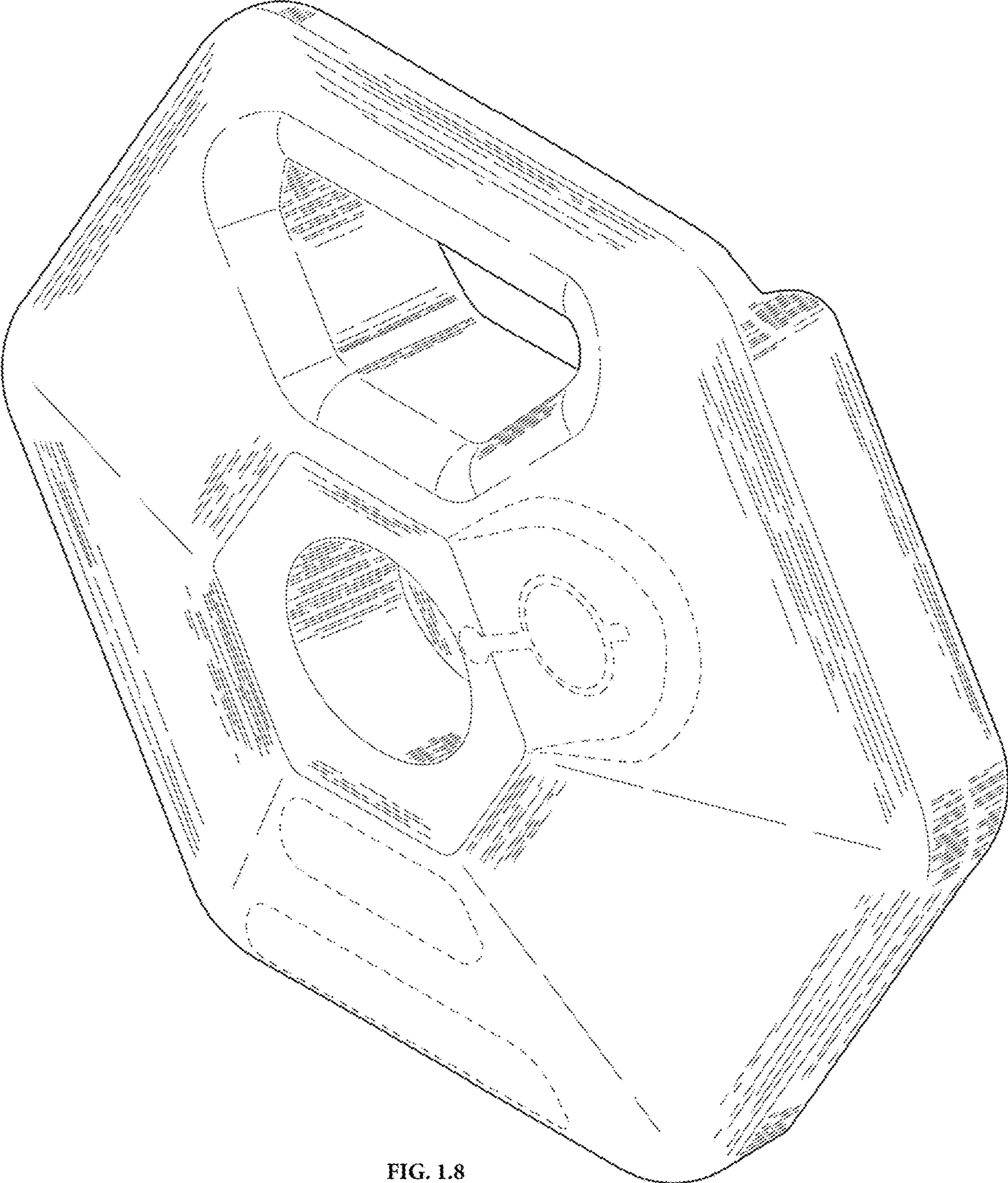


FIG. 1.8