



US00D908237S

(12) **United States Design Patent** (10) **Patent No.:** **US D908,237 S**
Tan et al. (45) **Date of Patent:** **** *Jan. 19, 2021**

(54) **FETAL AND MATERNAL MONITOR**

(56) **References Cited**

(71) Applicant: **KONINKLIJKE PHILIPS N.V.**,
Eindhoven (NL)
(72) Inventors: **Wee Kar Tan**, Medford, WA (US);
Liang Yong Tang, Shenzhen (CN); **Li**
Gang Cai, Kun Shan (CN)
(73) Assignee: **KONINKLIJKE PHILIPS N.V.**,
Eindhoven (NL)
(*) Notice: This patent is subject to a terminal dis-
claimer.
(**) Term: **15 Years**
(21) Appl. No.: **35/504,162**
(22) Filed: **Jun. 12, 2017**
(80) **Hague Agreement Data**
Int. Filing Date: **Jun. 12, 2017**
Int. Reg. No.: **DM/096798**
Int. Reg. Date: **Jun. 12, 2017**
Int. Reg. Pub. Date: **Dec. 15, 2017**

U.S. PATENT DOCUMENTS

D262,571 S *	1/1982	Francis	D10/46
4,413,629 A *	11/1983	Durley, III	A61B 5/0011
				600/453
D297,234 S *	8/1988	Hodson	181/21
D303,706 S *	9/1989	King	D24/142
5,042,499 A *	8/1991	Frank	A61B 5/02411
				600/509
D328,617 S *	8/1992	Emmel	D10/116.1
D329,701 S *	9/1992	Rogler	D24/167
D345,183 S *	3/1994	Emmel	D21/529
6,026,170 A *	2/2000	Dieken	A61B 7/04
				181/126
6,093,151 A *	7/2000	Shine	A61B 5/033
				128/897
D443,931 S *	6/2001	Davey	D24/186
D482,452 S *	11/2003	Davey	D24/186
D553,248 S *	10/2007	Nguyen	D24/186
D599,909 S *	9/2009	Rinott	D24/186
D654,177 S *	2/2012	Griffith	D24/186
D738,229 S *	9/2015	Jiang	D10/50
D748,271 S *	1/2016	Clowry	D24/186

(Continued)

Primary Examiner — Rhea Shields

(30) **Foreign Application Priority Data**

Jan. 16, 2017 (EM) 003640580-0001
Jan. 16, 2017 (EM) 003640580-0002

(51) **LOC (13) Cl.** **24-02**

(52) **U.S. Cl.**
USPC **D24/216**

(58) **Field of Classification Search**
USPC D24/186, 187, 168, 107, 142, 216, 232,
D24/167, 169, 163, 165, 158; D10/50,
D10/38, 78, 116.1, 46; D14/129, 344;
D21/529; D13/162; 128/897; 181/21,
181/126; 600/509, 453
CPC ... A61B 5/033; A61B 5/02411; A61B 5/0011;
A61B 7/04

See application file for complete search history.

(57) **CLAIM**

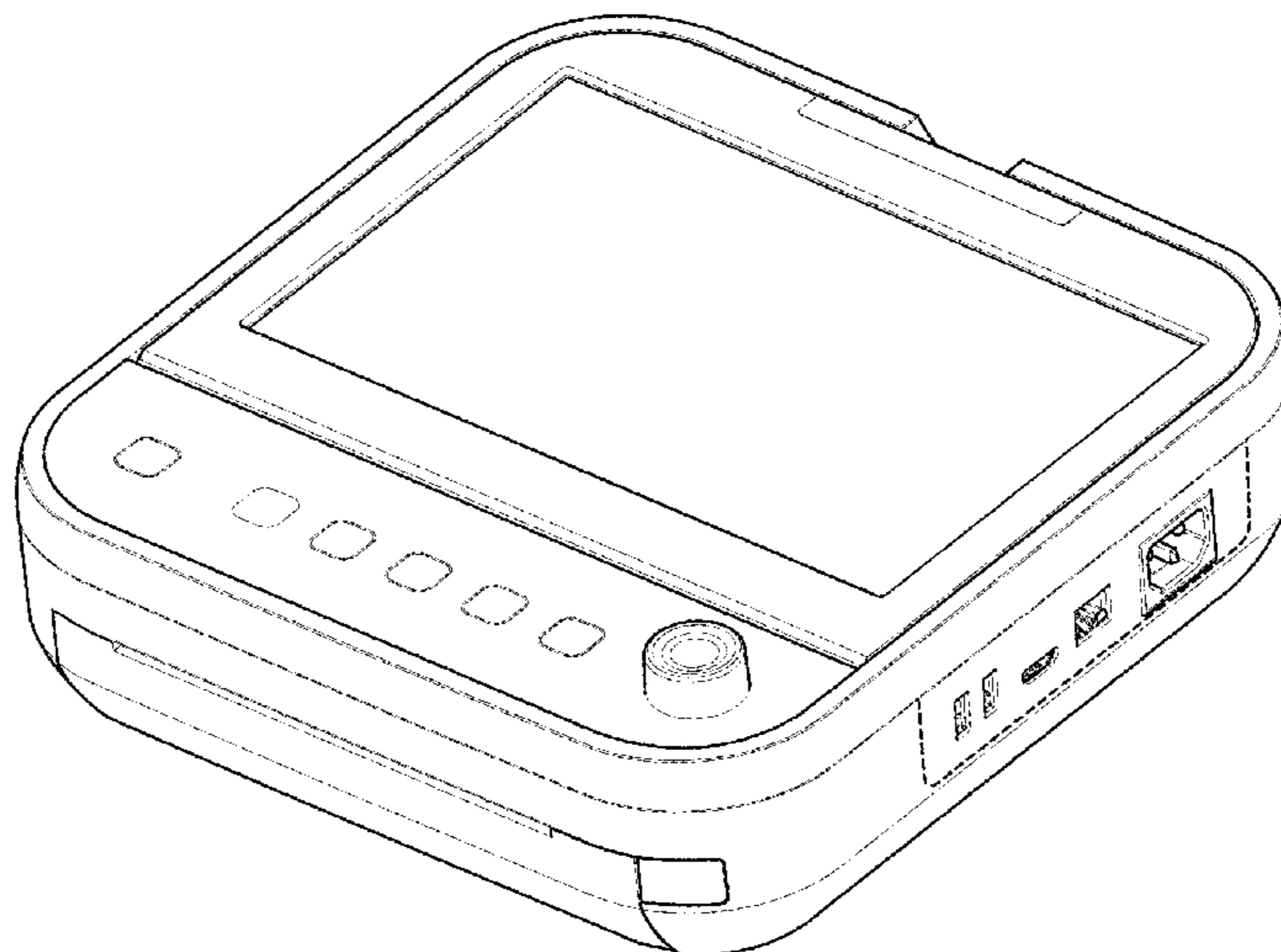
We claim the ornamental design for a fetal and maternal monitor, as shown and described.

DESCRIPTION

- 1.1 is a front view;
- 1.2 is a perspective view;
- 1.3 is a rear view;
- 1.4 is a side view;
- 1.5 is a side view;
- 1.6 is a top view; and
- 1.7 is a bottom view.

The broken lines illustrate portions of the fetal and maternal monitor that form no part of the claimed design.

1 Claim, 5 Drawing Sheets



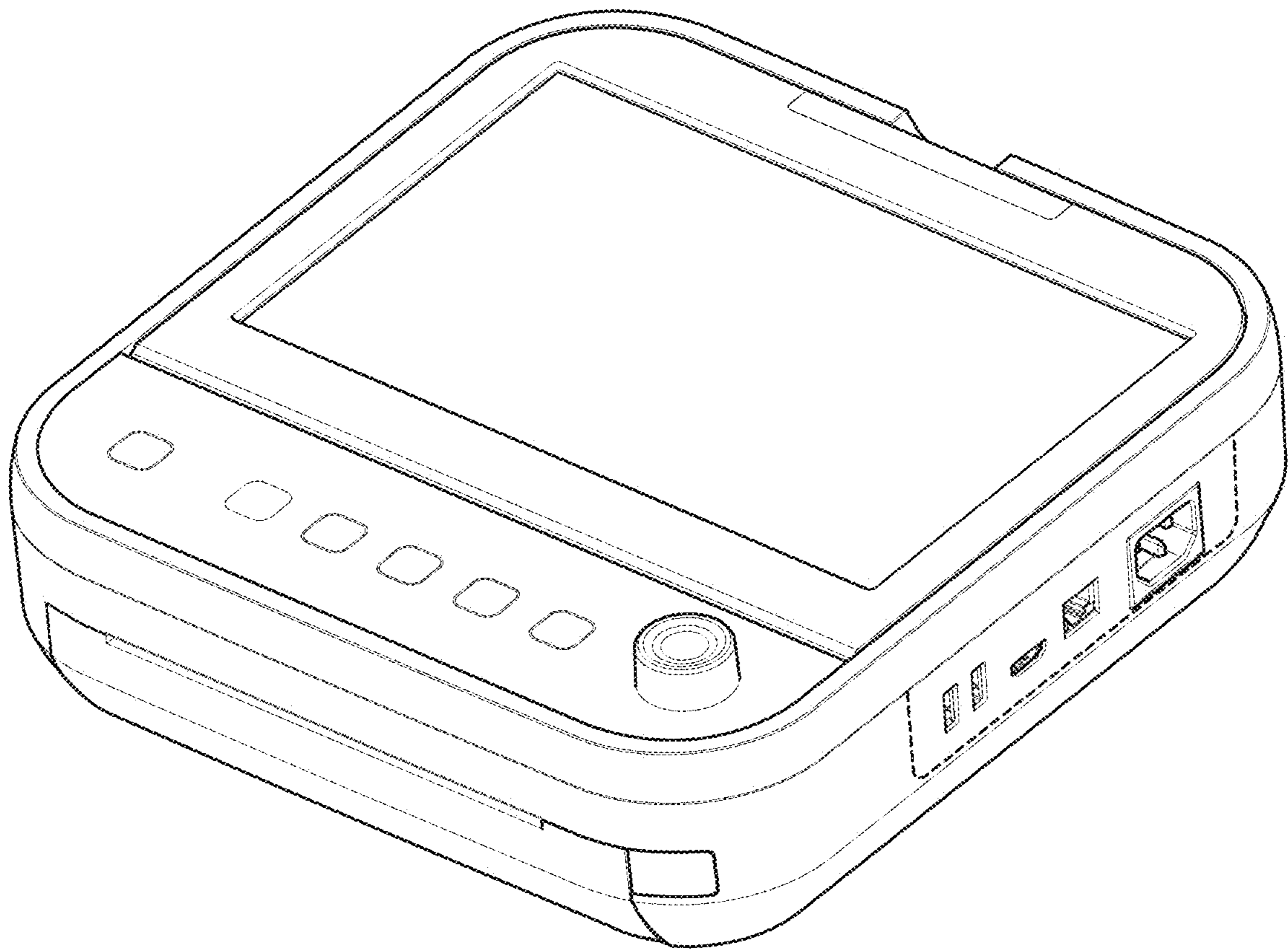
(56)

References Cited

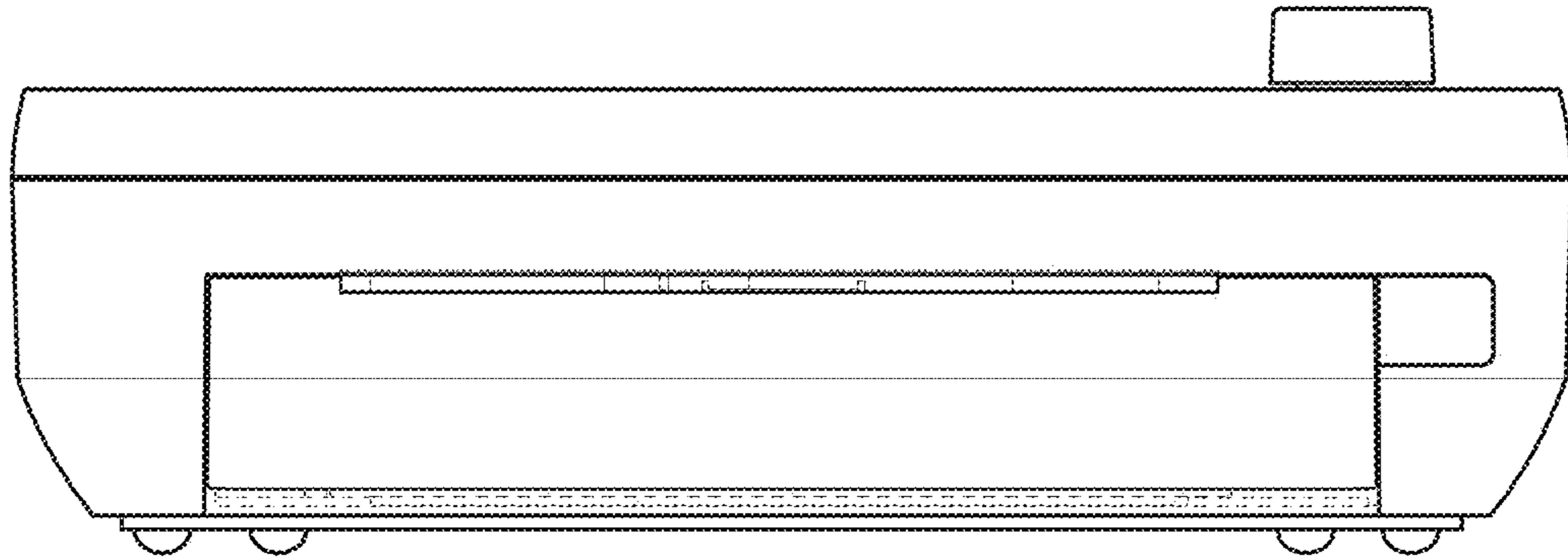
U.S. PATENT DOCUMENTS

D754,357	S	*	4/2016	Lindekugel	D24/187
D766,115	S	*	9/2016	Ma	D10/38
D766,442	S	*	9/2016	Prais	D24/169
D770,051	S	*	10/2016	Eggl	D24/186
D770,625	S	*	11/2016	Aytekin	D24/167
D783,178	S	*	4/2017	Mead	D24/232
D796,357	S	*	9/2017	Park	D10/78
D804,013	S	*	11/2017	Carreon	D24/107
D805,493	S	*	12/2017	Chang	D14/129
D809,141	S	*	1/2018	Adams	D24/158
D815,286	S	*	4/2018	Underwood	D24/163
D817,509	S	*	5/2018	McMullin	D24/216
D818,129	S	*	5/2018	Heine	D24/165
D820,454	S	*	6/2018	Falk	D24/163
D822,211	S	*	7/2018	Davies	D24/169
D822,214	S	*	7/2018	Iles	D24/186
D822,216	S	*	7/2018	Barker	D24/186
D822,622	S	*	7/2018	Cheng	D13/162
D822,656	S	*	7/2018	Ritchie	D14/344
D822,835	S	*	7/2018	Paschke	D24/167
D825,061	S	*	8/2018	Parsons	D24/186
D826,756	S	*	8/2018	Huang	D10/86
D827,832	S	*	9/2018	Fischer	D24/167
D827,859	S	*	9/2018	Mathers	D24/232
D828,574	S	*	9/2018	Fujiwara	D24/216

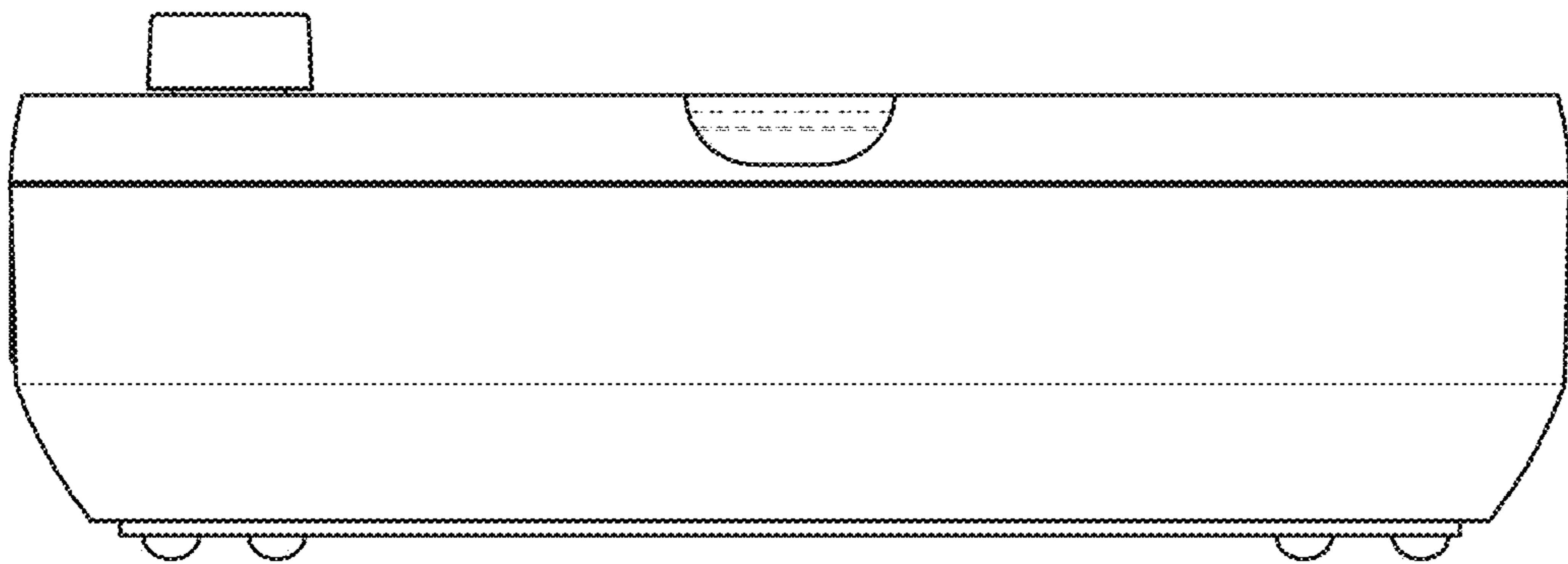
* cited by examiner



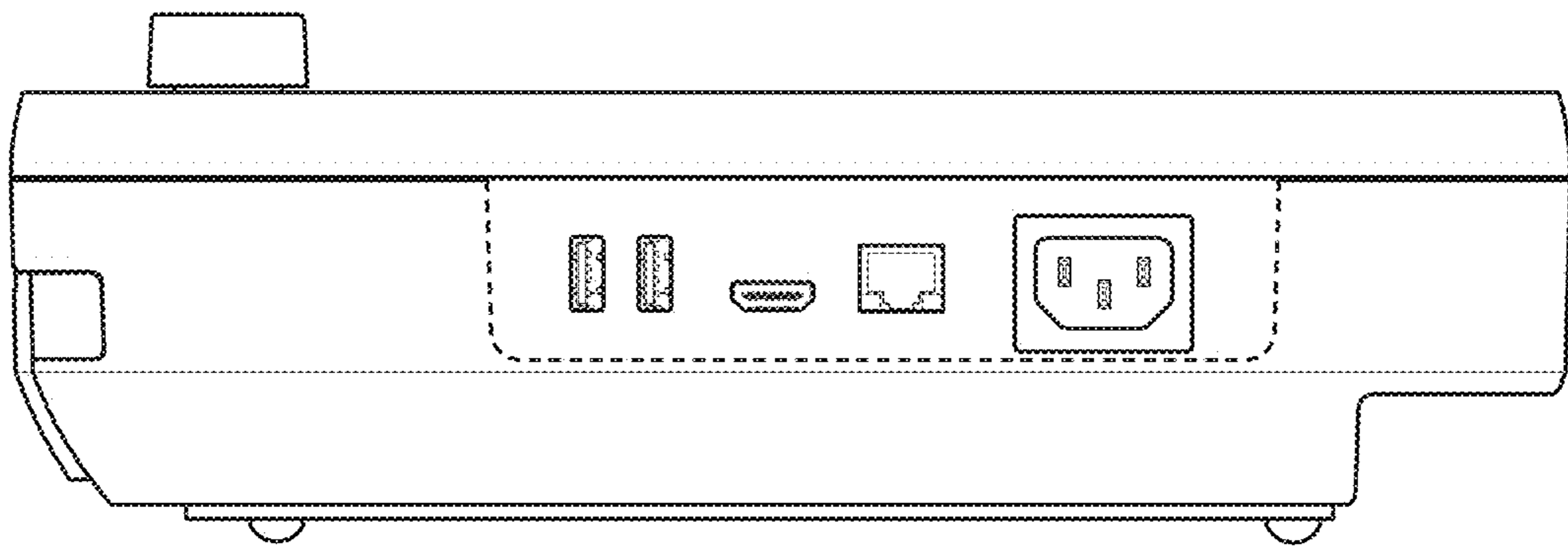
1.1



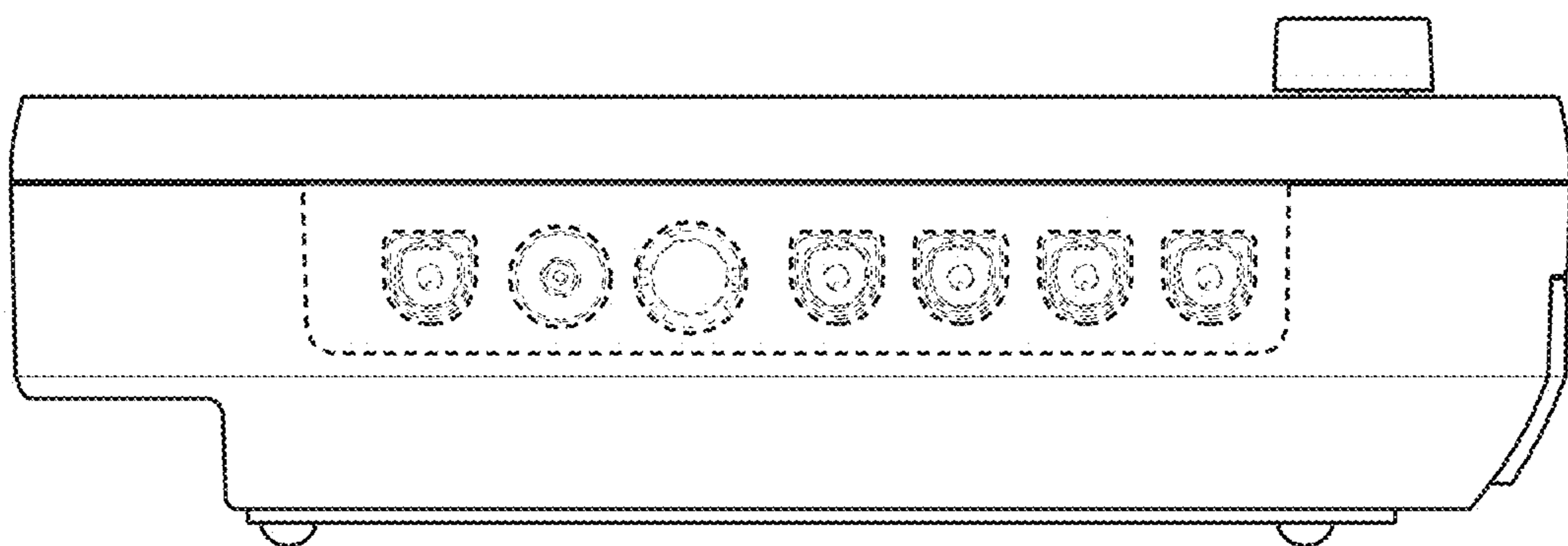
1.2




1.3



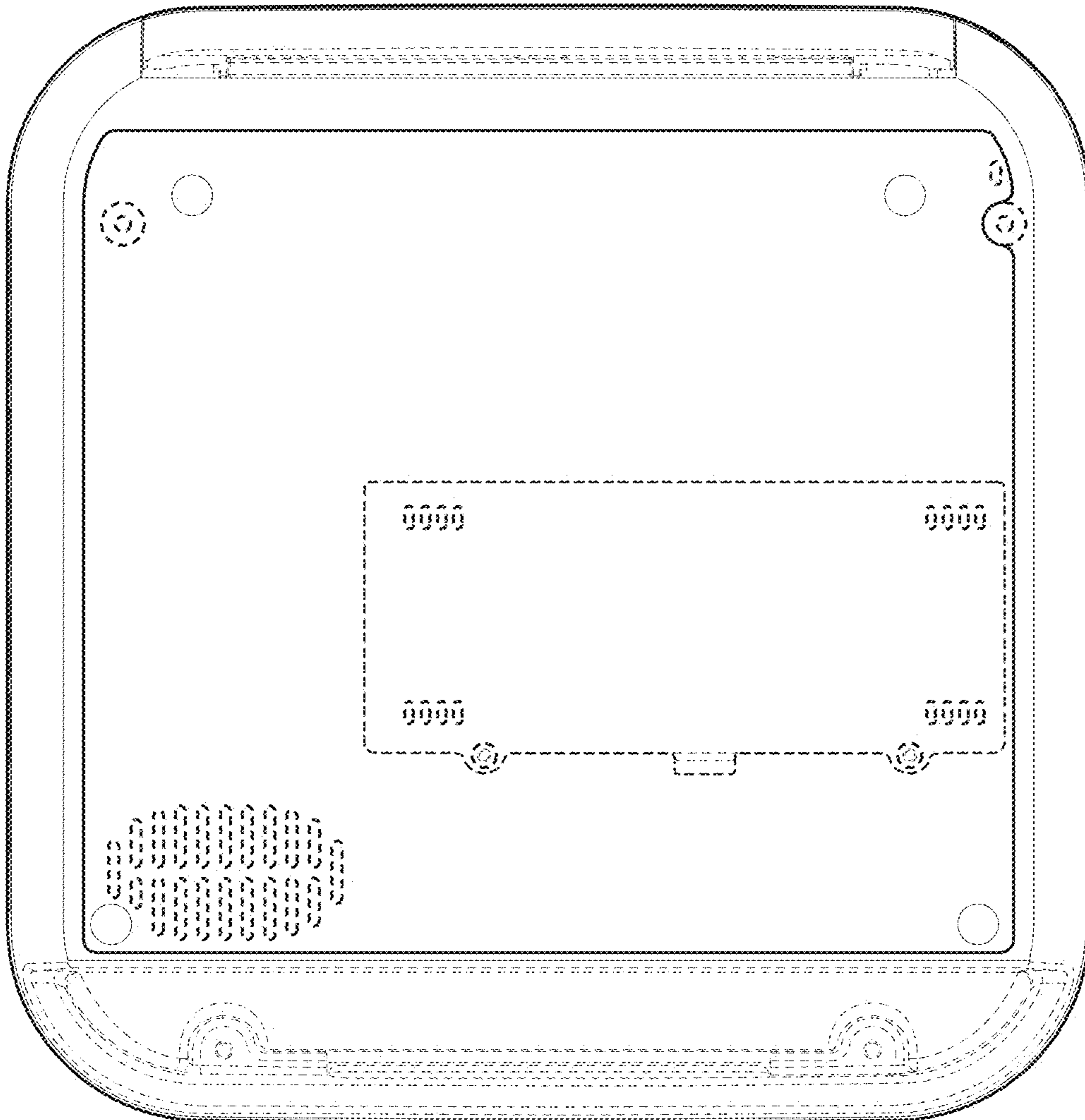
1.4



1.5



1.6



1.7