



US00D908226S

(12) **United States Design Patent**  
**Del Rossi**

(10) **Patent No.:** **US D908,226 S**  
(45) **Date of Patent:** **\*\* Jan. 19, 2021**

(54) **BANDAGE**

(71) Applicant: **Vomaris Innovations, Inc.**, Tempe, AZ  
(US)

(72) Inventor: **Joseph Del Rossi**, Phoenix, AZ (US)

(73) Assignee: **Vomaris Innovations, Inc.**, Tempe, AZ  
(US)

(\*\*) Term: **15 Years**

(21) Appl. No.: **29/680,711**

(22) Filed: **Feb. 19, 2019**

**Related U.S. Application Data**

(62) Division of application No. 29/586,737, filed on Dec. 6, 2016, now Pat. No. Des. 846,129.

(51) **LOC (13) Cl.** ..... **24-04**

(52) **U.S. Cl.**  
USPC ..... **D24/189**

(58) **Field of Classification Search**  
USPC ..... D24/124–128, 132, 133, 185–193, 199,  
D24/200, 206, 209, 210, 212–215;  
D29/100, 108, 113, 120.1, 121.1, 121.2;  
D30/144, 146

CPC .... A61F 13/023; A61F 15/004; A61F 15/008;  
A61F 2013/00646; A61M 2025/0246  
See application file for complete search history.

(56) **References Cited**

**U.S. PATENT DOCUMENTS**

D217,892 S \* 6/1970 Dunning ..... D24/192  
D433,142 S \* 10/2000 Nash ..... D24/189  
D607,112 S \* 12/2009 Rogers ..... D24/189  
D607,113 S \* 12/2009 Rogers ..... D24/189

D720,848 S \* 1/2015 Brezoczky ..... D24/125  
D721,170 S \* 1/2015 Brezoczky ..... D24/124  
D734,551 S \* 7/2015 Garcia ..... D29/100  
D750,226 S \* 2/2016 Brezoczky ..... D24/124  
D768,294 S \* 10/2016 Brezoczky ..... D24/124  
D773,060 S \* 11/2016 Narvekar ..... D24/189  
D821,594 S \* 6/2018 Davidson ..... D24/200  
D846,129 S \* 4/2019 Del Rossi ..... D24/189  
D847,358 S \* 4/2019 Matsushita ..... D24/200  
D874,659 S \* 2/2020 Wetmore ..... D24/187

**OTHER PUBLICATIONS**

Musculoskeletal Key. Wound Dressings. Mar. 9, 2020. <https://musculoskeletalkey.com/wound-dressings/> (Year: 2020).\*

\* cited by examiner

*Primary Examiner* — Darcey E Gottschalk

(74) *Attorney, Agent, or Firm* — K&L Gates LLP; Louis C. Cullman; Georgia N. Kefallinos

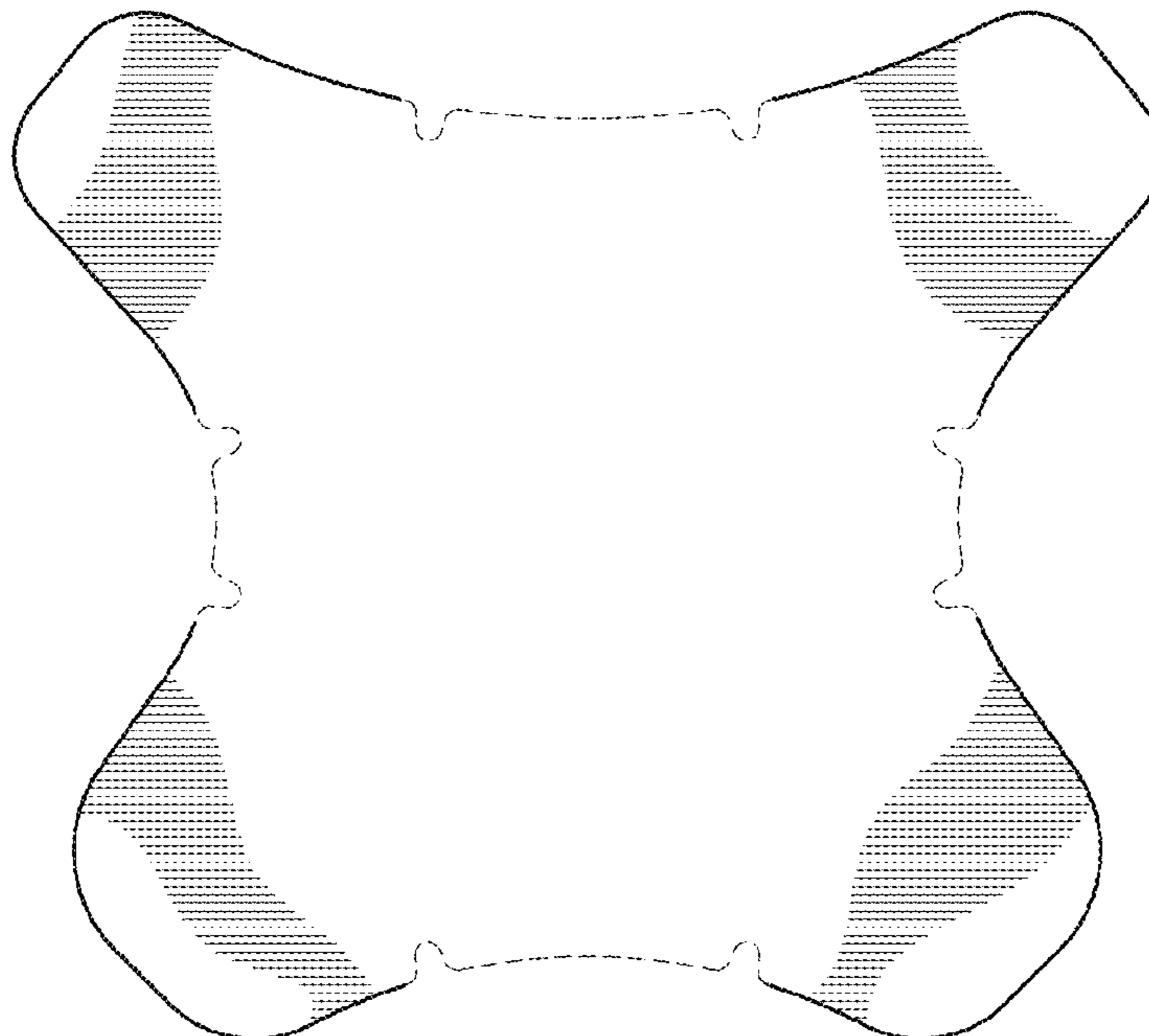
(57) **CLAIM**

The ornamental design for a bandage, as shown and described.

**DESCRIPTION**

FIG. 1 is a top view of a bandage of our design.  
FIG. 2 is a first side view of the bandage of FIG. 1.  
FIG. 3 is a second side view of the bandage of FIG. 1.  
FIG. 4 is a third side view of the bandage of FIG. 1.  
FIG. 5 is a fourth side view of the bandage of FIG. 1; and,  
FIG. 6 is a bottom view of the bandage of FIG. 1.  
The broken lines shown in the figures are included for the purpose of illustrating portions of the bandage and form no part of the claimed design. Randomly dashed lines represent surface shading.

**1 Claim, 1 Drawing Sheet**






FIG. 4



FIG. 2

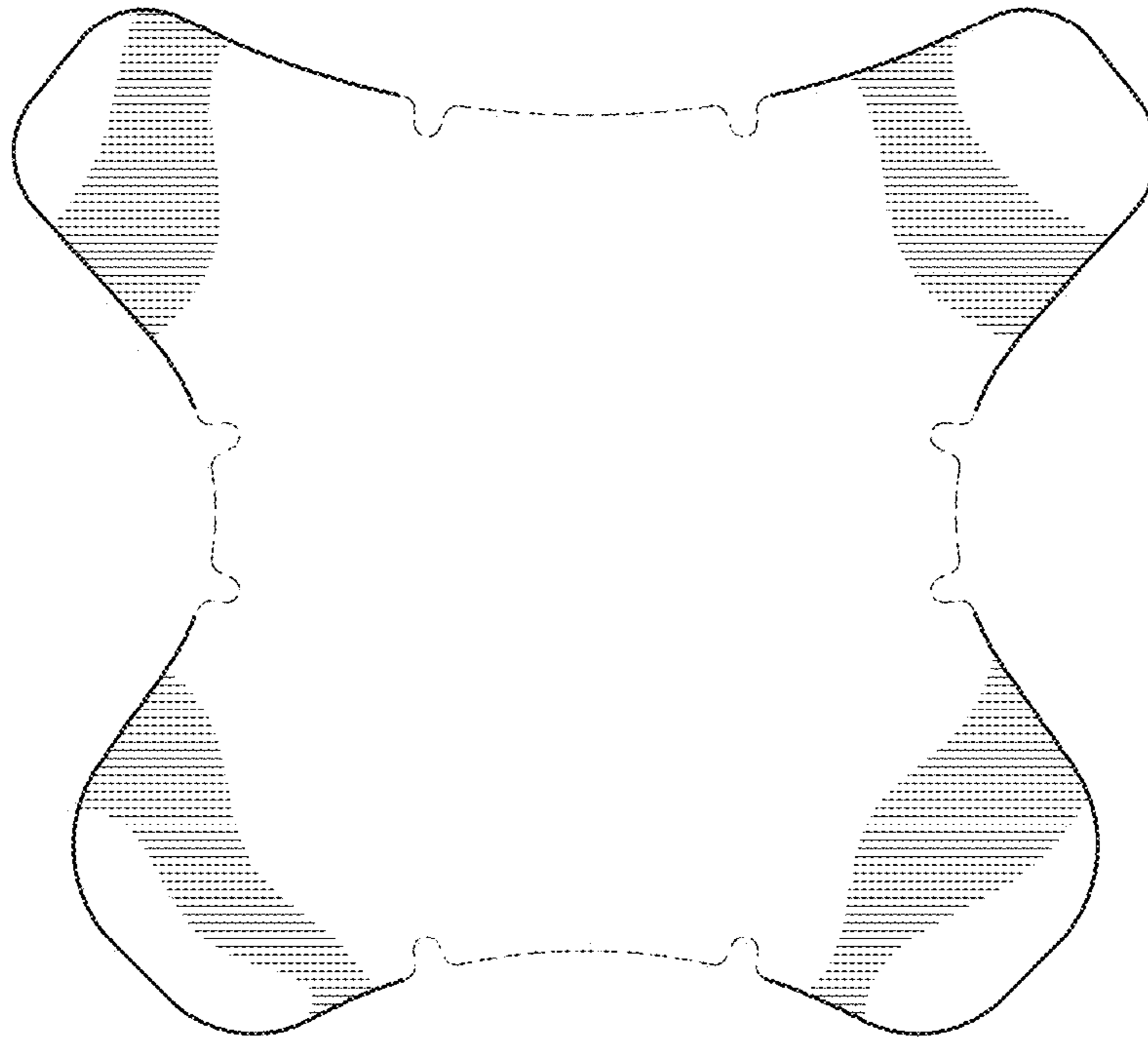


FIG. 1

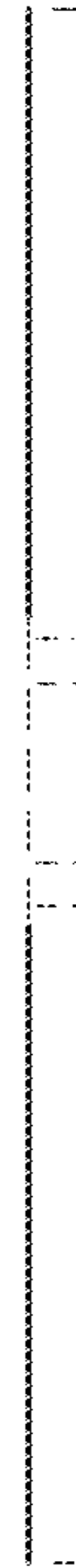


FIG. 3




FIG. 5




FIG. 6