



US00D908220S

(12) **United States Design Patent**
Chang

(10) **Patent No.:** **US D908,220 S**

(45) **Date of Patent:** **** Jan. 19, 2021**

(54) **PAIR OF REMOVABLE, ADJUSTABLE WIRE ARMS FOR NOSE PADS**

(71) Applicant: **General Scientific Corp.**, Ann Arbor, MI (US)

(72) Inventor: **Byung J. Chang**, Ann Arbor, MI (US)

(73) Assignee: **General Scientific Corp.**, Ann Arbor, MI (US)

(**) Term: **15 Years**

(21) Appl. No.: **29/677,275**

(22) Filed: **Jan. 18, 2019**

(51) **LOC (13) Cl.** **16-06**

(52) **U.S. Cl.**
USPC **D24/172; D16/332**

(58) **Field of Classification Search**
USPC D24/172, 135, 106; D14/126; D16/332, D16/316, 320, 315, 333, 327
CPC A45D 29/007; G02C 11/00; G02C 7/088; G02C 5/08; G02C 9/00; G02C 9/02; G02C 5/122; G02C 5/02; G02B 7/002; A61M 15/085; A61F 5/08; A45C 11/04
See application file for complete search history.

(56) **References Cited**

U.S. PATENT DOCUMENTS

- 1,292,083 A * 1/1919 Sawyer A61F 5/08 606/199
- 2,243,360 A * 5/1941 Slatis A61M 15/085 128/206.11
- 2,804,636 A * 9/1957 Sadler A45D 29/007 15/119.2
- 3,209,755 A * 10/1965 McCarthy G02C 11/00 604/174
- 4,000,810 A * 1/1977 Leblanc A45C 11/04 206/5
- D329,446 S * 9/1992 Negishi 351/106

- D380,264 S * 6/1997 Petruson D24/106
- 5,949,517 A * 9/1999 Lindberg A45C 11/04 206/5
- D444,491 S * 7/2001 Iwanaga D16/333
- D461,835 S * 8/2002 Onodera D16/327
- 6,493,136 B2 * 12/2002 Chang G02B 7/002 351/158
- D476,355 S * 6/2003 Nielsen D16/315

(Continued)

Primary Examiner — Rhea Shields

(74) *Attorney, Agent, or Firm* — Law Offices of John G. Posa

(57) **CLAIM**

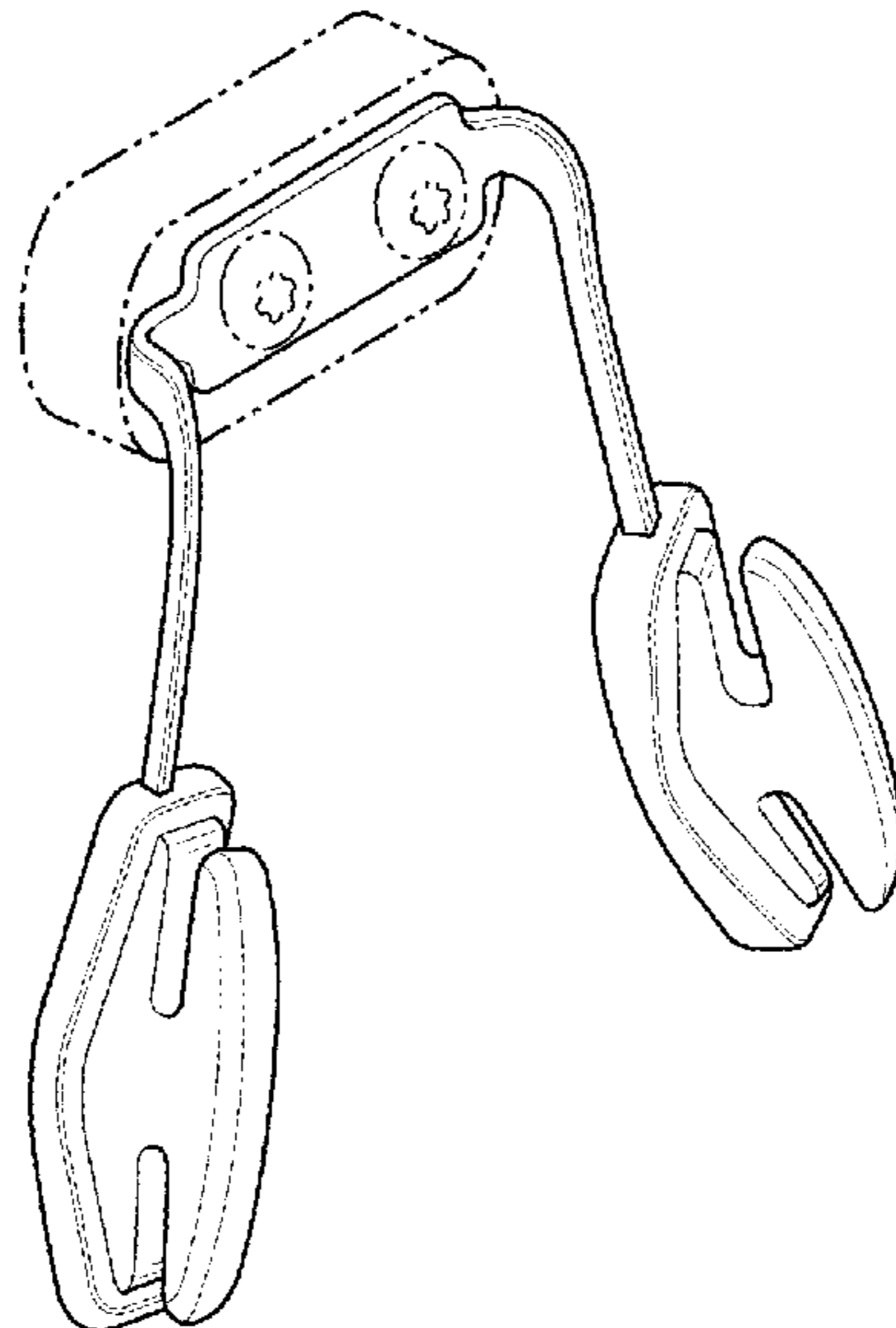
The ornamental design for a pair of removable, adjustable wire arms for nose pads, as shown and described.

DESCRIPTION

FIG. 1 is a first rear, side perspective of pair of removable, adjustable wire arms for nose pads;
 FIG. 2 is a second rear, side perspective of pair of removable, adjustable wire arms for nose pads;
 FIG. 3 is an exploded perspective of pair of removable, adjustable wire arms for nose pads;
 FIG. 4 is a rear view of pair of removable, adjustable wire arms for nose pads;
 FIG. 5 is a front view of pair of removable, adjustable wire arms for nose pads;
 FIG. 6 is a first side view of removable, adjustable wire arms for nose pads;
 FIG. 7 is a second side view of removable, adjustable wire arms for nose pads;
 FIG. 8 is a bottom view of removable, adjustable wire arms for nose pads; and,
 FIG. 9 is a top view of removable, adjustable wire arms for nose pads.

The broken lines in the drawings depict portions of the removable, adjustable wire arms for nose pads that form no part of the claimed design.

1 Claim, 4 Drawing Sheets



(56)

References Cited

U.S. PATENT DOCUMENTS

6,637,878 B2 * 10/2003 Huang G02C 9/00
351/47
7,011,407 B2 * 3/2006 Xie G02C 5/02
351/110
D536,362 S * 2/2007 Mouclier D16/315
D547,795 S * 7/2007 Fuchs D16/333
D550,347 S * 9/2007 Norton D24/106
D575,397 S * 8/2008 Noce D24/135
7,497,570 B2 * 3/2009 Cohen G02C 5/122
351/137
7,517,082 B2 * 4/2009 Huang G02C 9/02
2/13
D597,123 S * 7/2009 Strecker D16/315
D601,181 S * 9/2009 Fuchs D16/315
D602,975 S * 10/2009 Fuchs D16/315
D655,742 S * 3/2012 Bogle D16/330
D728,669 S * 5/2015 Kroman D16/332
D732,105 S * 6/2015 Olsson D16/332
D749,669 S * 2/2016 Ho D16/332
D761,897 S * 7/2016 Cazalet D16/332
D772,329 S * 11/2016 Hsu D16/320
D792,499 S * 7/2017 Tanaka D16/332
9,726,902 B2 * 8/2017 Shalon A45C 11/04
10,203,518 B2 * 2/2019 Rado G02C 5/08
D877,234 S * 3/2020 Miceli D16/316
D877,236 S * 3/2020 Damin D16/332
D877,329 S * 3/2020 Sumaily D24/135
D889,647 S * 7/2020 Smith D24/135
2010/0290115 A1 * 11/2010 Chang G02C 7/088
359/481
2018/0239165 A1 * 8/2018 Chang G02C 7/088

* cited by examiner

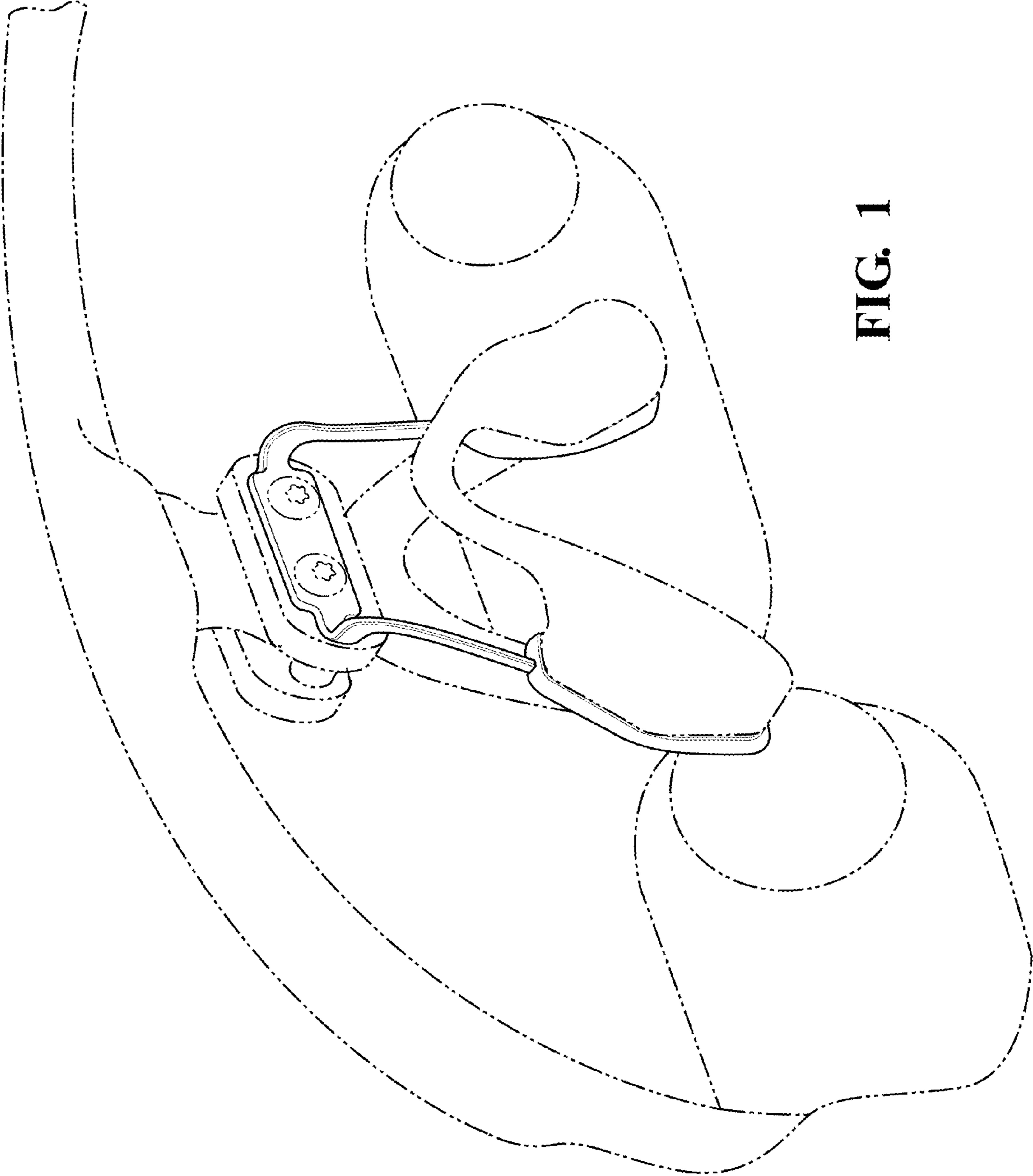


FIG. 1

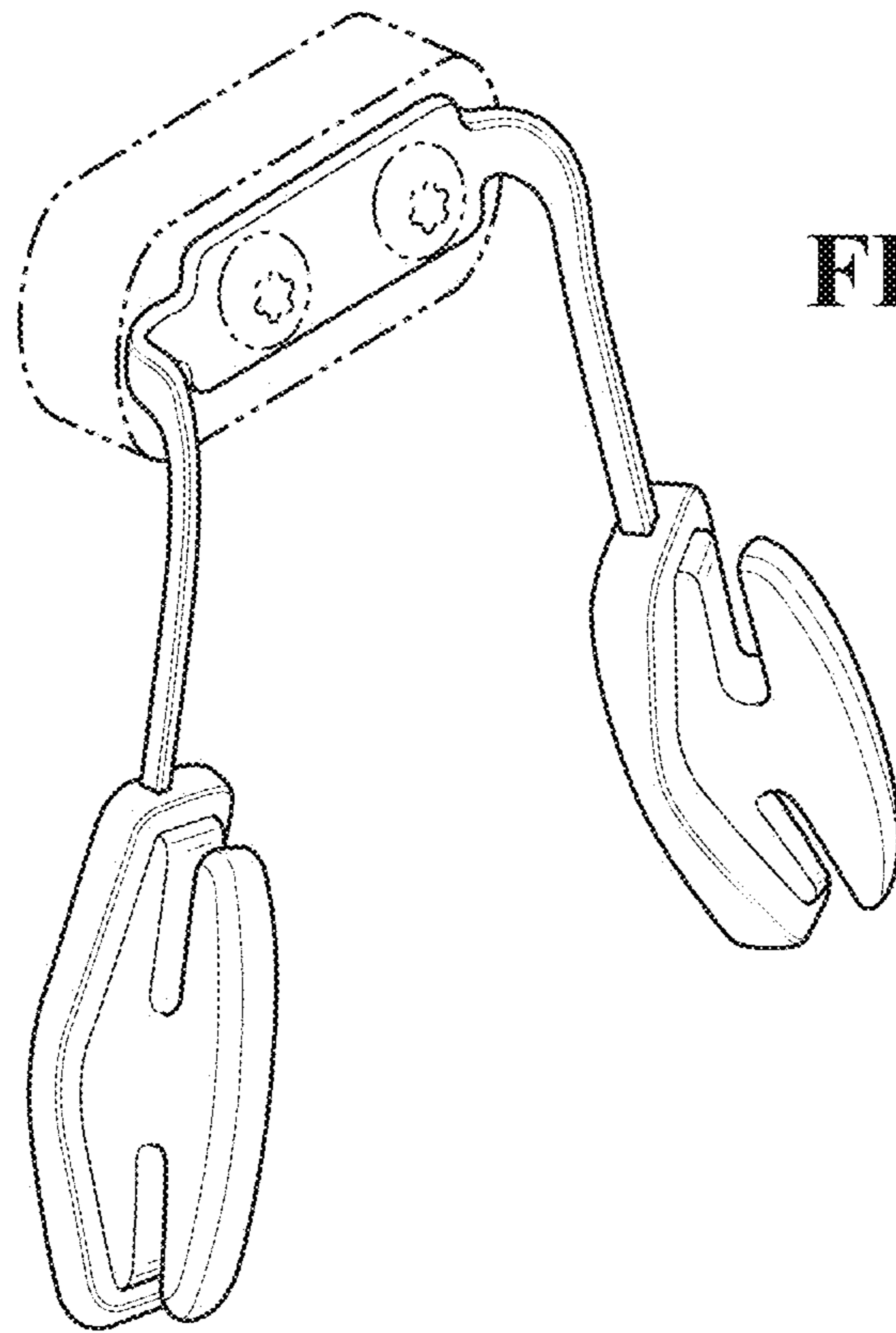


FIG. 2

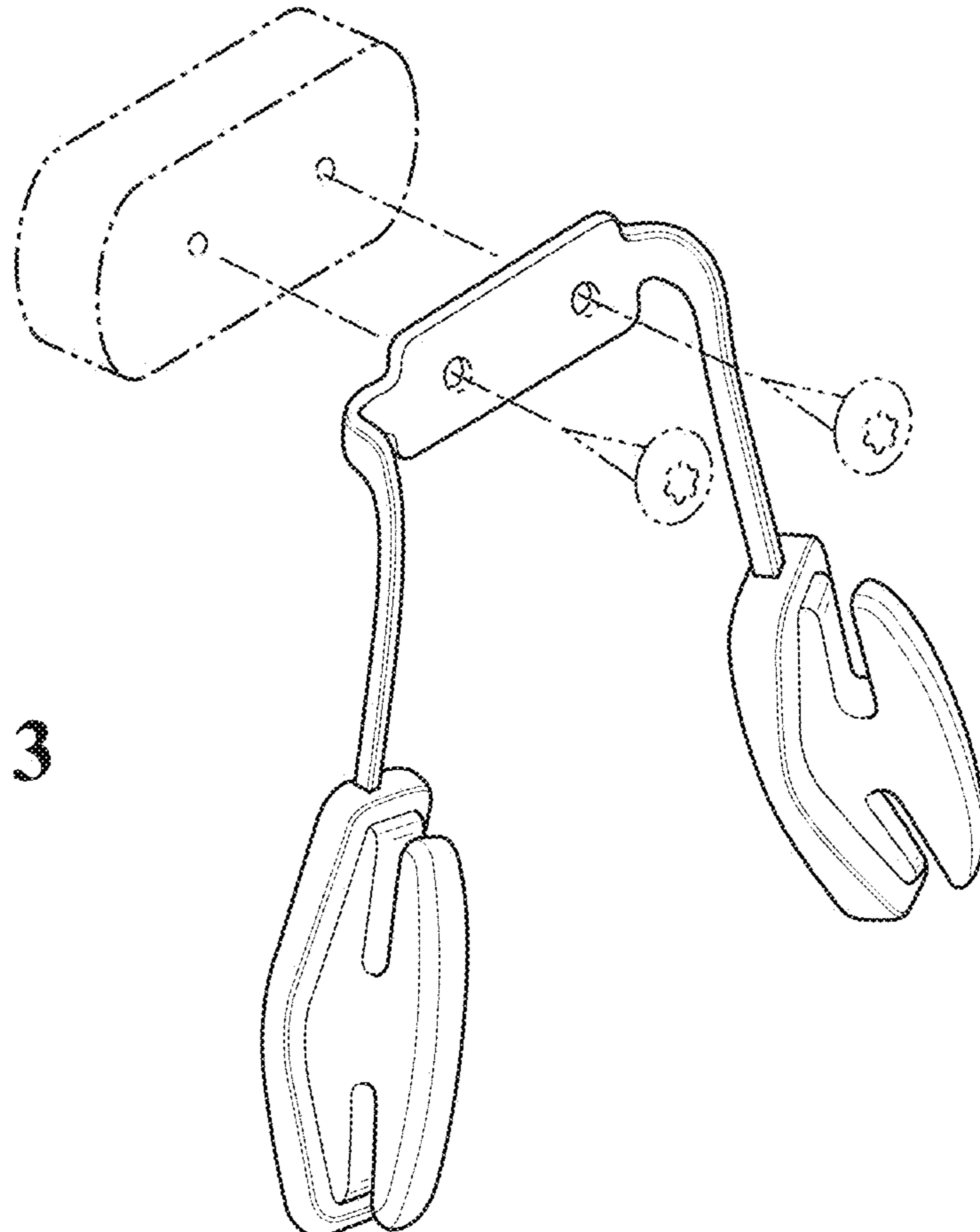


FIG. 3

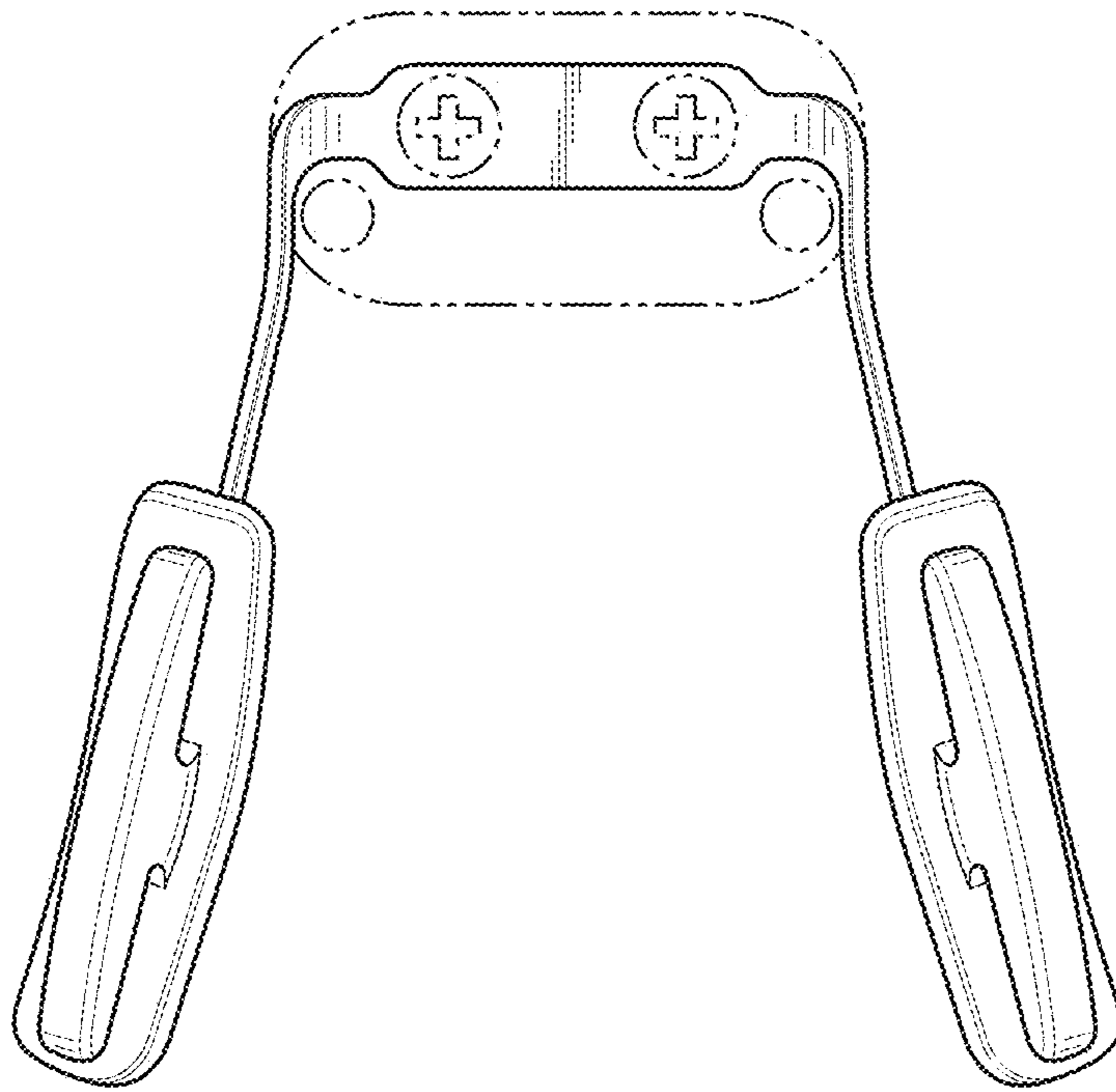


FIG. 4

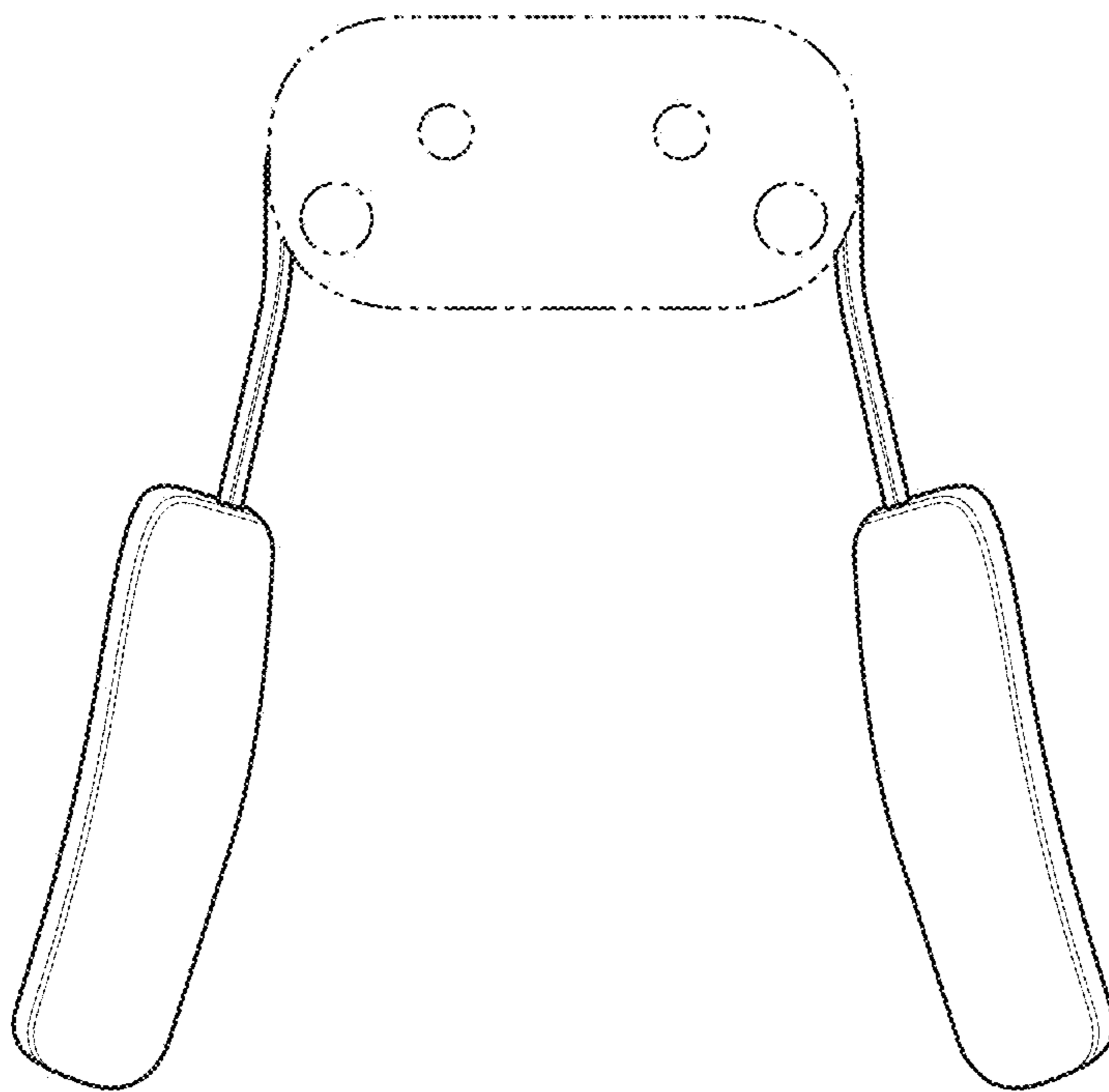


FIG. 5

FIG. 6

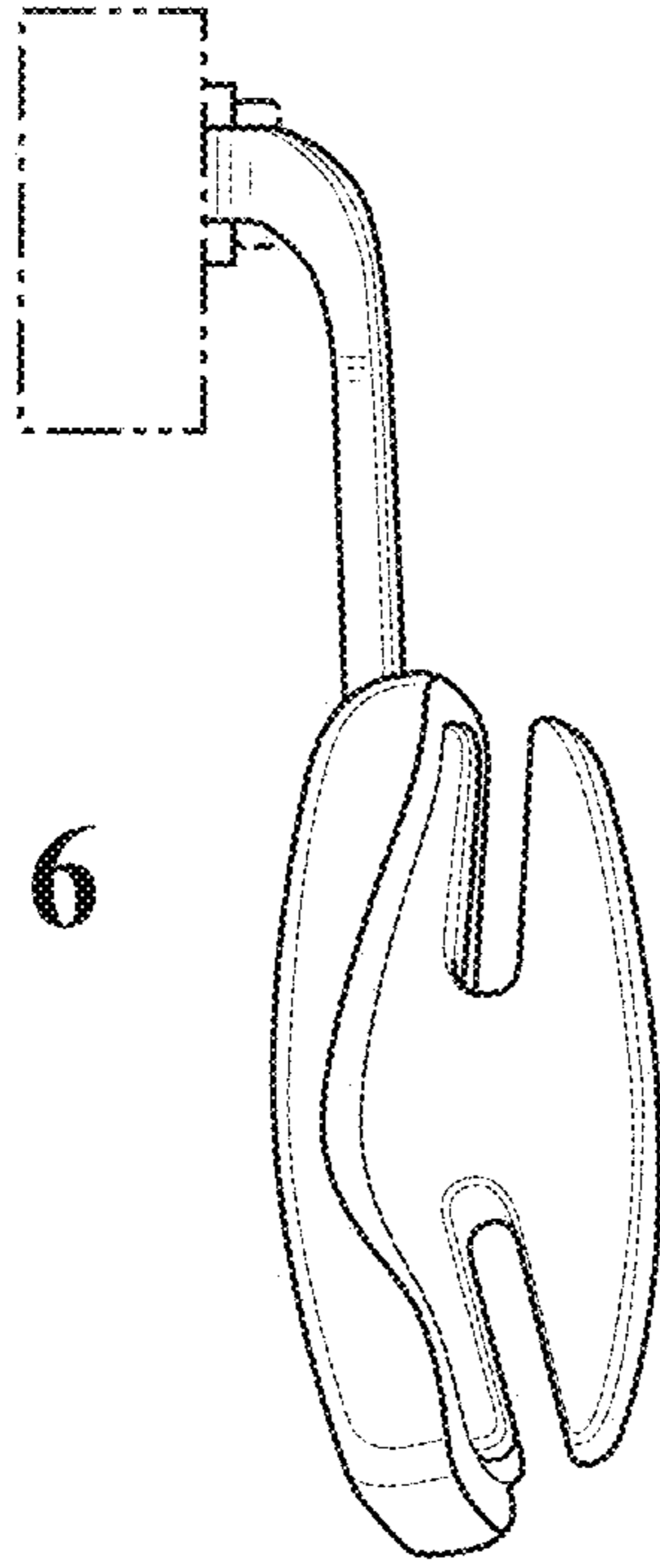


FIG. 7

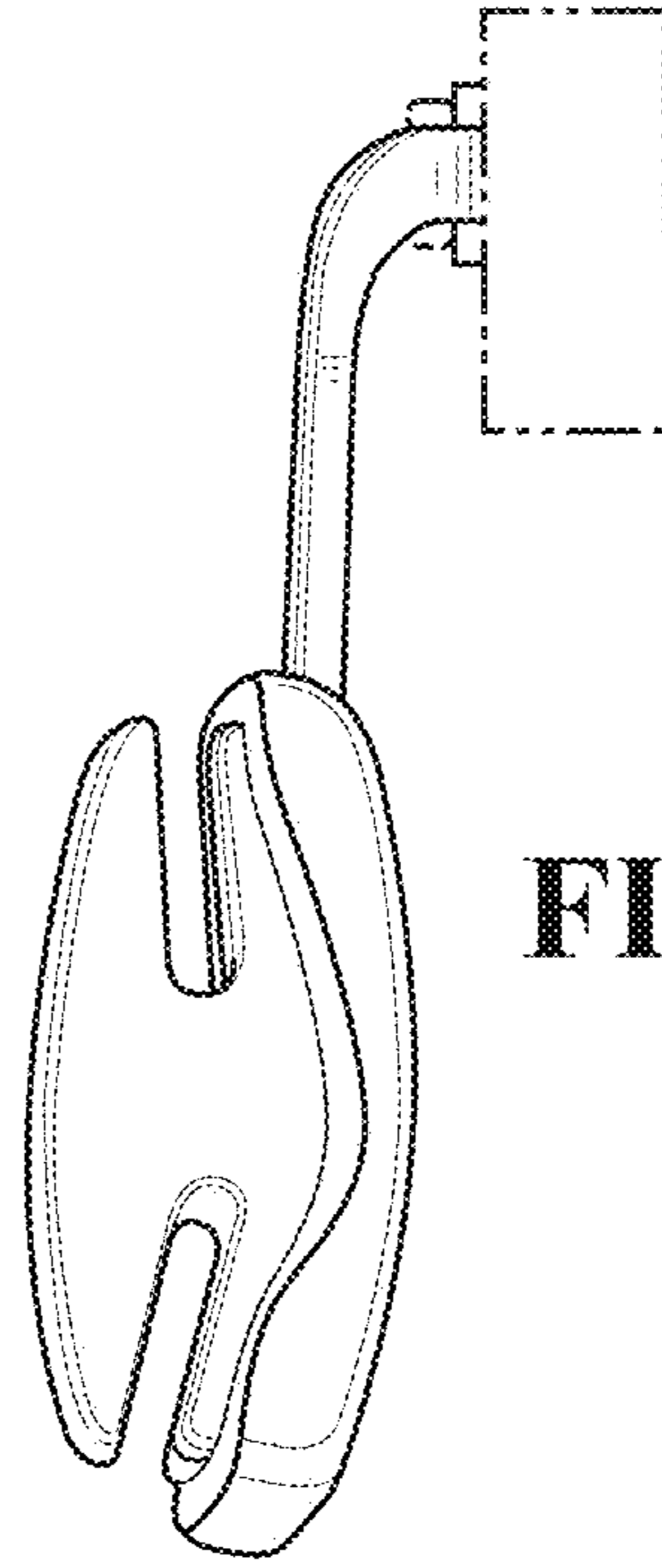


FIG. 8



FIG. 9

