



US00D908201S

(12) **United States Design Patent**  
**Rediger et al.**

(10) **Patent No.:** **US D908,201 S**

(45) **Date of Patent:** **\*\* Jan. 19, 2021**

- (54) **VENTILATION DUCT**
- (71) Applicant: **Van-Packer Company**, Buda, IL (US)
- (72) Inventors: **Robin L Rediger**, Buda, IL (US); **Billy J Sims**, Tiskilwa, IL (US); **Jason M Kerner**, Sheffield, IL (US)
- (73) Assignee: **Van-Packer Company**, Buda, IL (US)
- (\*\*) Term: **15 Years**
- (21) Appl. No.: **29/654,454**
- (22) Filed: **Jun. 25, 2018**
- (51) **LOC (13) Cl.** ..... **23-03**
- (52) **U.S. Cl.**  
USPC ..... **D23/393**
- (58) **Field of Classification Search**  
USPC ..... D7/409; D23/327, 354, 385, 386, 387,  
D23/388, 389, 392, 393, 397, 403, 407,  
D23/415; D6/703; D8/400; D25/48.3  
CPC .. F23M 7/04; F24F 12/00; F24F 13/00; F24F  
13/0227; F24F 13/0236  
See application file for complete search history.

- 2015/0226443 A1\* 8/2015 Zakula ..... F24F 7/065  
454/346
- 2019/0032953 A1\* 1/2019 Branham ..... F24F 13/0254
- 2019/0293301 A1\* 9/2019 Rediger ..... F24C 15/20

**OTHER PUBLICATIONS**

YouTube.com—Van-Packer Company, May 22, 2018, GRZ (Without support Plate) Installation Guide, [site visited Mar. 28, 2020], Available on the internet URL <https://www.youtube.com/watch?v=DvmP6vtpKMA> (Year: 2018).\*

\* cited by examiner

*Primary Examiner* — Karen S Acker

*Assistant Examiner* — Steven B Reinholdt, Jr.

(74) *Attorney, Agent, or Firm* — K&L Gates LLP

(57) **CLAIM**

The ornamental design for a ventilation duct, as shown and described.

**DESCRIPTION**

FIG. 1 is an isometric view of a ventilation duct showing our new design;

FIG. 2 is a top view thereof;

FIG. 3 is a right side view thereof; and,

FIG. 4 is a left side view thereof.

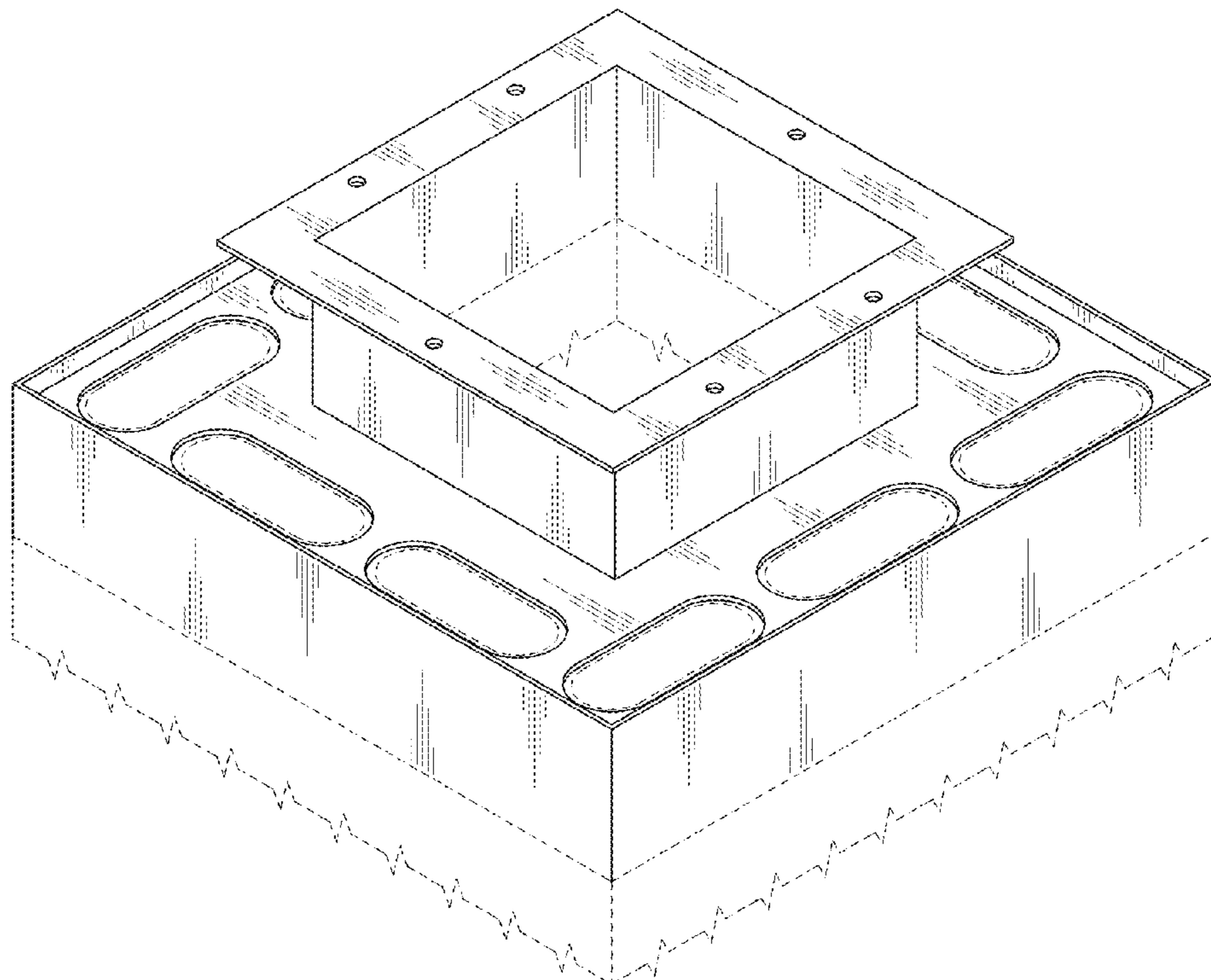
The broken lines and unshaded areas depict portions of the ventilation duct that form no part of the claimed design. The horizontal broken lines adjacent to shaded areas are features that also serve as boundaries to the claim and form no part thereof. The broken lines in FIGS. 1 and 2 within the stadium shaped features depict the boundaries of the claim and form no part thereof.

**1 Claim, 3 Drawing Sheets**

(56) **References Cited**

**U.S. PATENT DOCUMENTS**

- 4,619,138 A \* 10/1986 Ohnhaus ..... G01F 15/00  
138/37
- 10,047,756 B2 \* 8/2018 Yang ..... F04D 25/08
- D853,552 S \* 7/2019 Branham ..... D23/411
- D854,678 S \* 7/2019 Moss ..... D23/393



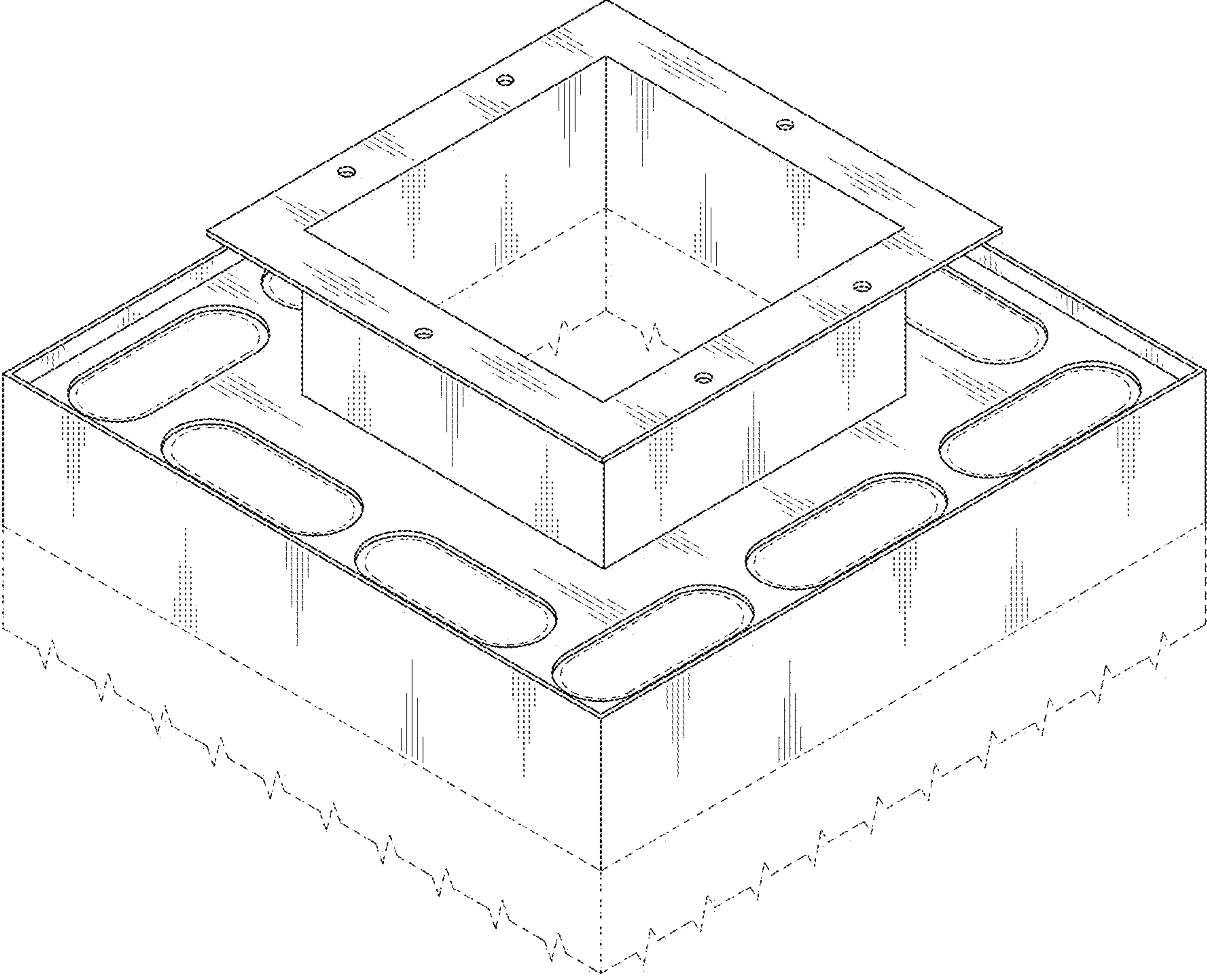


FIG. 1

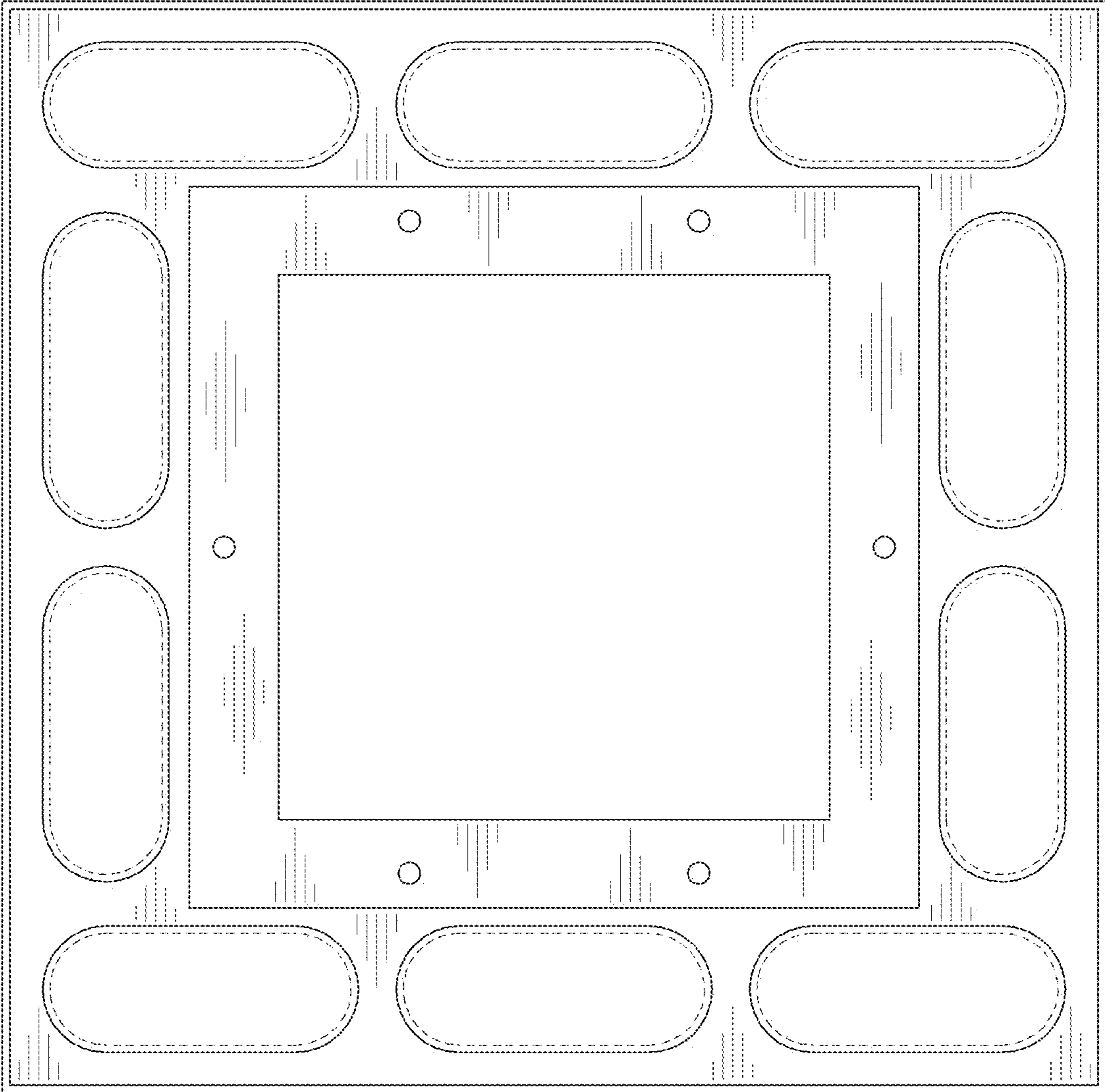


FIG. 2

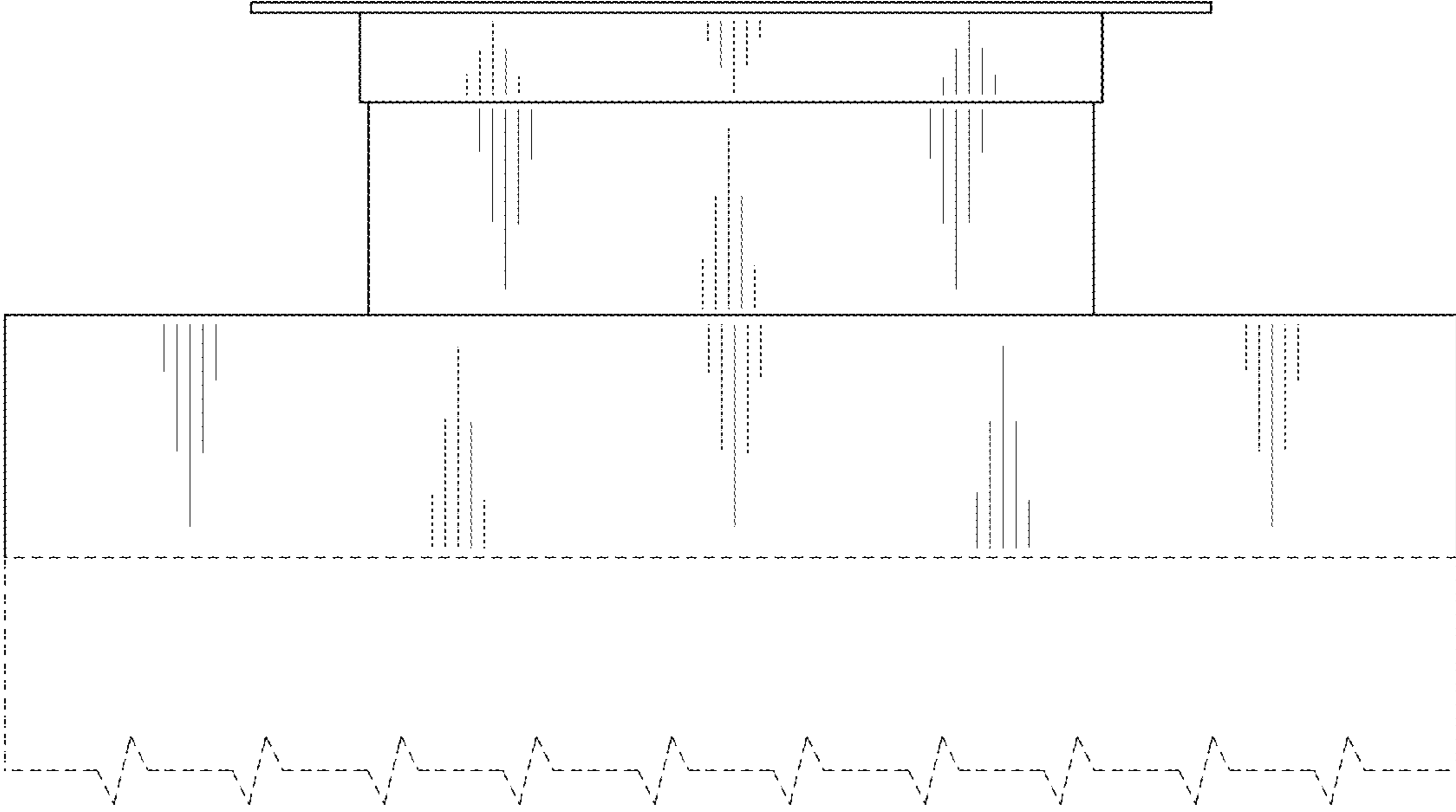


FIG. 3

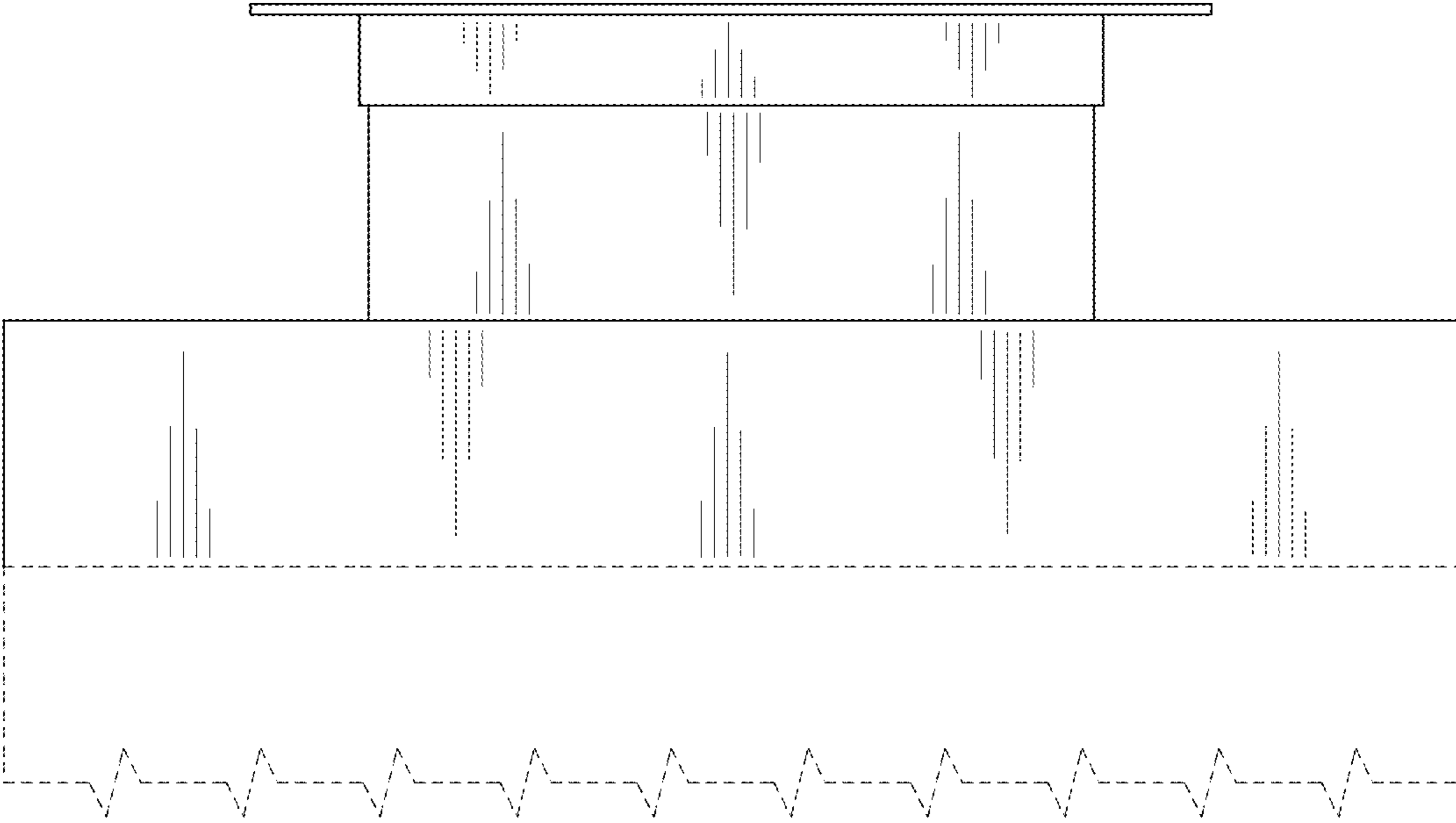


FIG. 4