



US00D908192S

(12) **United States Design Patent** (10) **Patent No.:** **US D908,192 S**  
**Alvarez et al.** (45) **Date of Patent:** **\*\* Jan. 19, 2021**

(54) **VALVE**  
(71) Applicant: **FAS MEDIC SA**, Oron (CH)  
(72) Inventors: **Raphael Alvarez**, Nyon (CH); **Vincent Tanari**, Satigny (CH); **Pierre Sirdey**, Geneva (CH)

D653,308 S 1/2012 Senba  
D721,163 S 1/2015 Nishiyama et al.  
D726,882 S 4/2015 Maeda et al.  
D828,498 S 9/2018 Doi et al.  
D828,499 S 9/2018 Doi et al.  
D890,300 S \* 7/2020 Alvarez ..... D23/233

(73) Assignee: **FAS MEDIC SA**, Oron (CH)  
(\*\*) Term: **15 Years**

**FOREIGN PATENT DOCUMENTS**

WO 2008037272 A1 4/2008  
WO 2013053497 A2 4/2013  
WO 2013053498 A2 4/2013  
WO 2015118070 A1 8/2015

(21) Appl. No.: **29/737,898**

\* cited by examiner

(22) Filed: **Jun. 12, 2020**

*Primary Examiner* — Gino Colan  
(74) *Attorney, Agent, or Firm* — The Ollila Law Group LLC

**Related U.S. Application Data**

(62) Division of application No. 29/625,583, filed on Nov. 10, 2017, now Pat. No. Des. 890,300.

(51) **LOC (13) Cl.** ..... **23-01**

(52) **U.S. Cl.**  
USPC ..... **D23/233**

(58) **Field of Classification Search**  
USPC ..... D23/235, 237, 241, 247, 248, 233;  
251/129.15, 129.2, 129.01  
CPC ... F16K 31/0675; F16K 27/029; F16K 27/048  
See application file for complete search history.

(57) **CLAIM**  
The ornamental design for a valve, as shown and described.

**DESCRIPTION**

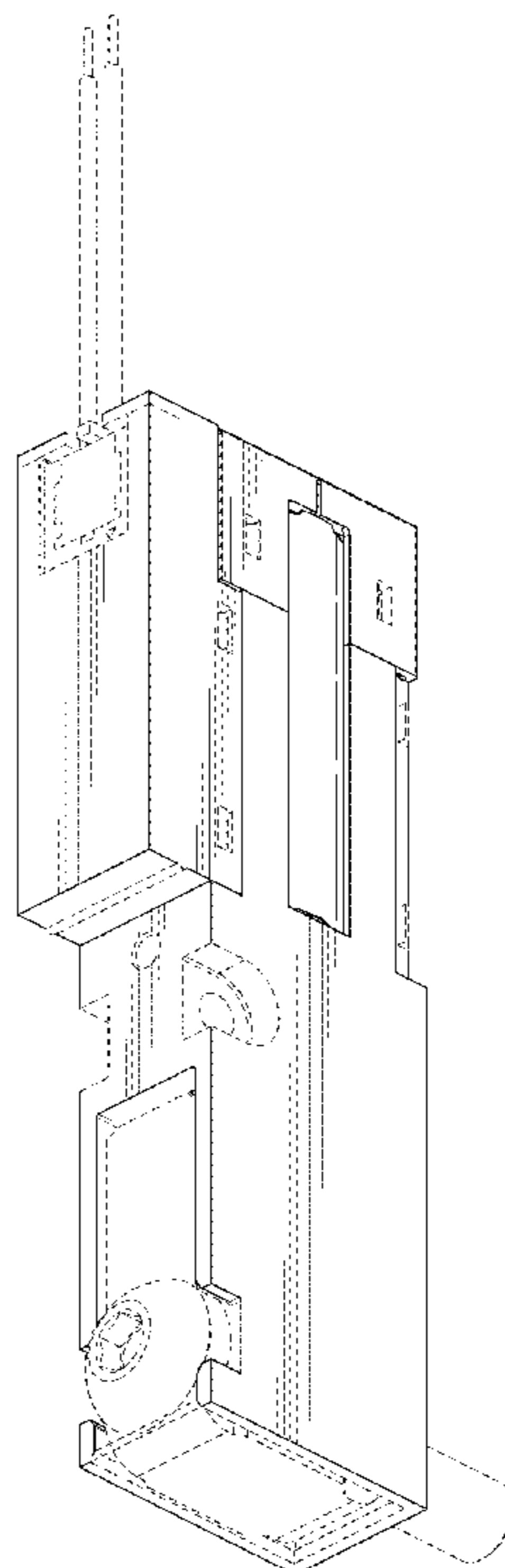
FIG. 1 is a front perspective view of a valve showing our new design;  
FIG. 2 is a rear perspective view thereof;  
FIG. 3 is a right side elevation view thereof, the left side being a mirror image;  
FIG. 4 is a front elevation view thereof;  
FIG. 5 is a rear elevation view thereof;  
FIG. 6 is a top plan view thereof; and,  
FIG. 7 is a bottom plan view thereof.  
The broken lines shown in the figures are for the purpose of illustrating portions of the valve and form no part of the claimed design.

(56) **References Cited**

**U.S. PATENT DOCUMENTS**

D338,258 S 8/1993 Tamaki  
D459,441 S 6/2002 Hayashi et al.  
D607,540 S 1/2010 Matsumoto  
D636,460 S 4/2011 Hayashi

**1 Claim, 6 Drawing Sheets**



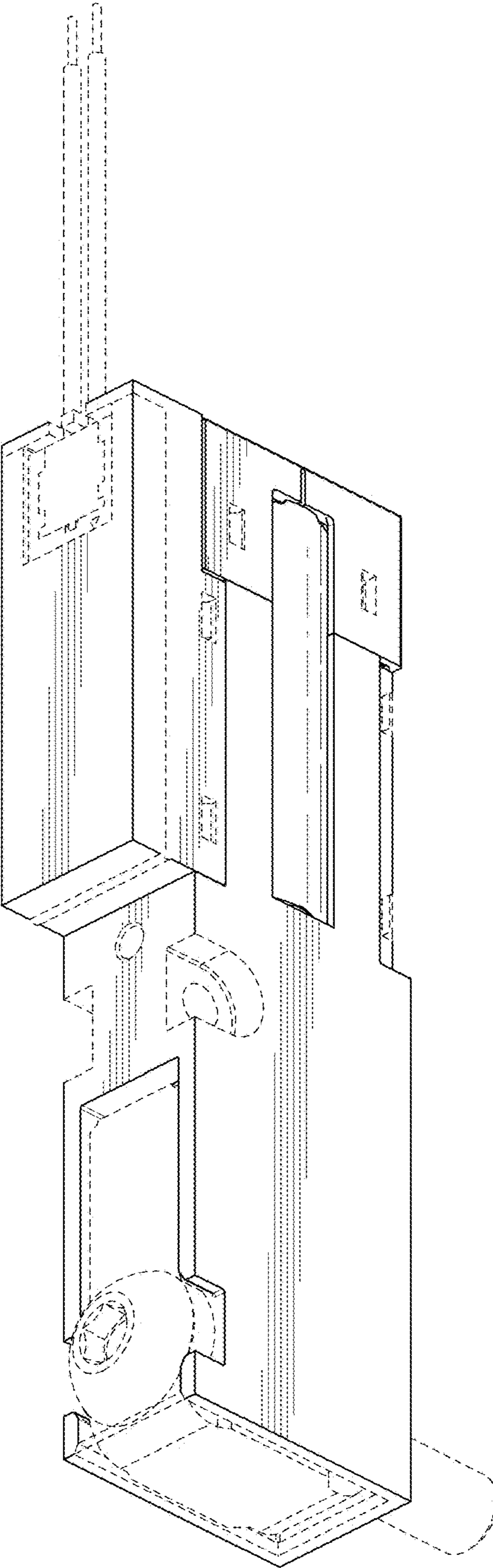


FIG. 1

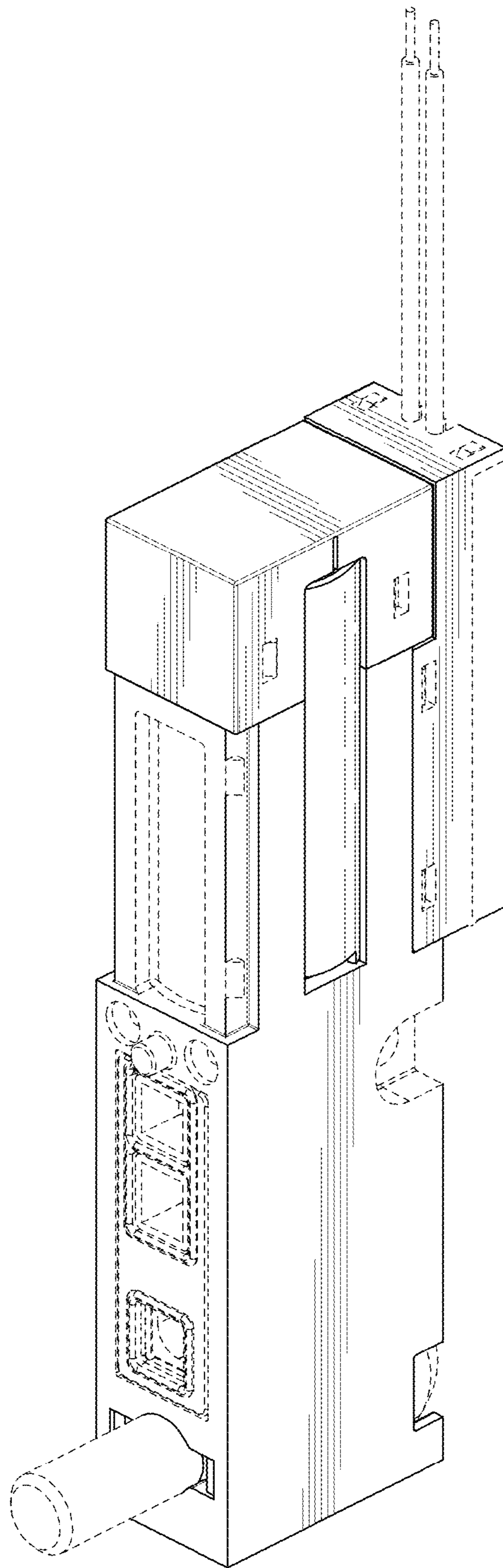


FIG. 2

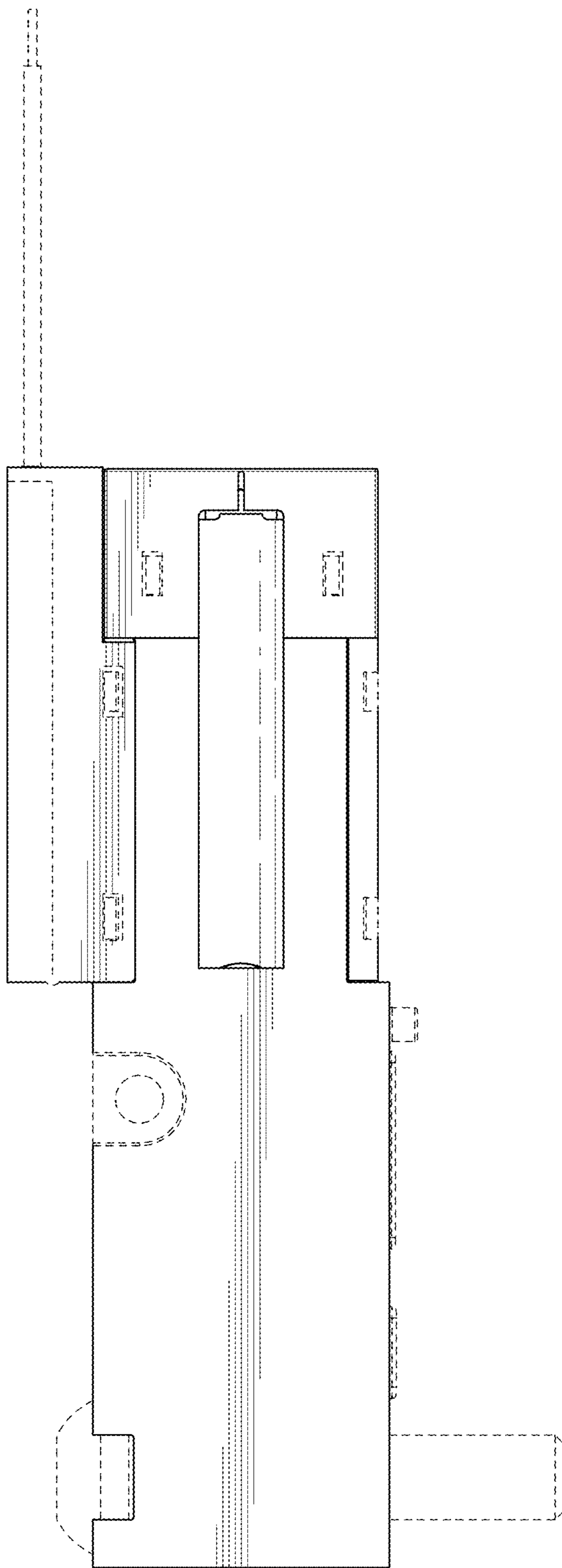
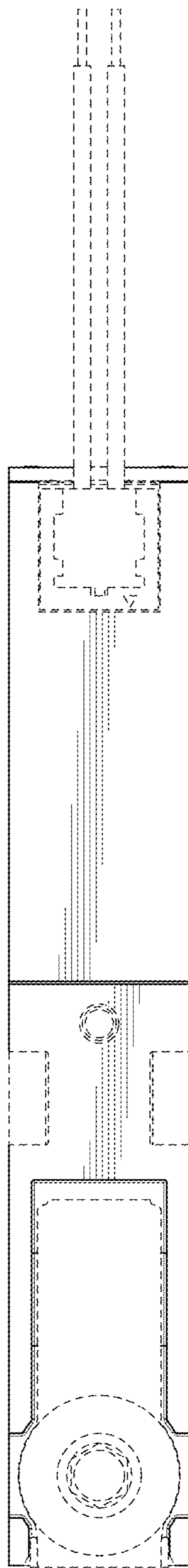


FIG. 3



**FIG. 4**

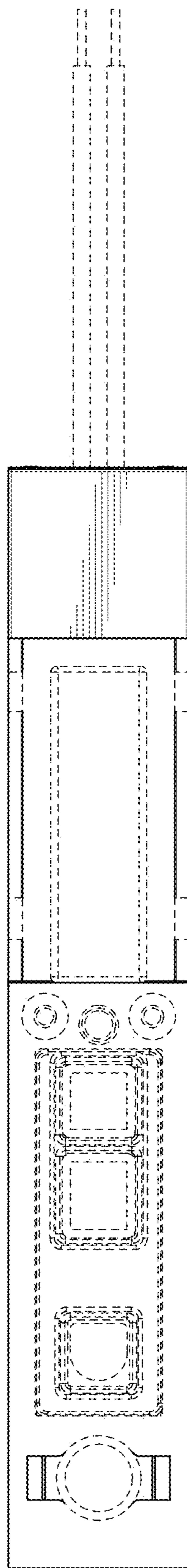
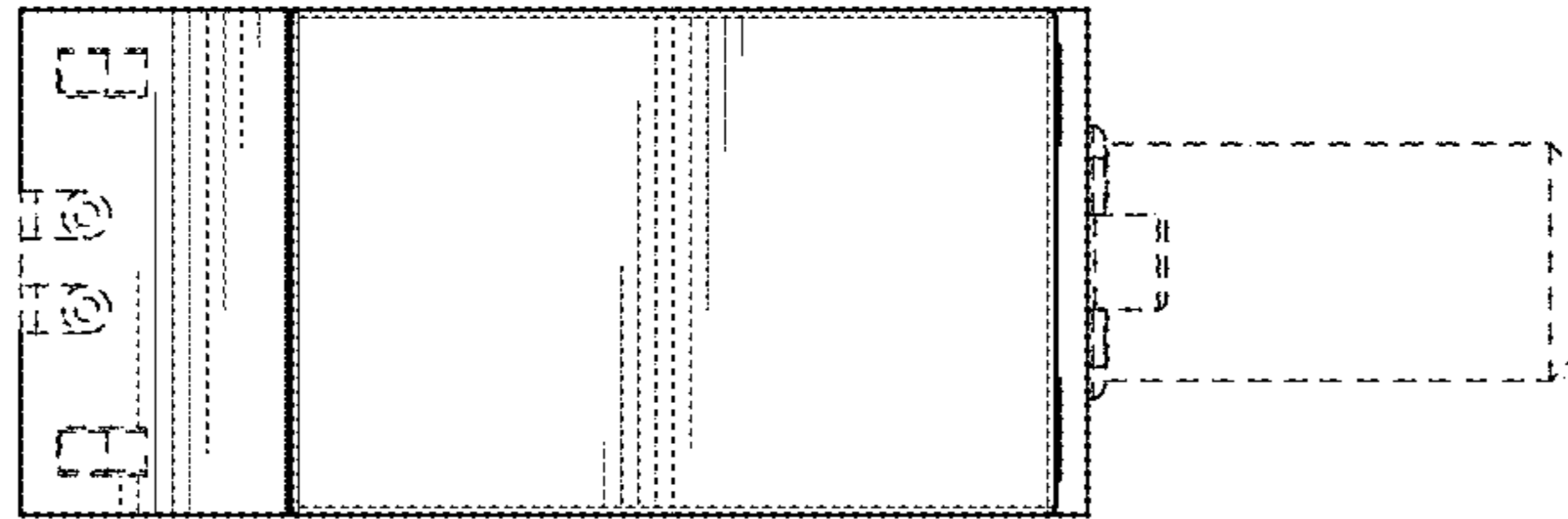
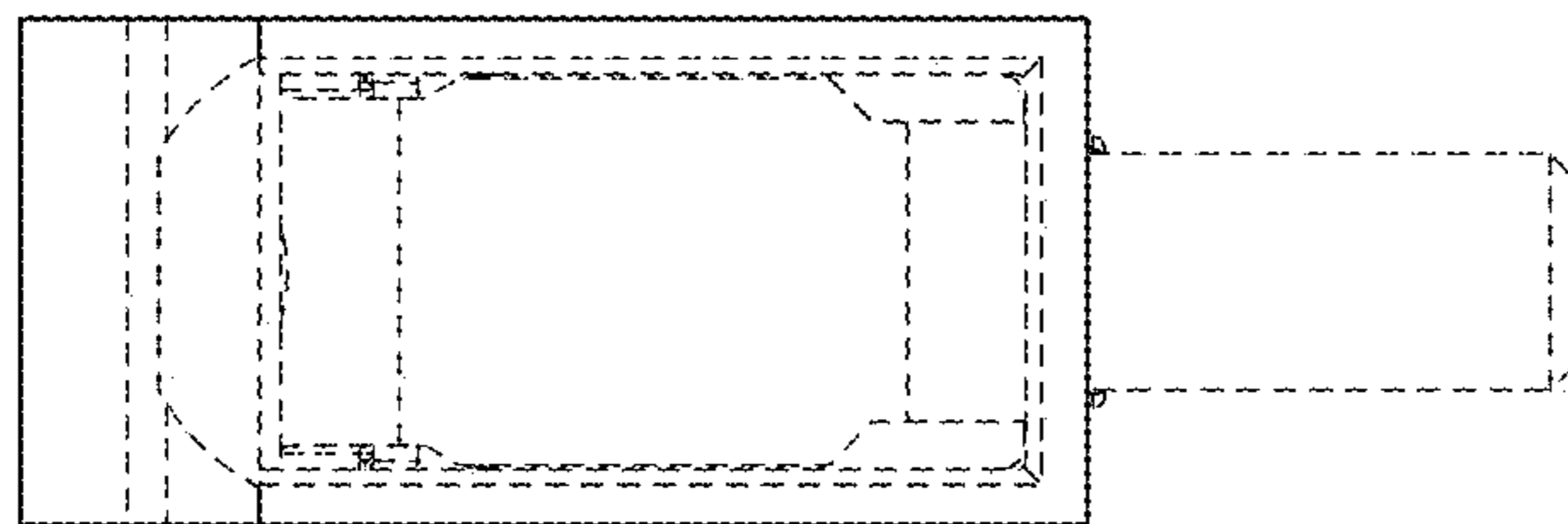


FIG. 5



*FIG. 6*



*FIG. 7*

UNITED STATES PATENT AND TRADEMARK OFFICE  
**CERTIFICATE OF CORRECTION**

PATENT NO. : D908,192 S  
APPLICATION NO. : 29/737898  
DATED : January 19, 2021  
INVENTOR(S) : Raphael Alvarez, Vincent Tanari and Pierre Sirdey

Page 1 of 1

It is certified that error appears in the above-identified patent and that said Letters Patent is hereby corrected as shown below:

On the Title Page

Column 2, under item (57), Description, Line 11:  
Replace "amd" with --and--.

Signed and Sealed this  
Seventh Day of September, 2021



Drew Hirshfeld  
*Performing the Functions and Duties of the  
Under Secretary of Commerce for Intellectual Property and  
Director of the United States Patent and Trademark Office*