



US00D908180S

(12) **United States Design Patent** (10) **Patent No.:** **US D908,180 S**
Huizing (45) **Date of Patent:** **** Jan. 19, 2021**

(54) **EXERCISE SYSTEM**
(71) Applicant: **Romalalu B.V.**, Enschede (NL)
(72) Inventor: **Martin Volken Huizing**, Enschede (NL)
(73) Assignee: **Romalalu B.V.**, Enschede (NL)
(**) Term: **15 Years**
(21) Appl. No.: **29/680,237**
(22) Filed: **Feb. 14, 2019**
(51) **LOC (13) Cl.** **21-02**
(52) **U.S. Cl.**
USPC **D21/686**
(58) **Field of Classification Search**
USPC D21/662, 673, 675, 686, 694, 777, 797
CPC A63B 21/00047; A63B 21/16; A63B 55/50
See application file for complete search history.

D673,626 S * 1/2013 Olson D21/686
D737,387 S * 8/2015 De Siqueira Indio da Costa
D21/694
D737,906 S * 9/2015 Printup D21/662
D742,461 S * 11/2015 Baldwin D21/662
D769,991 S * 10/2016 Thomas D21/686
D772,356 S * 11/2016 Gregory D21/686
D778,999 S * 2/2017 Zanyk D21/686
9,573,011 B1 * 2/2017 Nasta A63B 21/16

(Continued)

FOREIGN PATENT DOCUMENTS

DE 202018100829 U1 3/2018
EP 005609708-0001 2/2019

OTHER PUBLICATIONS

English Translation of DE 20 2018100829U1 retrieved from Total Patent on Feb. 27, 2019.

Primary Examiner — Cynthia Ramirez
Assistant Examiner — Michael A Maharajh
(74) *Attorney, Agent, or Firm* — Woodard, Emhardt, Henry, Reeves & Wagner, LLP

(56) **References Cited**

U.S. PATENT DOCUMENTS

D212,021 S * 8/1968 Gregory D21/686
D212,104 S * 8/1968 McDonald D21/662
D302,194 S * 7/1989 Charnitski D21/686
D389,204 S * 1/1998 Bates, II D21/686
5,997,451 A * 12/1999 Smith A63B 17/04
482/142
6,270,448 B1 * 8/2001 Smith A63B 17/04
482/148
D455,310 S * 4/2002 Webber D21/686
D469,293 S * 1/2003 Harms D21/686
D484,929 S * 1/2004 Mollet D21/662
D495,380 S * 8/2004 Ceppo D21/686
D515,151 S * 2/2006 Proud D21/662
D520,085 S * 5/2006 Willardson D21/675
D527,430 S * 8/2006 Bulloch D21/686
D529,106 S * 9/2006 Proud D21/686
D544,554 S * 6/2007 Brun D21/662
D599,419 S * 9/2009 Chiuchiarelli D21/662
D653,715 S * 2/2012 Tumminia A63B 21/072
D21/679

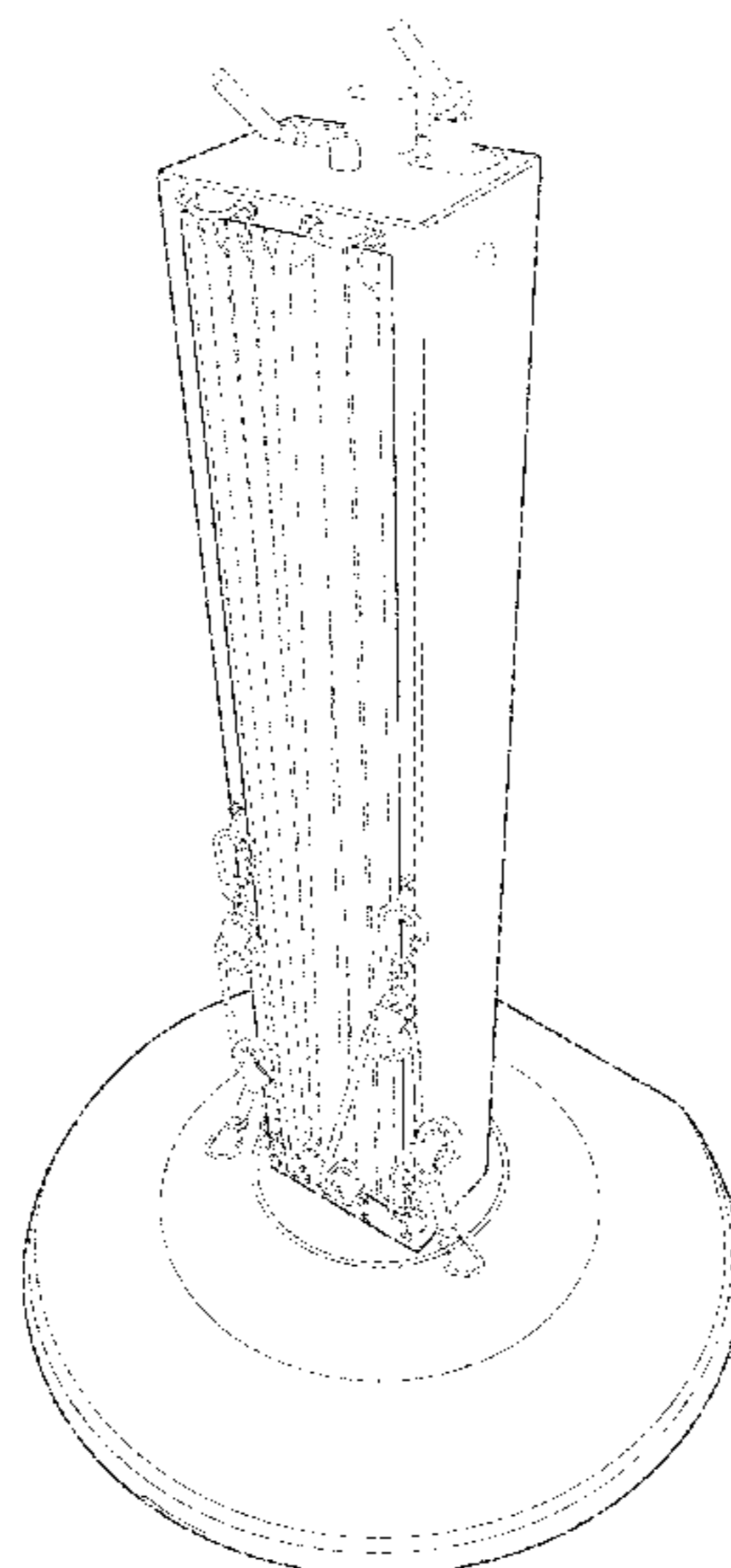
(57) **CLAIM**

The ornamental design for an exercise system, as shown and described.

DESCRIPTION

FIG. 1 is a front perspective view of the exercise system showing my new design;
FIG. 2 is a front view thereof;
FIG. 3 is a back view thereof;
FIG. 4 is a left side view thereof;
FIG. 5 is a right side view thereof; and,
FIG. 6 is a bottom view thereof.
The broken lines represent portions of the exercise system which form no part of the claimed design.

1 Claim, 6 Drawing Sheets



(56)

References Cited

U.S. PATENT DOCUMENTS

D788,234 S * 5/2017 Gregory D21/686
9,802,072 B2 10/2017 Wehrell
D806,188 S * 12/2017 Petek D21/686
D806,808 S * 1/2018 Gregory D21/686
D884,095 S * 5/2020 Dunahay D21/694
D884,096 S * 5/2020 Dunahay D21/694
2004/0009853 A1* 1/2004 Smith A63B 17/04
482/91
2017/0326401 A1* 11/2017 Durket A63B 24/0087
2018/0221702 A1* 8/2018 Acquaviva A63B 26/003
2020/0108290 A1* 4/2020 Strazza A63B 23/0405

* cited by examiner

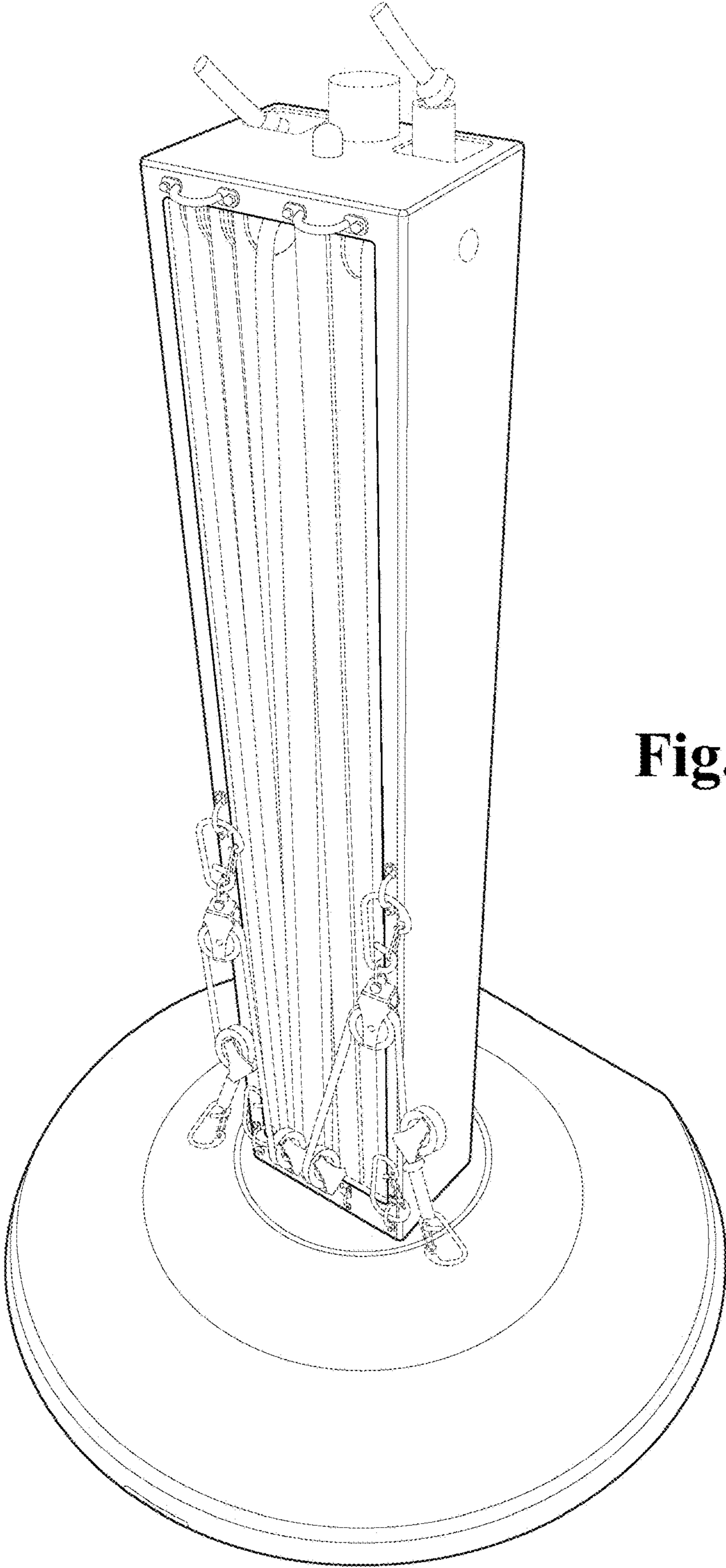


Fig. 1

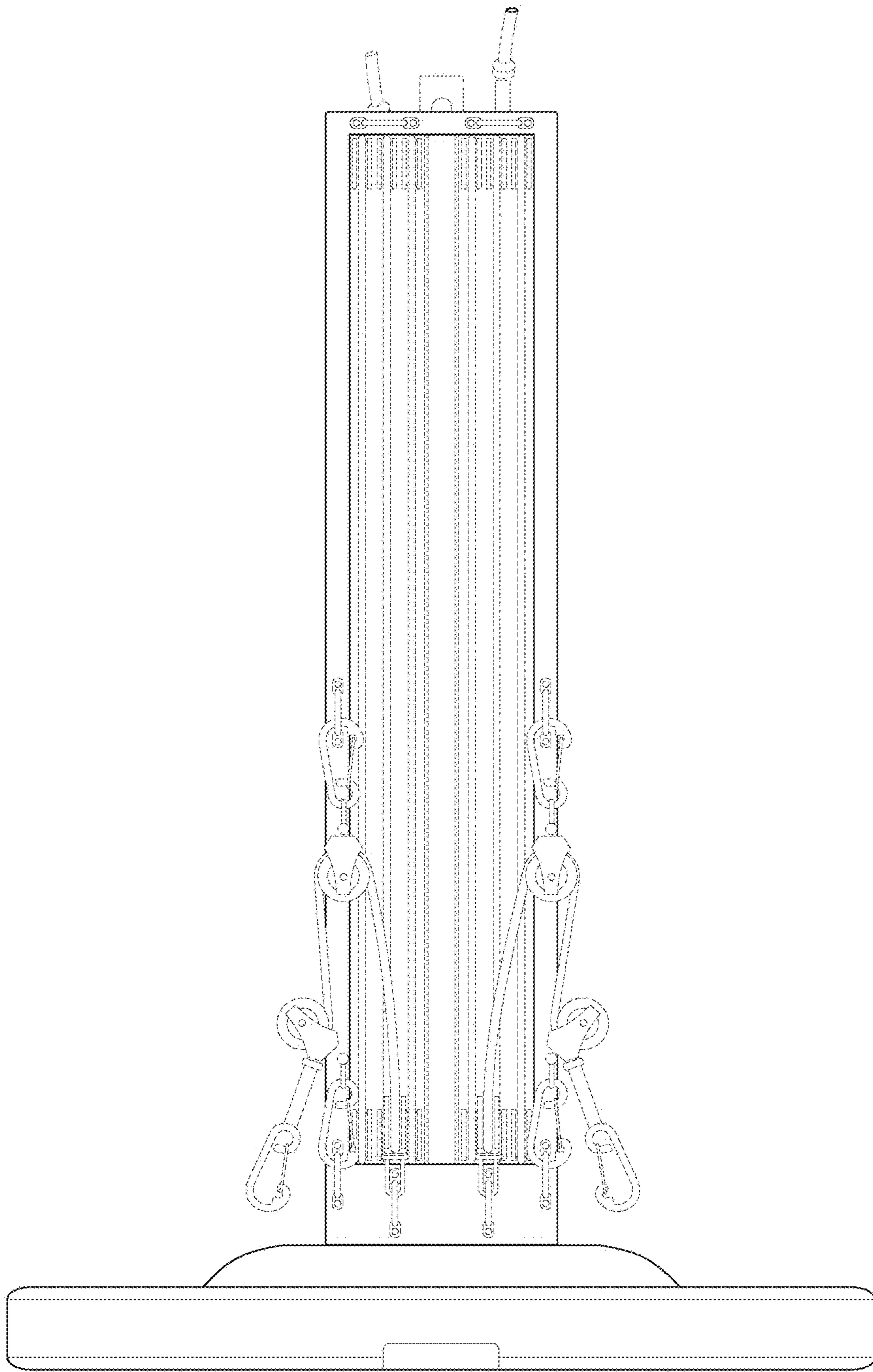


Fig. 2

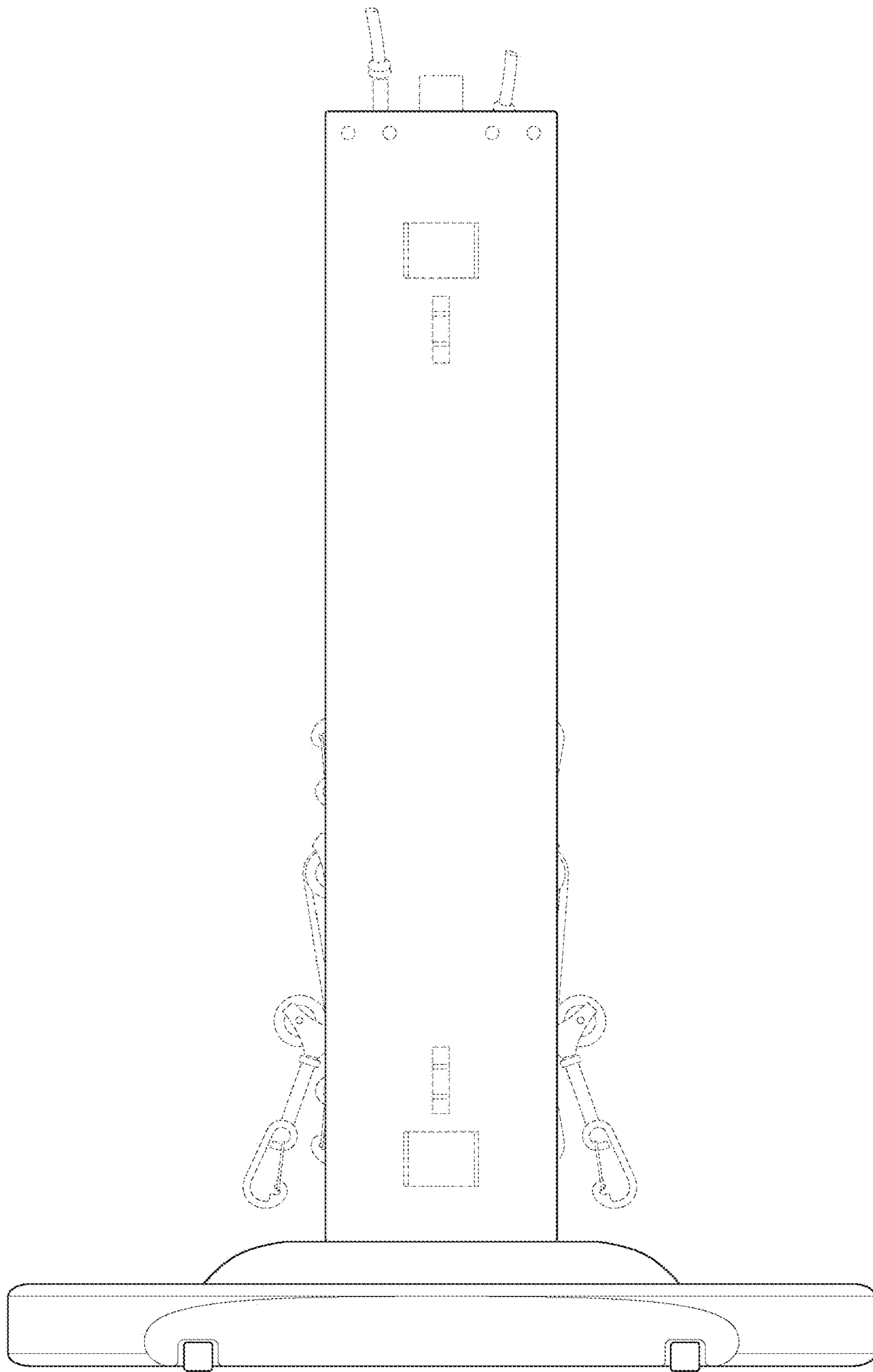


Fig. 3

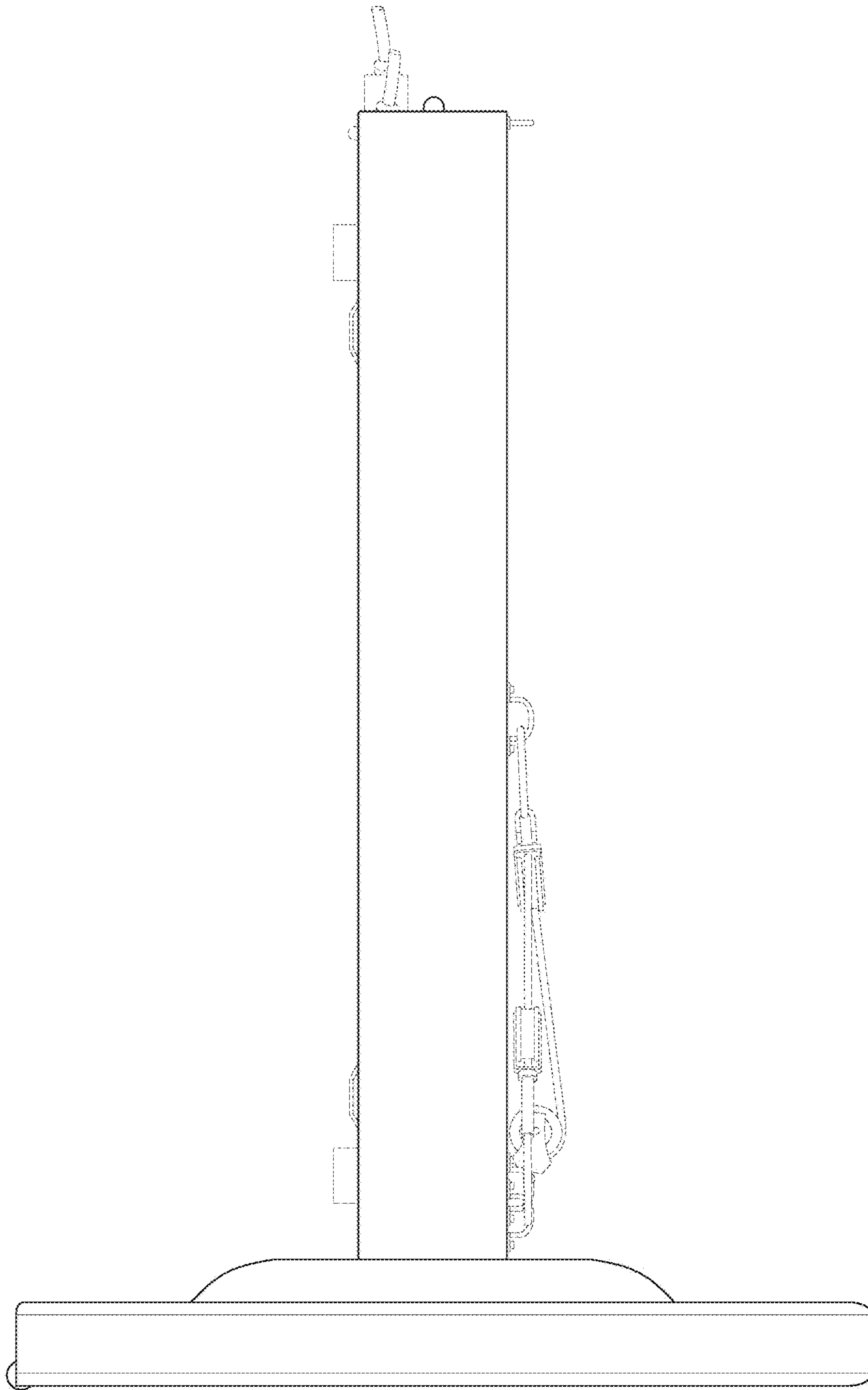


Fig. 4

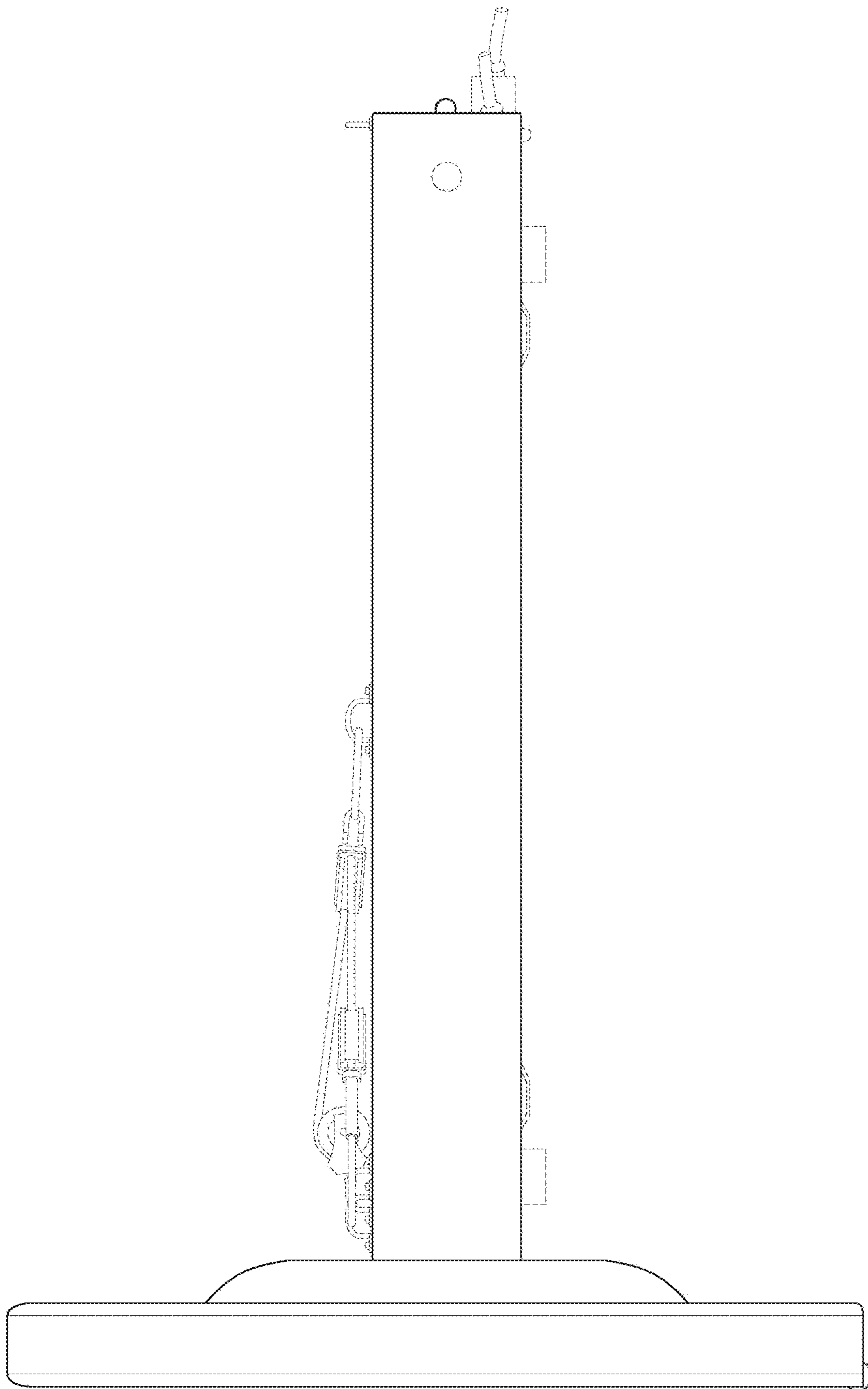


Fig. 5

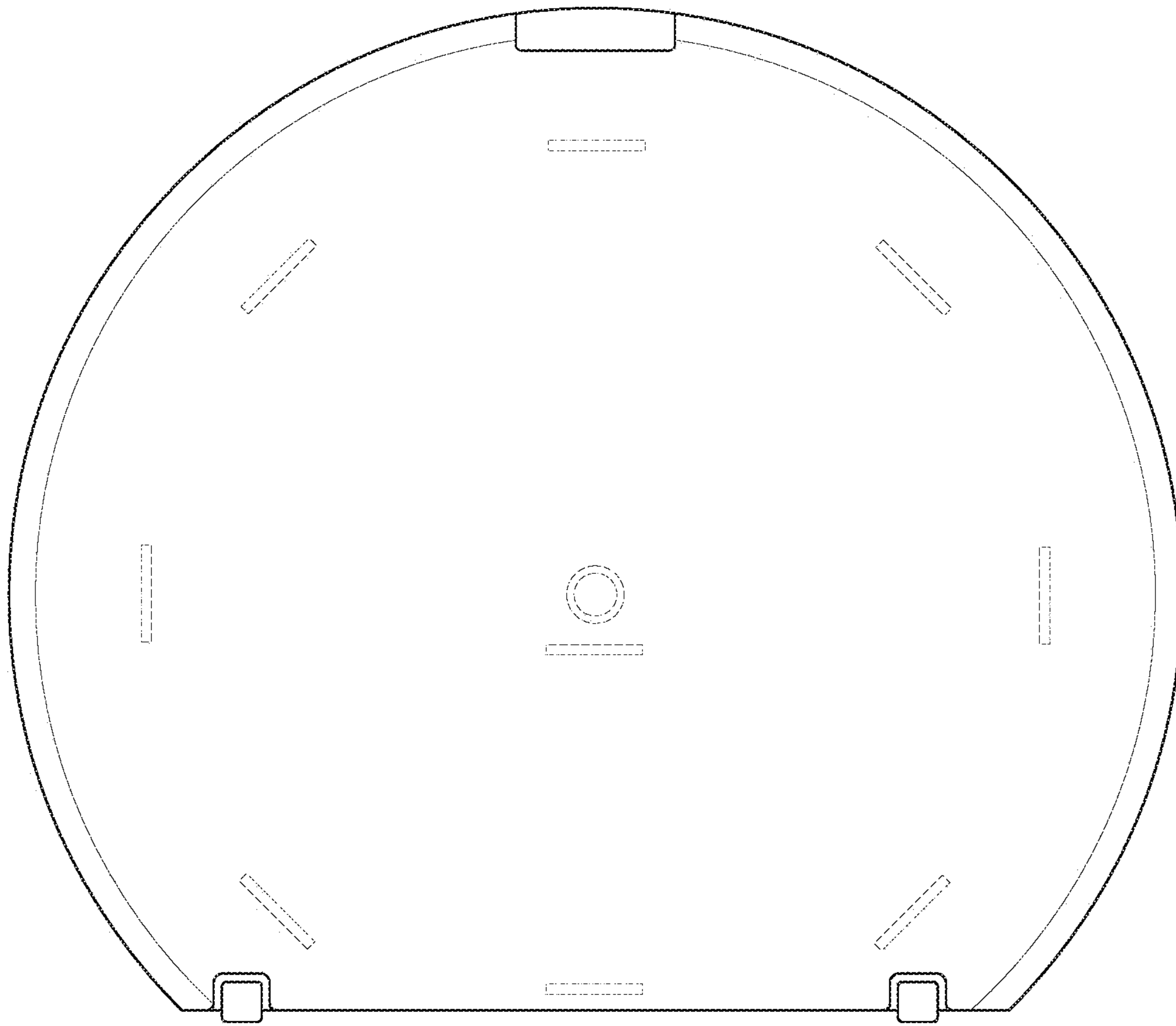


Fig. 6