



US00D908170S

(12) **United States Design Patent** (10) **Patent No.:** **US D908,170 S**
Li (45) **Date of Patent:** **** Jan. 19, 2021**

(54) **PEN HOLDER**
(71) Applicant: **Shenzhen Youjian Technology Co., Ltd**, Shenzhen (CN)
(72) Inventor: **Hanwei Li**, Huazhou (CN)
(**) Term: **15 Years**
(21) Appl. No.: **29/711,795**
(22) Filed: **Nov. 2, 2019**
(51) **LOC (13) Cl.** **19-06**
(52) **U.S. Cl.**
USPC **D19/82**
(58) **Field of Classification Search**
USPC D19/75, 77-85, 95, 135; D3/206, 301;
D14/432, 252; D9/610; D11/158;
D21/616; D99/40
CPC A45C 11/34; A45C 11/36; B43K 23/016;
B43K 23/06; B43M 99/00; B43M 99/001;
B43M 99/006; B43M 99/008
See application file for complete search history.

D324,302 S * 3/1992 Schneck D21/616
D356,350 S * 3/1995 Berggreen D21/616
D364,201 S * 11/1995 Jensen D21/616
D369,703 S * 5/1996 Rizidis D11/160
D375,982 S * 11/1996 Bhandhugravi D21/401
D420,395 S * 2/2000 Nielsen D21/502
D470,900 S * 2/2003 Steele-Kurtin D21/616
7,488,260 B2 * 2/2009 Moorehead A63B 67/02
473/158
D595,788 S * 7/2009 Jaqua D21/616
D646,730 S * 10/2011 Burch D21/616
D666,937 S * 9/2012 Dunn D11/184
D794,600 S * 8/2017 Kwak D14/172

(Continued)

OTHER PUBLICATIONS

Mokani Pen Pencil Holder with Cell Phone Stand, Cute Elephant Shaped Desk Organizer Decoration for Office Home, by Mokani, Part Number: UK-SZ-Vintagebrown, ASIN : B08KY1ZLPV, online at Amazon.com, Date First Available, Oct. 9, 2020.*

Primary Examiner — Elizabeth A. Albert
(74) *Attorney, Agent, or Firm* — W&K IP

(57) **CLAIM**

The ornamental design for a pen holder, as shown and described.

DESCRIPTION

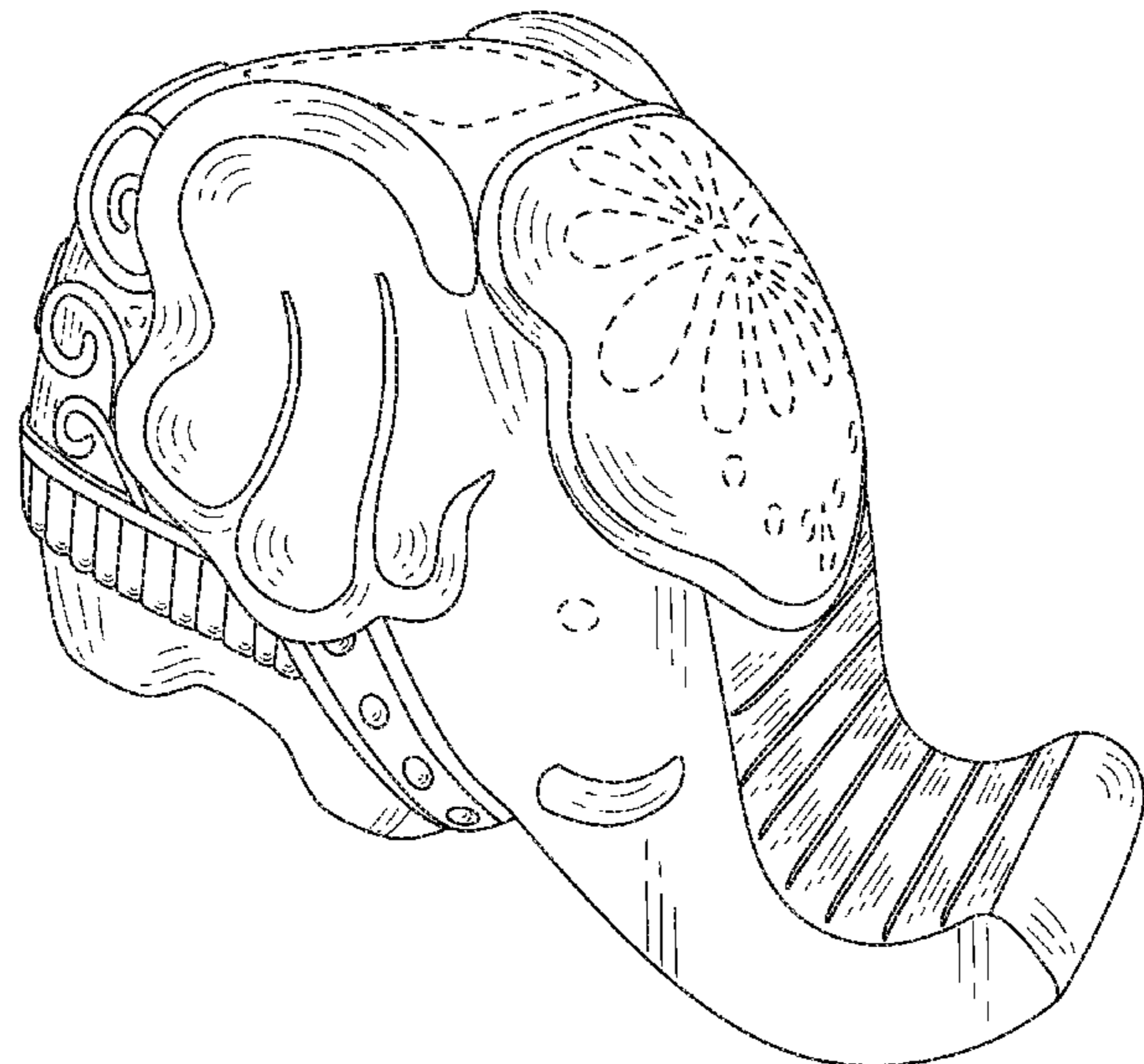
FIG. 1 is a perspective view of a pen holder showing my new design;
FIG. 2 is a front elevational view thereof;
FIG. 3 is a rear elevational view thereof;
FIG. 4 is a left elevational view thereof;
FIG. 5 is a right elevational view thereof;
FIG. 6 is a top plan view thereof; and,
FIG. 7 is a bottom plan view thereof.
The evenly-broken lines where present illustrate portions of the pen holder that form no part of the claimed design.

1 Claim, 7 Drawing Sheets

(56) **References Cited**

U.S. PATENT DOCUMENTS

D13,948 S * 5/1883 Gibbins D19/94
D37,474 S * 6/1905 Williams D99/40
D78,925 S * 7/1929 Erickson D19/80
D99,932 S * 6/1936 Fisher D19/82
D104,244 S * 4/1937 De Lacy D7/301
D130,154 S * 10/1941 Mir D11/49
D136,915 S * 12/1943 Markham D21/616
D141,973 S * 8/1945 Wolf D21/589
D147,988 S * 11/1947 Pierce D21/616
D156,066 S * 11/1949 Ayers D99/40
D163,527 S * 6/1951 Lewandowski D23/215
D164,930 S * 10/1951 Hollis D21/616
D169,419 S * 4/1953 Campbell D21/585
D179,242 S * 11/1956 Dallas D3/200
D239,549 S * 4/1976 Benner D21/616
D244,952 S * 7/1977 McMahon D21/592
D250,323 S * 11/1978 Fuentes-Gurza D11/100



(56)

References Cited

U.S. PATENT DOCUMENTS

D803,645 S * 11/2017 Suhami D8/38
D882,326 S * 4/2020 Wilcox D7/352
D903,014 S * 11/2020 Deutsch D21/616

* cited by examiner

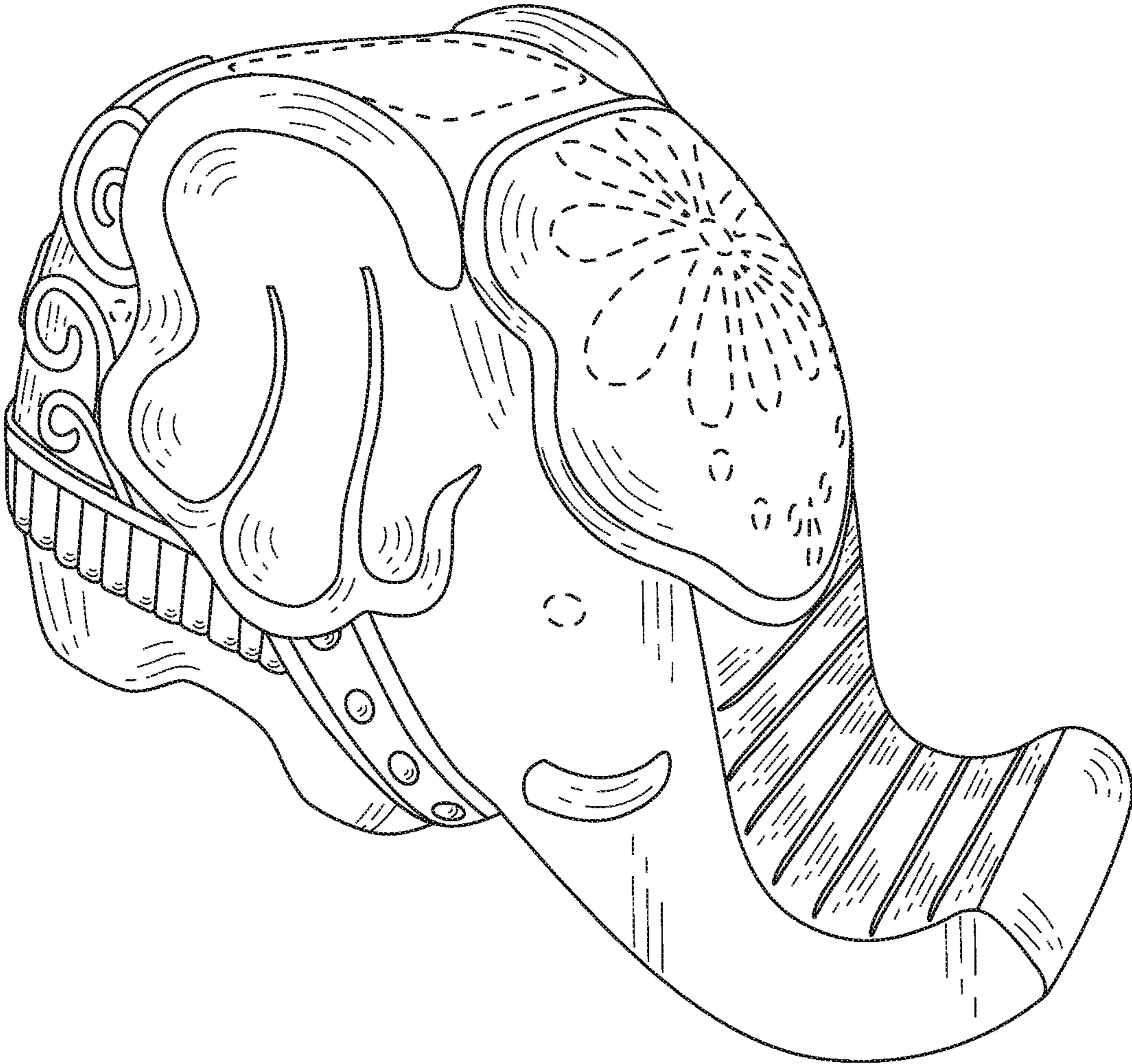


FIG.1

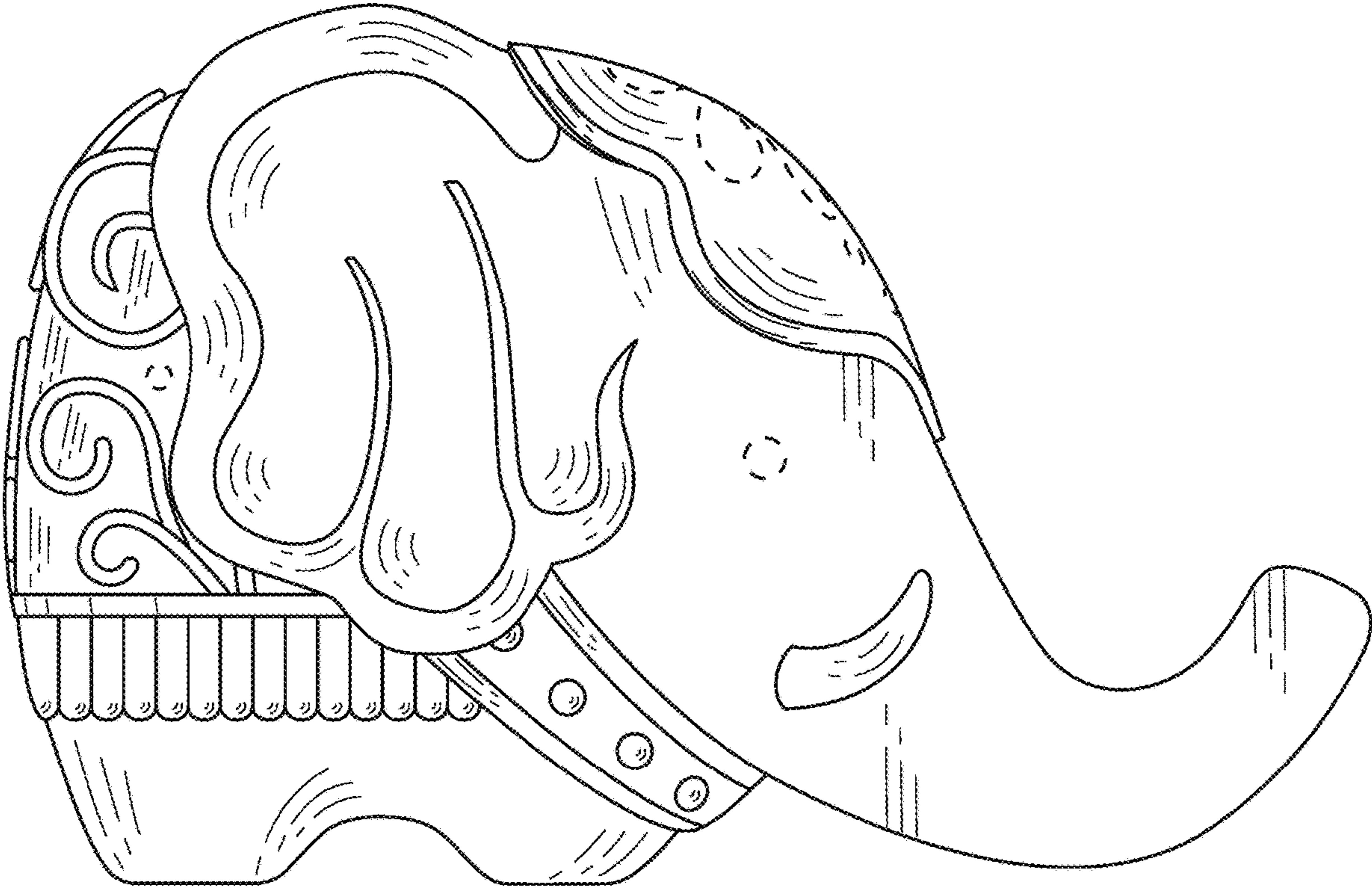


FIG.2

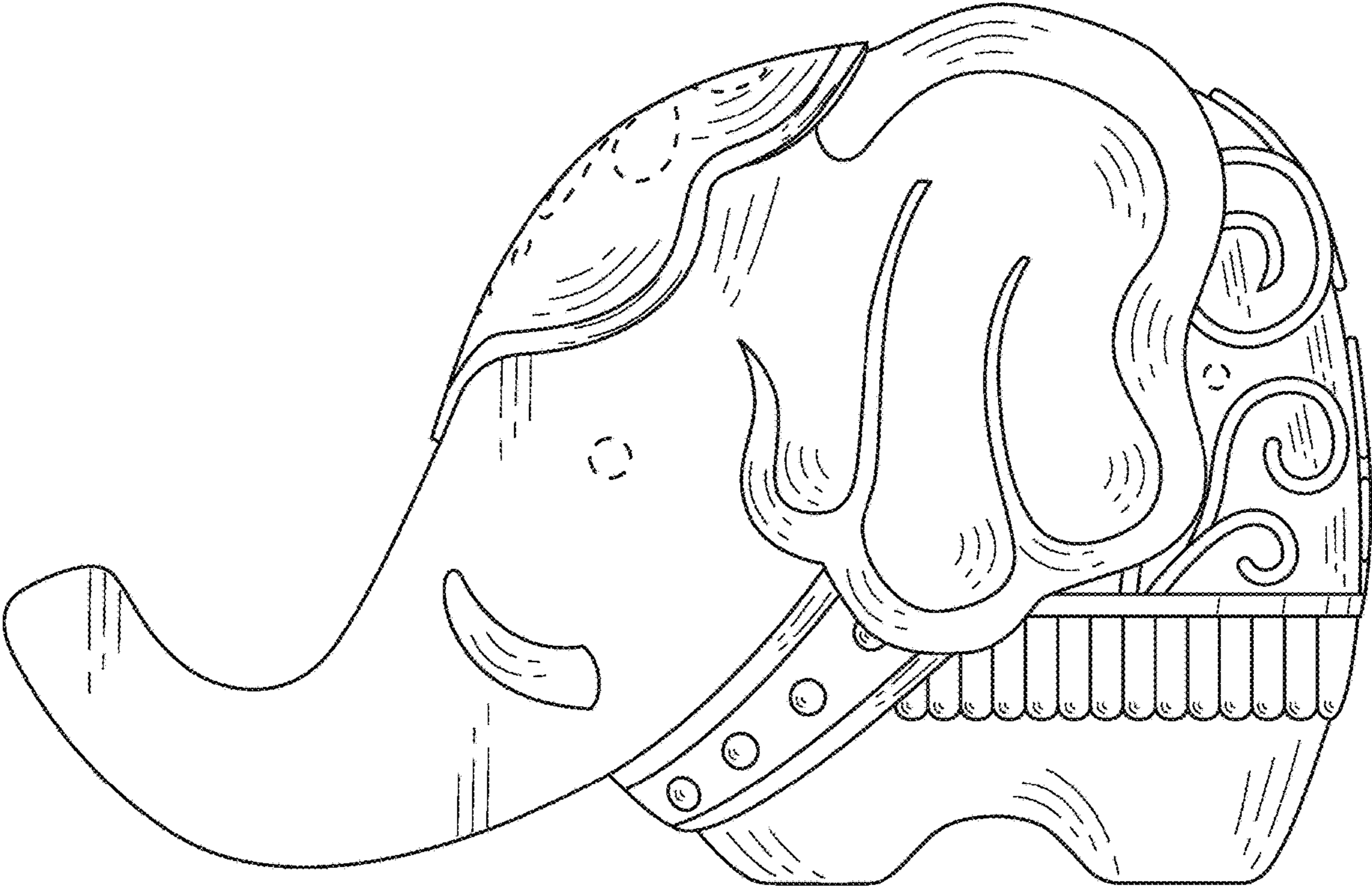


FIG.3




FIG.4

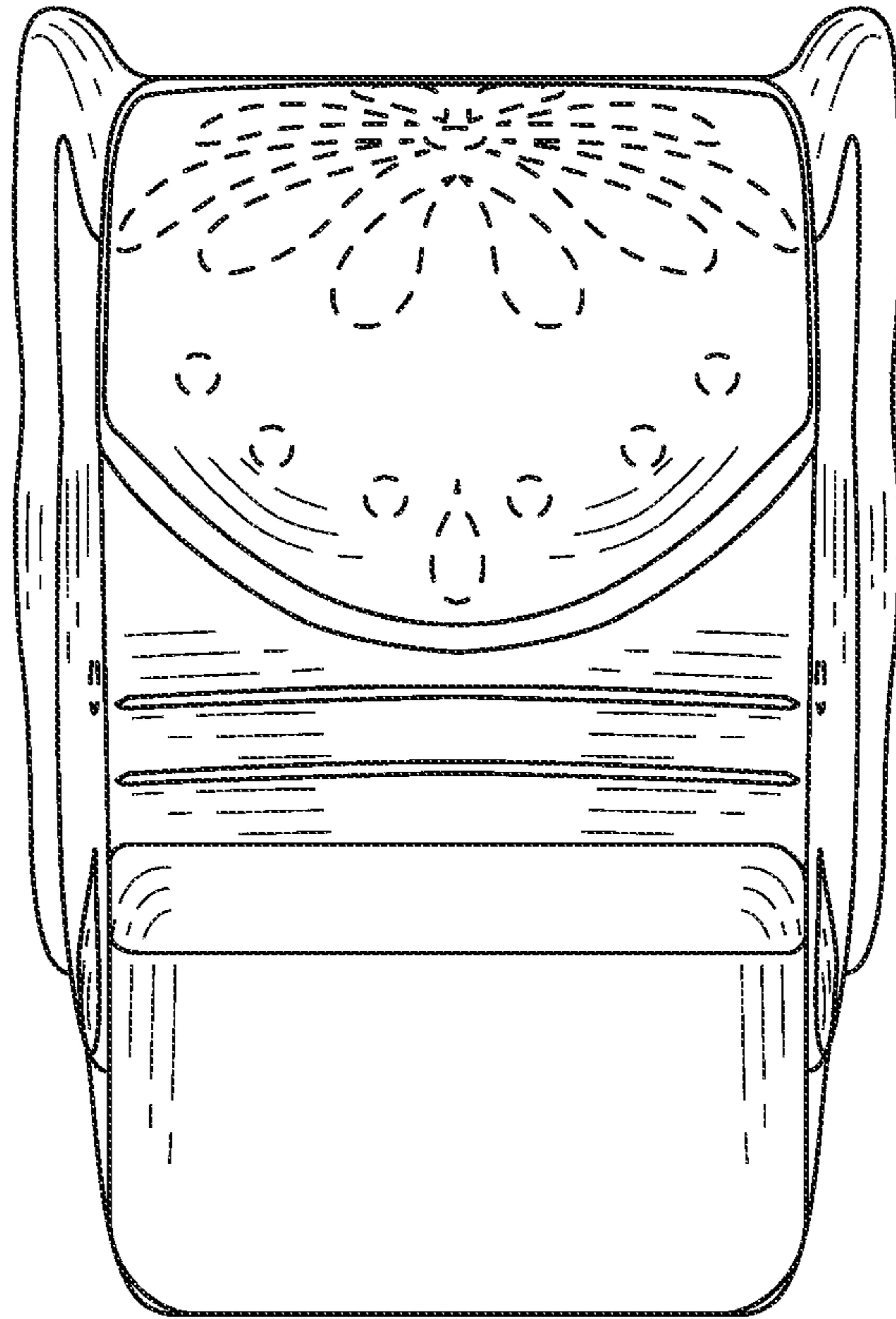


FIG.5

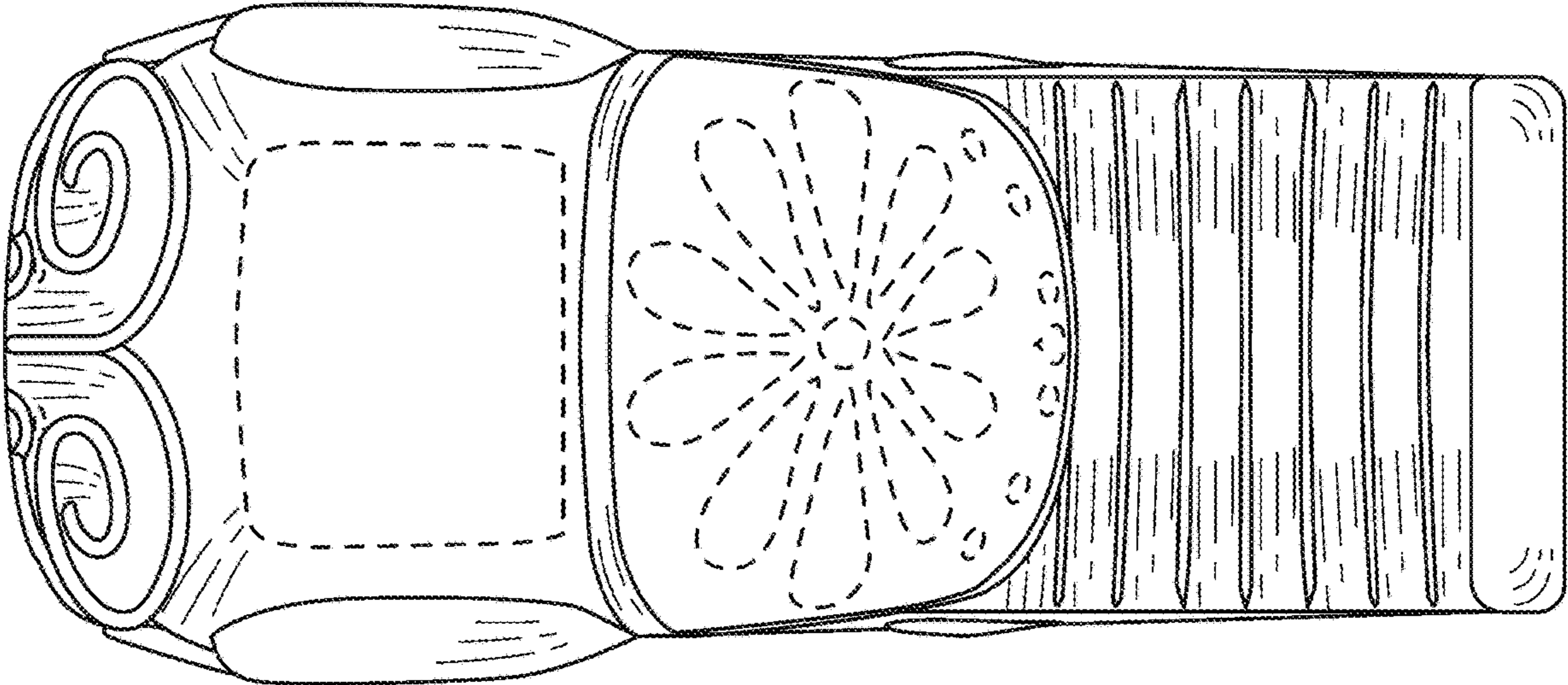


FIG.6

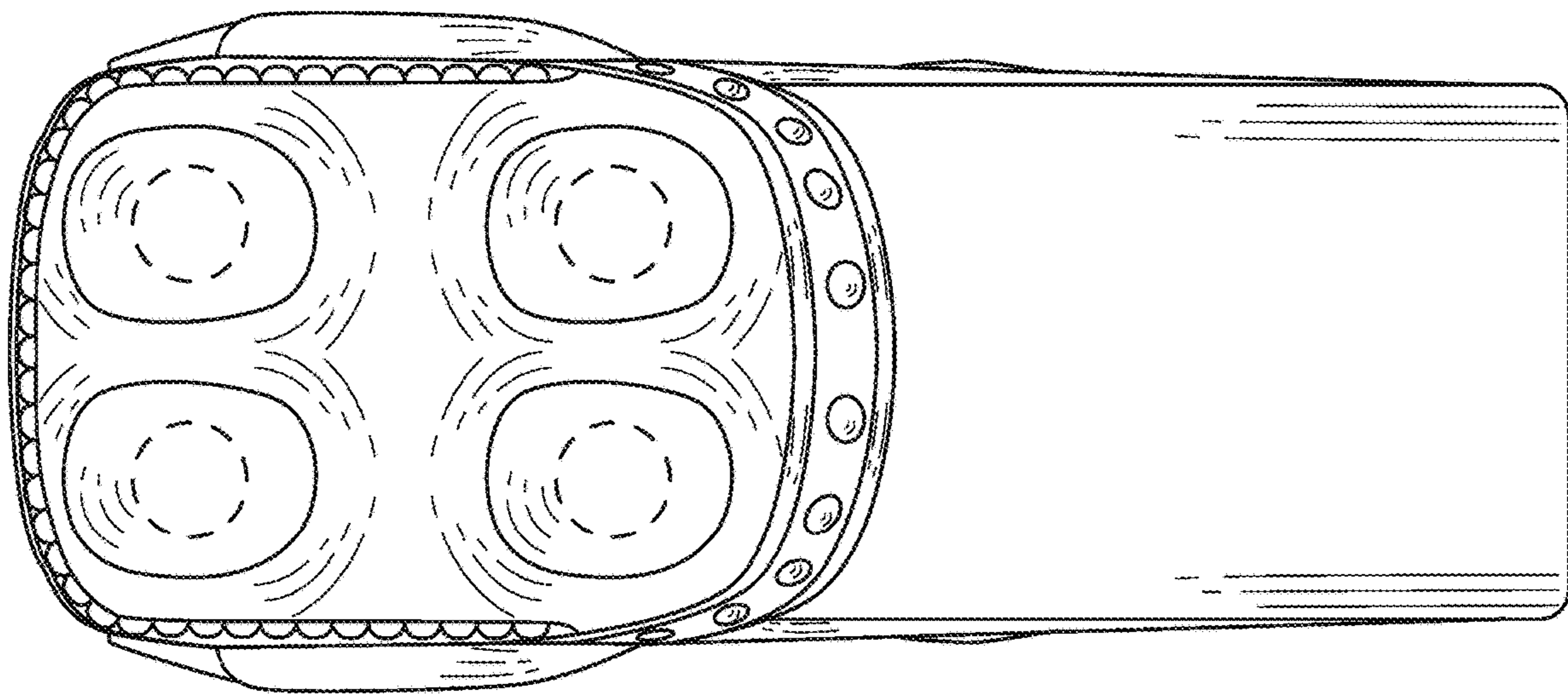


FIG.7