



US00D908133S

(12) **United States Design Patent**  
**Huang**

(10) **Patent No.:** **US D908,133 S**

(45) **Date of Patent:** **\*\* Jan. 19, 2021**

(54) **METAL DESKTOP STAND WITH ANTI-SLIP SUCTION CUP**

(71) Applicant: **Yingdong Huang**, Nanchong (CN)

(72) Inventor: **Yingdong Huang**, Nanchong (CN)

(\*\*) Term: **15 Years**

(21) Appl. No.: **29/730,488**

(22) Filed: **Apr. 5, 2020**

(51) **LOC (13) Cl.** ..... **08-07**

(52) **U.S. Cl.**  
USPC ..... **D14/447**

(58) **Field of Classification Search**  
USPC ..... D14/447, 432, 434, 439, 440, 451, 452,  
D14/457, 239, 253; D8/363, 373, 380;  
D6/406.3, 406.4, 406.5, 406.6; D12/415  
CPC ..... A47B 21/04; A47B 2097/006; A47B  
2097/005; A47B 2023/049; A45C  
2011/002; A45C 2011/003; F16M  
2200/00; F16M 13/00  
See application file for complete search history.

(56) **References Cited**

**U.S. PATENT DOCUMENTS**

- 2,906,412 A \* 9/1959 Tanner ..... A47G 23/06  
211/74
- D281,555 S \* 12/1985 Levy ..... D6/406.6

- D360,776 S \* 8/1995 Blue ..... D6/406.6
- D385,126 S \* 10/1997 Howland ..... D6/406.6
- D551,876 S \* 10/2007 Gusdorf ..... D6/406.6
- D579,455 S \* 10/2008 Chu ..... D14/447
- D624,922 S \* 10/2010 Hui ..... D14/447
- D637,600 S \* 5/2011 Leyva-Menendez ..... D14/447
- D726,466 S 4/2015 Lin
- D769,247 S \* 10/2016 Heyen ..... D14/447
- D817,676 S 5/2018 Herring et al.
- D840,410 S 2/2019 Kuo
- D857,698 S \* 8/2019 Hu ..... D14/447
- D857,705 S \* 8/2019 Hu ..... D14/451
- D864,211 S \* 10/2019 Tuang ..... D14/451

\* cited by examiner

*Primary Examiner* — Angela J Lee

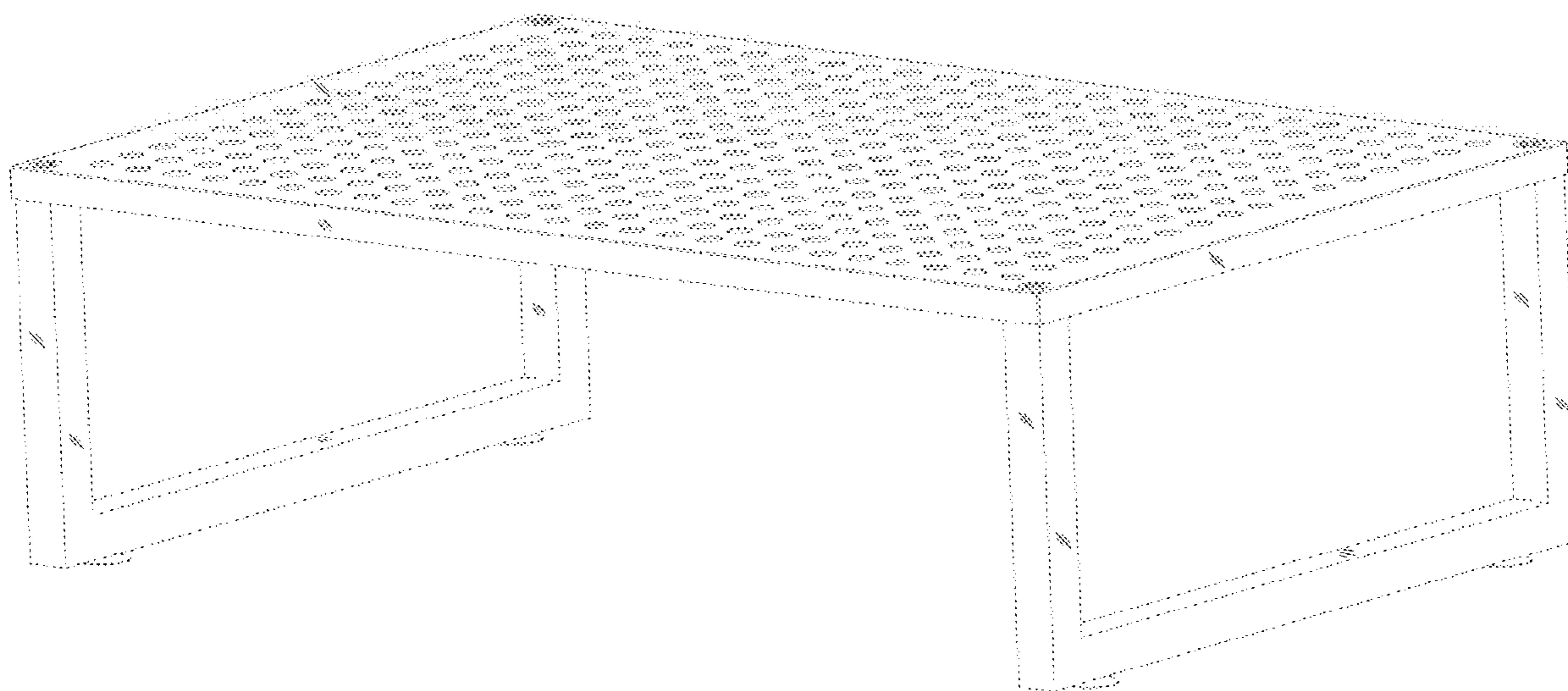
(57) **CLAIM**

The ornamental design for a metal desktop stand with anti-slip suction cup, as shown and described.

**DESCRIPTION**

FIG. 1 is a perspective view of a metal desktop stand with anti-slip suction cup showing my new design;  
FIG. 2 is a front side view thereof;  
FIG. 3 is a back side view thereof;  
FIG. 4 is a left side view thereof;  
FIG. 5 is a right side view thereof;  
FIG. 6 is a top side view thereof; and,  
FIG. 7 is a bottom side view thereof.

**1 Claim, 7 Drawing Sheets**



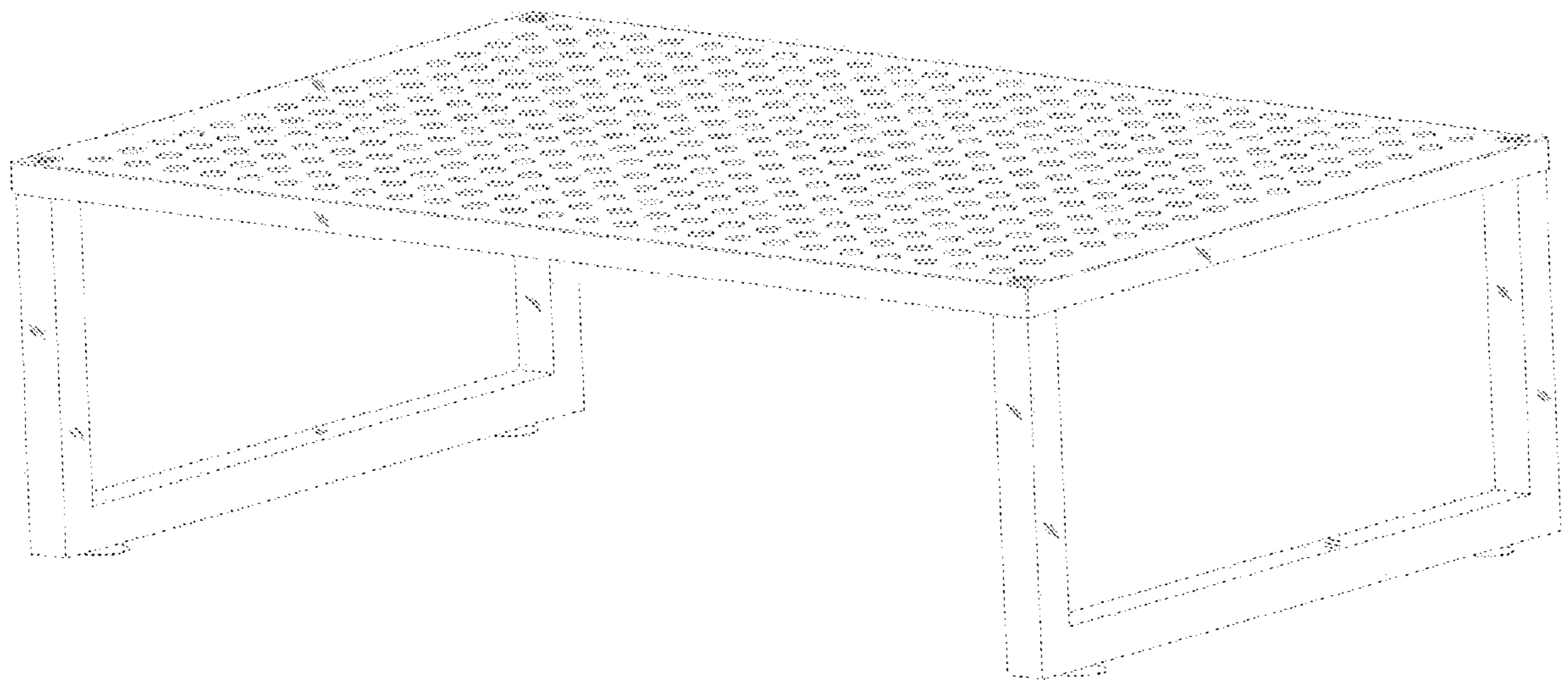


FIG 1




FIG 2




FIG 3



FIG 4



FIG 5




FIG 6




FIG 7