



US00D908130S

(12) **United States Design Patent** (10) **Patent No.:** **US D908,130 S**
Xu (45) **Date of Patent:** **** Jan. 19, 2021**

(54) **TABLET CASE**
(71) Applicant: **SHENZHEN ZHISHIHUI TECHNOLOGY CO., LTD.,**
Guangdong (CN)
(72) Inventor: **Qinglin Xu, Guangdong (CN)**
(73) Assignee: **SHENZHEN ZHISHIHUI TECHNOLOGY CO., LTD.,**
Guangdong (CN)
(**) Term: **15 Years**
(21) Appl. No.: **29/694,143**
(22) Filed: **Jun. 7, 2019**
(51) **LOC (13) Cl.** **14-02**
(52) **U.S. Cl.**
USPC **D14/440**
(58) **Field of Classification Search**
USPC D14/440, 447, 250; 206/45.23, 320,
206/45.2; 361/679.55; 294/25; 224/218;
455/575.8
CPC ... G06F 1/1628; G06F 1/1626; A47B 23/044;
H04B 1/3888; A45C 11/00
See application file for complete search history.

D742,869 S * 11/2015 Odhwani D14/250
D768,123 S * 10/2016 Armstrong D14/250
D770,458 S * 11/2016 Corcoran D14/440
D772,288 S * 11/2016 Montes D14/489
D775,198 S * 12/2016 Montes D14/489
D794,626 S * 8/2017 Armstrong D14/250
D806,082 S * 12/2017 Armstrong D14/440
D832,269 S * 10/2018 Cheng D14/440
D832,271 S * 10/2018 Cheng D14/440
10,148,307 B2 * 12/2018 Shannon, III G06F 1/1628
D843,377 S * 3/2019 Tang D14/440
D844,621 S * 4/2019 Chen D14/440
D851,648 S * 6/2019 Tan D14/440
D852,203 S * 6/2019 Rui D14/440
D861,665 S * 10/2019 Li D14/250
D868,071 S * 11/2019 Liu D14/440
D868,788 S * 12/2019 Weng D14/440
D868,789 S * 12/2019 Weng D14/440
D868,790 S * 12/2019 Weng D14/440
D868,791 S * 12/2019 Weng D14/440
D872,093 S * 1/2020 Xu D14/440

(Continued)

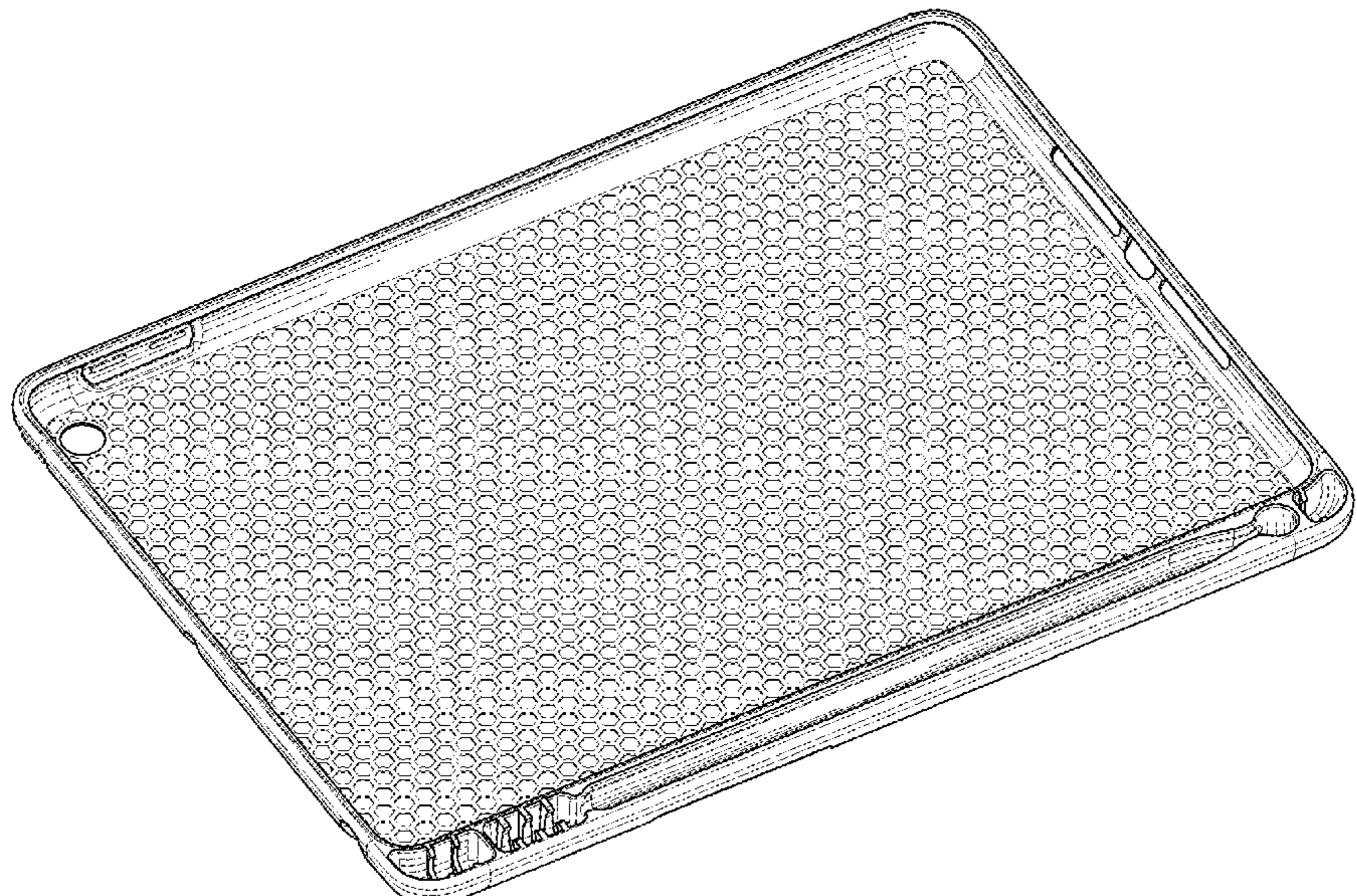
Primary Examiner — Cynthia R Underwood
(74) *Attorney, Agent, or Firm* — Juan Carlos A. Marquez;
Marquez IP Law Office, PLLC

(57) **CLAIM**
The ornamental design for a tablet case, as shown and described.

(56) **References Cited**
U.S. PATENT DOCUMENTS
D597,052 S * 7/2009 Kim D14/138 AB
D634,314 S * 3/2011 Fahrendorff D14/250
D649,144 S * 11/2011 Fathollahi D14/250
D685,358 S * 7/2013 Armstrong D14/250
D685,786 S * 7/2013 Seoc D14/353
D690,292 S * 9/2013 Bibla D14/250
D715,785 S * 10/2014 Jacob D14/250
D719,144 S * 12/2014 Eulette D14/250
D721,686 S * 1/2015 Jacob D14/250
D733,154 S * 6/2015 Armstrong D14/440
D733,696 S * 7/2015 Burgett D14/250

DESCRIPTION
FIG. 1 is a perspective view of a tablet case, showing the new design;
FIG. 2 is a front view thereof;
FIG. 3 is a rear view thereof;
FIG. 4 is a left-side view thereof;
FIG. 5 is a right-side view thereof;
FIG. 6 is a top view thereof;
FIG. 7 is a bottom view thereof; and,
FIG. 8 is another perspective view thereof.

1 Claim, 6 Drawing Sheets



(56)

References Cited

U.S. PATENT DOCUMENTS

D872,094 S * 1/2020 Wright D14/440
D875,089 S * 2/2020 Hemesath D14/250
D879,790 S * 3/2020 Donachy D14/444
D885,399 S * 5/2020 Chen D14/440
D892,803 S * 8/2020 Armstrong D14/440
2011/0297566 A1* 12/2011 Gallagher F16M 11/2021
206/320
2019/0142992 A1* 5/2019 Davidson C08G 18/10
424/445
2019/0144163 A1* 5/2019 Lim B65D 19/385
108/53.5
2019/0149808 A1* 5/2019 Ng G02B 30/27
348/59
2019/0275714 A1* 9/2019 Kanoh B29C 45/14065

* cited by examiner

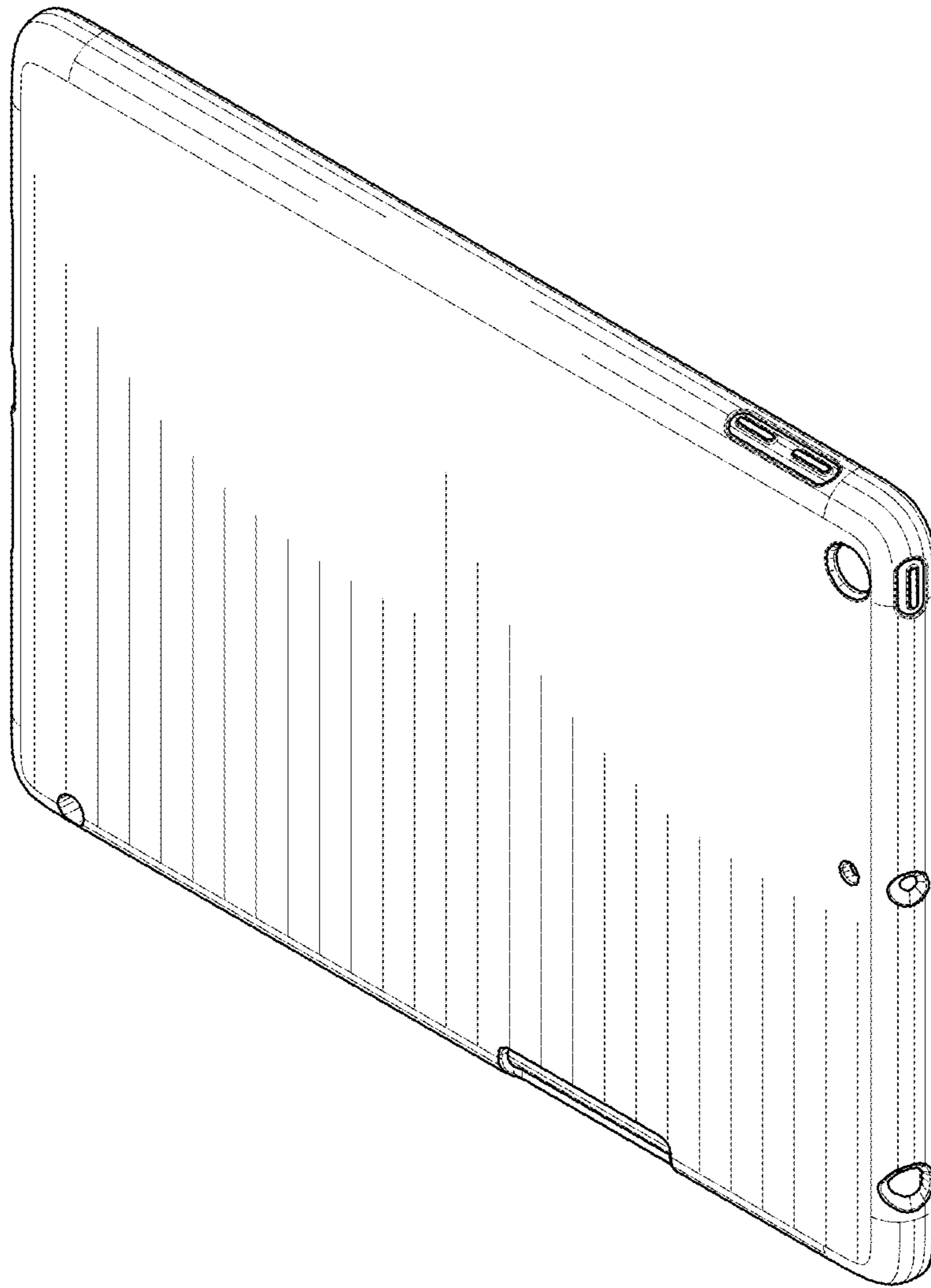


FIG. 1

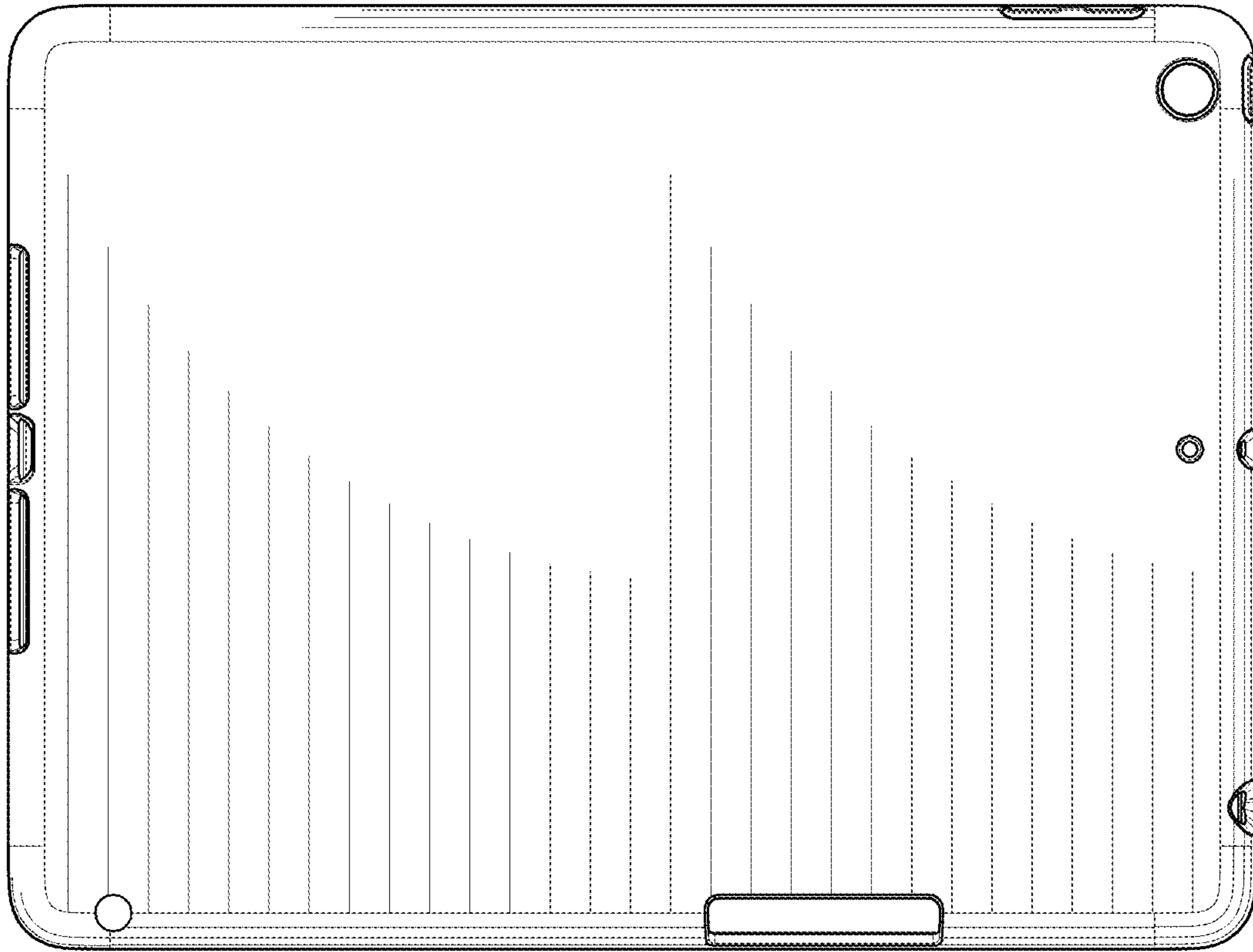


FIG. 2




FIG. 3

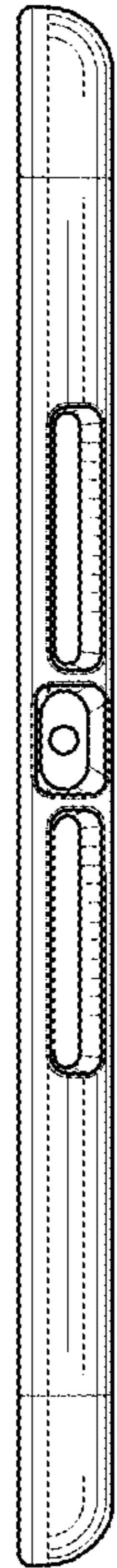


FIG. 4

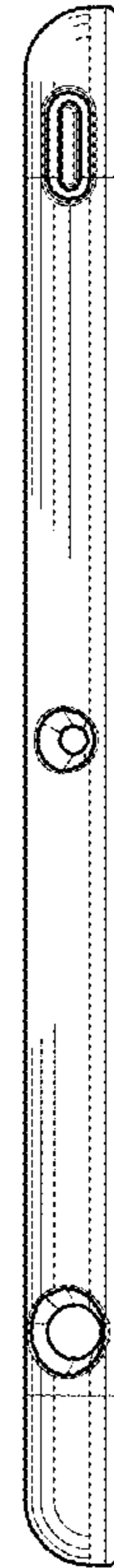


FIG. 5



FIG. 6



FIG. 7

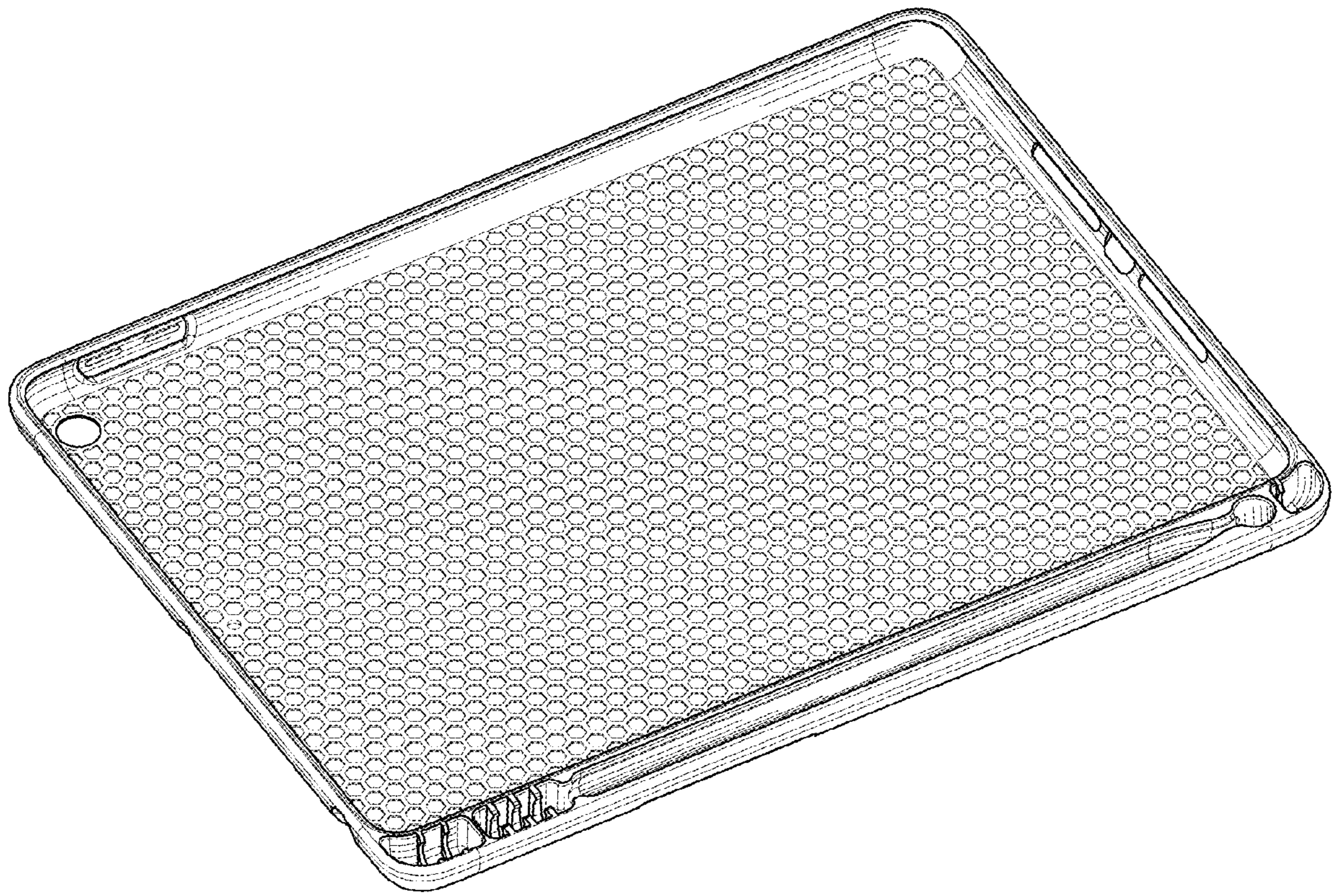


FIG. 8