



US00D908120S

(12) **United States Design Patent** (10) **Patent No.:** **US D908,120 S**
Bai (45) **Date of Patent:** **** Jan. 19, 2021**

- (54) **MOBILE PHONE PROTECTIVE CASE**
- (71) Applicant: **Weisen Bai**, Dongguan (CN)
- (72) Inventor: **Weisen Bai**, Dongguan (CN)
- (73) Assignee: **Dongguan Yuetao Plastic Electronics Technology Co., Ltd.**, Dongguan (CN)
- (**) Term: **15 Years**
- (21) Appl. No.: **29/703,880**
- (22) Filed: **Aug. 30, 2019**
- (51) **LOC (13) Cl.** **14-03**
- (52) **U.S. Cl.**
USPC **D14/250**
- (58) **Field of Classification Search**
USPC D14/217, 238.1, 240, 248, 250, 251–253, D14/439, 440, 447; D13/107–108, 103, D13/119; D3/201, 218, 247, 269, 273, D3/301, 303
CPC H04B 1/3888; H04M 1/0283; H04M 1/0202; A45C 1/06; A45C 11/00; A45C 13/02; A45C 2011/002; A45F 2005/026; A45F 2200/0525; A45F 2200/0516
See application file for complete search history.

(56) **References Cited**

U.S. PATENT DOCUMENTS

- D659,132 S * 5/2012 Wen G06F 1/1626 D14/250
- D679,695 S * 4/2013 Fahrendorff D14/250
- 9,871,551 B2 * 1/2018 Poon H04M 1/185
- 9,936,780 B2 * 4/2018 Tu A45C 11/00
- D837,772 S * 1/2019 Jung D14/250
- D843,995 S * 3/2019 Skovsted D14/250
- D855,610 S * 8/2019 Wei D14/250
- D859,392 S * 9/2019 Jung D14/250
- D861,656 S * 10/2019 Yun D14/250

- D864,184 S * 10/2019 Adjesson D14/250
- 10,667,589 B2 * 6/2020 Fathollahi A45C 13/02
- 10,708,403 B2 * 7/2020 Mody H04M 1/0283
- D892,104 S * 8/2020 Lee D14/250
- 2013/0257240 A1 * 10/2013 Hong H04B 1/3888 312/223.1
- 2019/0013832 A1 * 1/2019 Mody H04M 1/185

OTHER PUBLICATIONS

“OtterBox Commuter Series Case for iPhone 11—Black” [online]. OtterBox. [Product date first available on Sep. 10, 2019]. Retrieved from the Internet: <<https://www.amazon.com/dp/B07W45LYY8/>>.*

* cited by examiner

Primary Examiner — Khawaja Anwar
Assistant Examiner — Mojtaba Tehrani

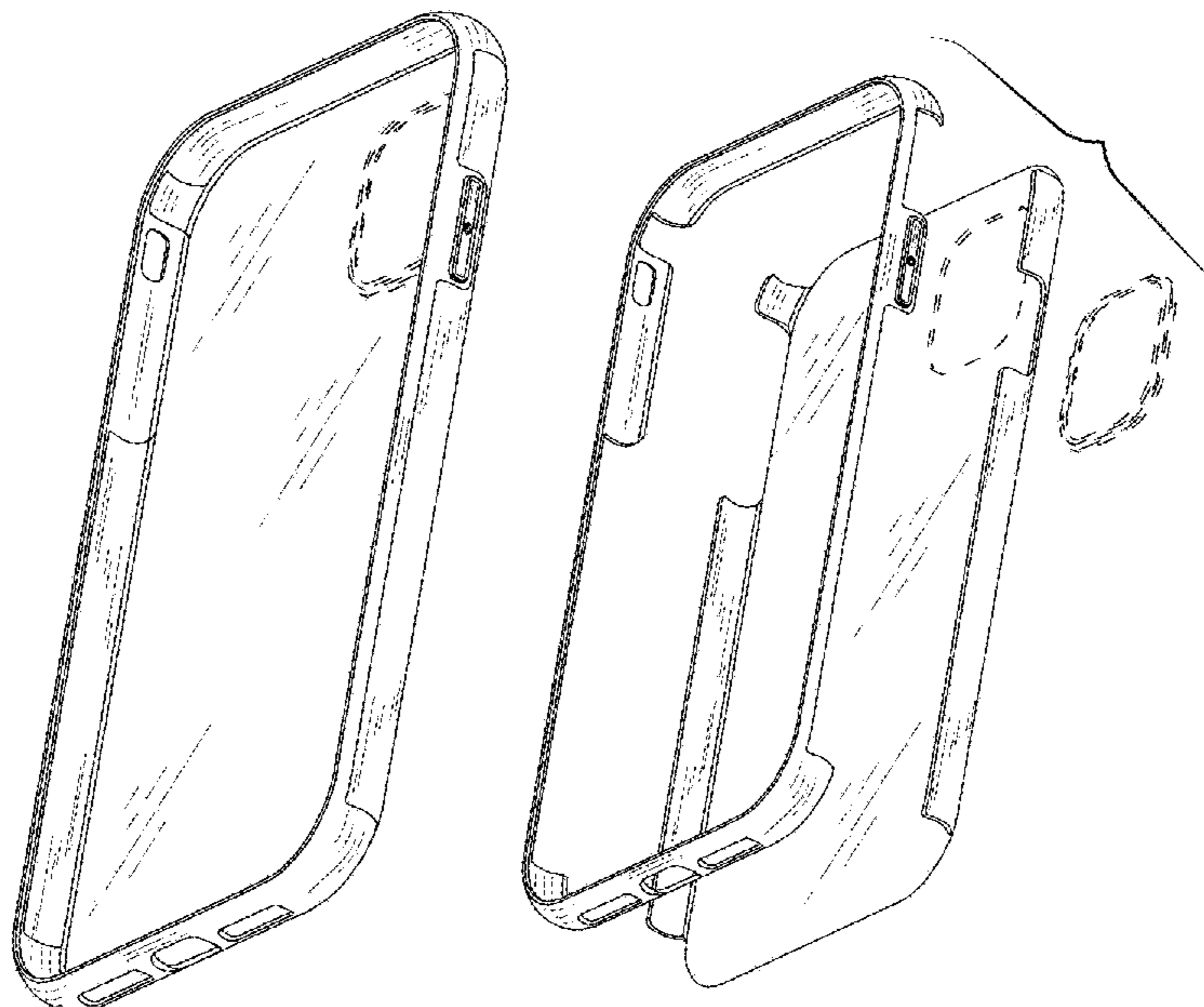
(57) **CLAIM**

The ornamental design for a mobile phone protective case, as shown and described.

DESCRIPTION

FIG. 1 is a perspective view of a mobile phone protective case showing my new design;
FIG. 2 is a front elevation view thereof;
FIG. 3 is a rear elevation view thereof;
FIG. 4 is a left side elevation view thereof;
FIG. 5 is a right side elevation view thereof;
FIG. 6 is a top plan view thereof, shown enlarged in scale;
FIG. 7 is a bottom plan view thereof, shown enlarged in scale; and,
FIG. 8 is an exploded view thereof.
The broken lines in the drawings depict portions of the mobile phone protective case which forms no part of the claimed design.

1 Claim, 8 Drawing Sheets



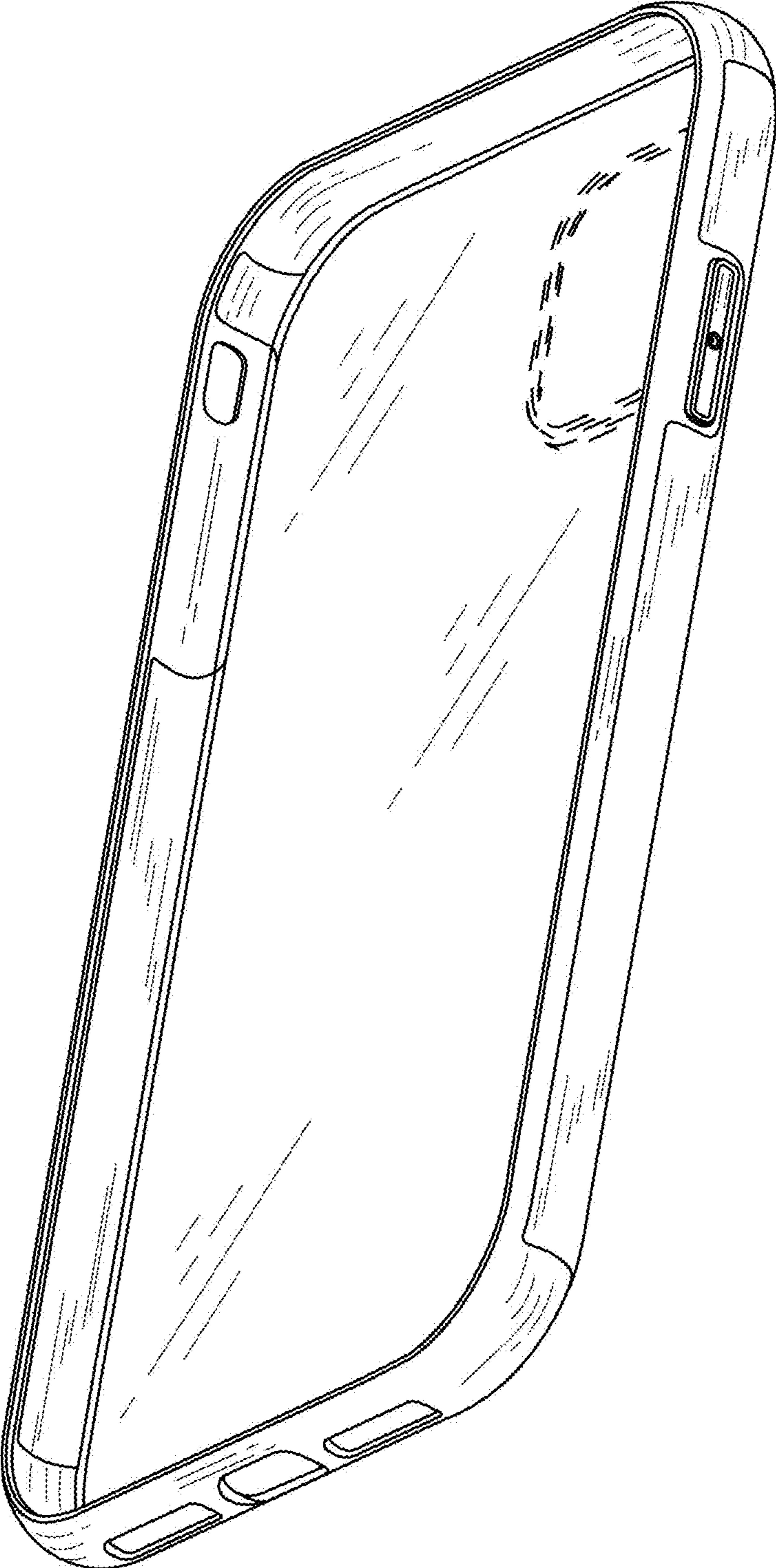


FIG. 1




FIG.2

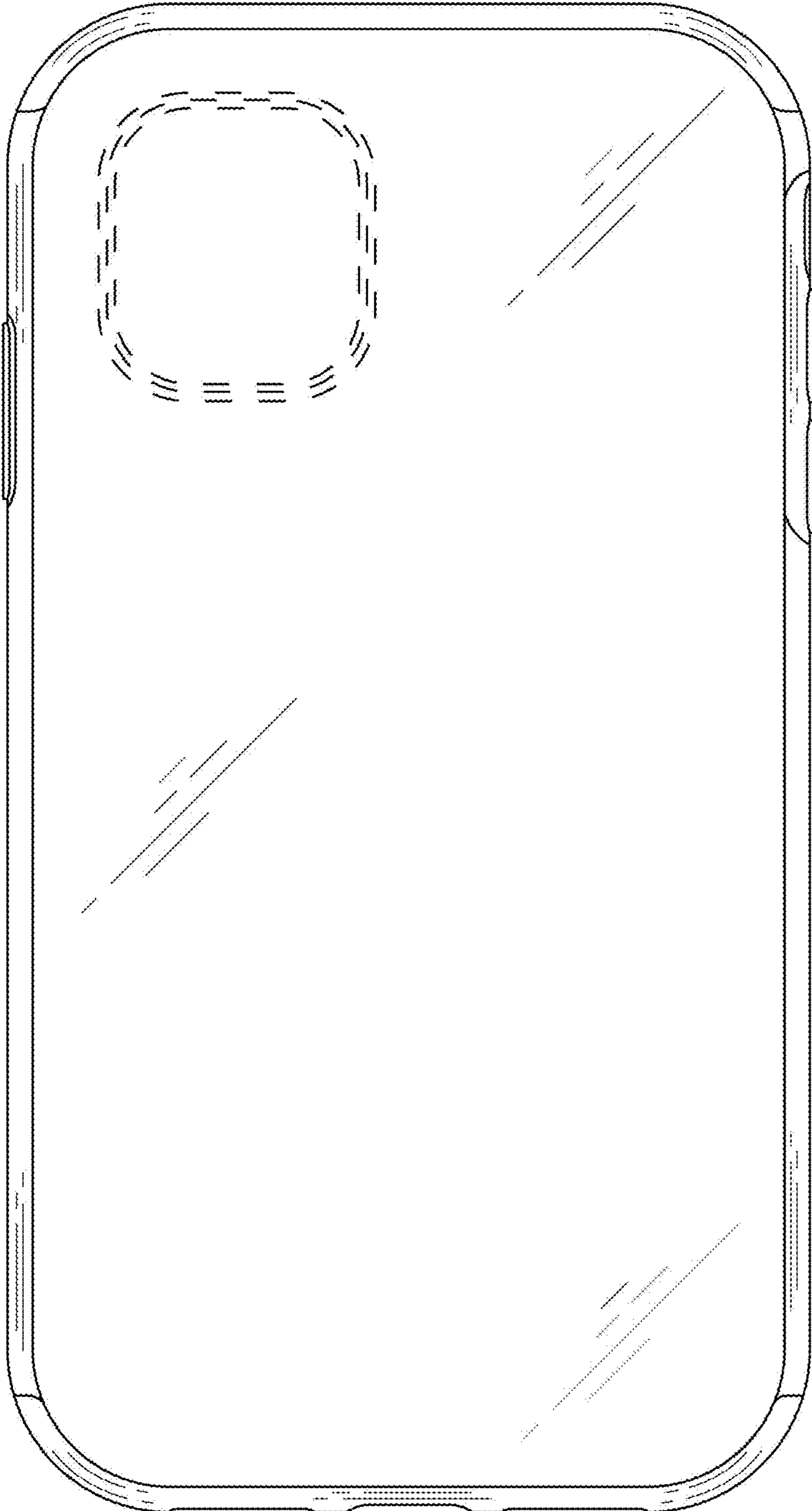


FIG.3




FIG.4

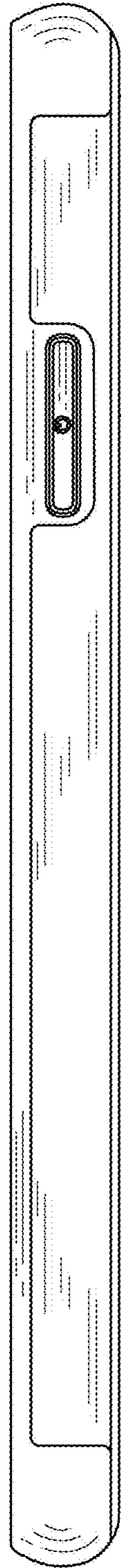


FIG. 5

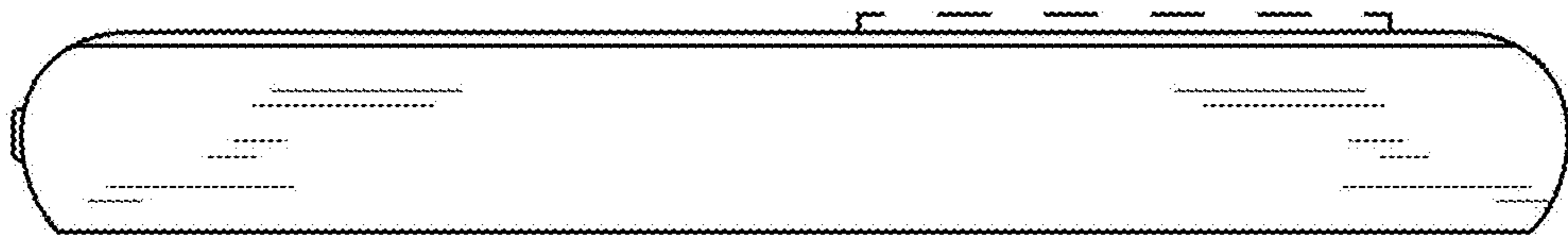


FIG. 6

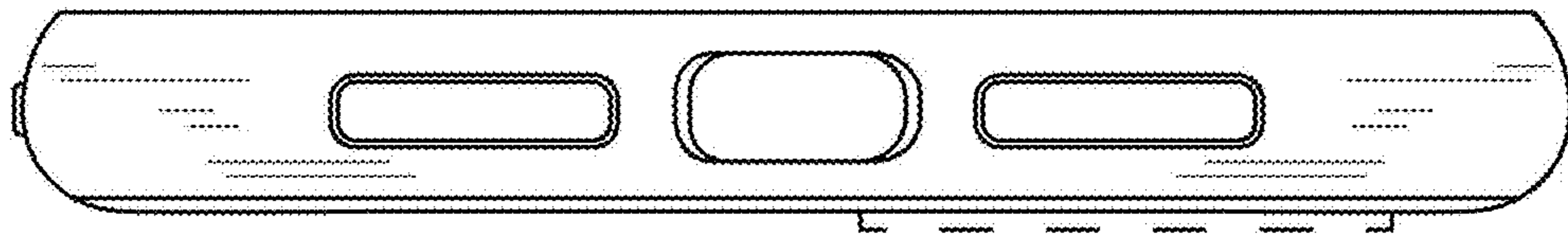


FIG. 7

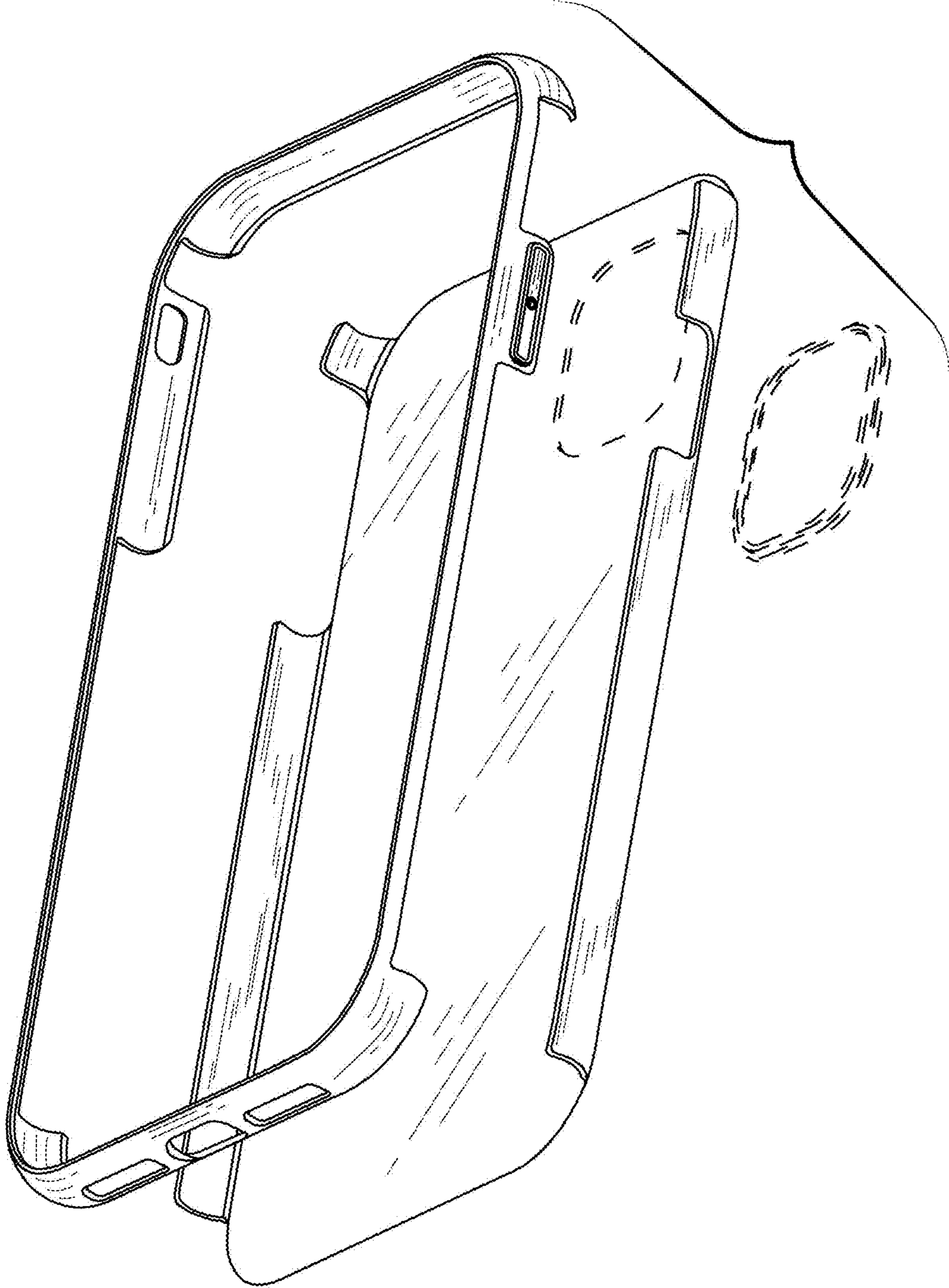


FIG. 8