



US00D908107S

(12) **United States Design Patent** (10) **Patent No.:** **US D908,107 S**
Jin (45) **Date of Patent:** **** Jan. 19, 2021**

(54) **LOUDSPEAKER**
(71) Applicant: **Harman International Industries, Incorporated, Northridge, CA (US)**

D732,006 S * 6/2015 Zhao D14/216
D740,258 S * 10/2015 Yu D14/216
D752,024 S * 3/2016 Kachwalla D14/216
D754,630 S * 4/2016 Paterson D14/204
D756,331 S 5/2016 Kamlet et al.

(Continued)

(72) Inventor: **Kim Hyo Jin, Shenzhen (CN)**
(73) Assignee: **Harman International Industries, Incorporated, Northridge, CA (US)**

OTHER PUBLICATIONS

Alto Professional TSL 115, Aug. 16, 2017. Retrieved Aug. 9, 2019 from internet: <<https://web.archive.org/web/20170816011212/https://www.altoproaudio.com/products/tsl115>>.

(Continued)

(**) Term: **15 Years**

Primary Examiner — Cynthia R Underwood
(74) *Attorney, Agent, or Firm* — Plumsea Law Group, LLC

(21) Appl. No.: **29/661,965**

(22) Filed: **Aug. 31, 2018**

(51) **LOC (13) Cl.** **14-01**

(52) **U.S. Cl.**
USPC **D14/204; D14/214**

(58) **Field of Classification Search**
USPC D14/204, 496, 216, 214, 172
CPC H04R 1/02; H04R 1/021; H04R 1/026;
H04R 1/028; H04R 1/403; H04R 1/2803;
H04R 5/02; H04R 9/06; H04R 9/13;
H04R 2201/021; H04R 2400/00; H04R
2499/11

See application file for complete search history.

(57) **CLAIM**

The ornamental design for a loudspeaker, as shown and described.

DESCRIPTION

FIG. 1 is a side perspective view of a loudspeaker showing the new design;
FIG. 2 is a front elevational view thereof;
FIG. 3 is a rear elevational view thereof;
FIG. 4 is a side elevational view thereof;
FIG. 5 is an opposite side elevational view thereof;
FIG. 6 is a top view thereof; and,
FIG. 7 is a bottom view thereof.

The evenly spaced broken lines in the figures illustrate portions of the design that form no part of the claimed design. The dash-dot broken lines in the figures represent the boundaries of the claimed design and form no part of the claimed design.

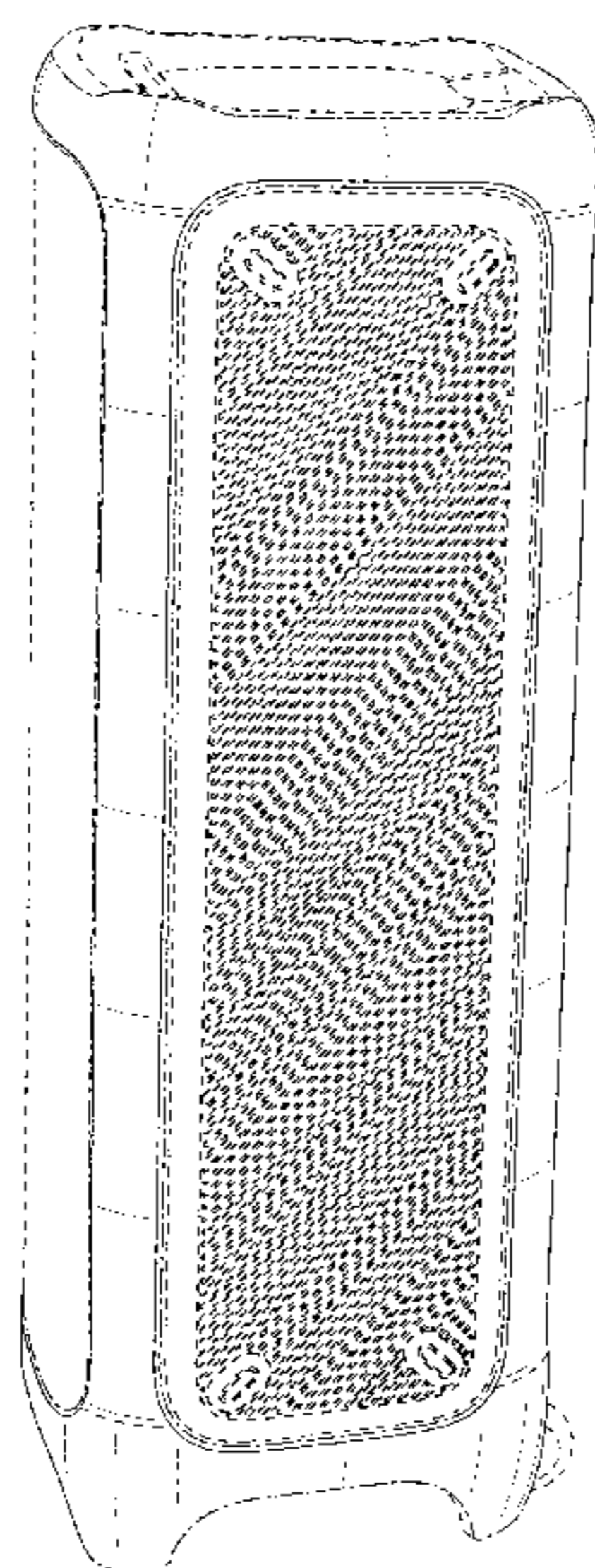
The shading is provided merely to represent contours of the design and does not connote the character of the surfaces such as any specific texture, material, gloss, translucence, transparency, surface treatment, or surface decoration.

(56) **References Cited**

U.S. PATENT DOCUMENTS

D465,469 S * 11/2002 Heath D10/104.1
D494,633 S * 8/2004 Nussberger D21/324
D512,406 S * 12/2005 Shimizu D14/167
D577,357 S * 9/2008 Poandl D14/216
D596,159 S * 7/2009 Yamaji D14/209.1
D609,214 S * 2/2010 Hussey D14/214
D642,555 S * 8/2011 Hawkins D14/214
D647,810 S * 11/2011 Bohrer D10/106.9
D693,334 S 11/2013 Lum et al.
D714,259 S * 9/2014 Galler D14/221
D714,787 S * 10/2014 Matsuoka D14/426
D726,149 S 4/2015 Rodgers et al.
D726,687 S * 4/2015 Minarik D14/192
D730,872 S * 6/2015 Wan D14/216

1 Claim, 7 Drawing Sheets



(56)

References Cited

U.S. PATENT DOCUMENTS

D756,957	S	*	5/2016	Nylen	D14/204
D769,214	S	*	10/2016	Warden	D14/204
D790,510	S	*	6/2017	Xiao	D14/216
D800,696	S	*	10/2017	Tubis	D14/214
D817,927	S	*	5/2018	McManigal	D14/214
D822,004	S	*	7/2018	Tan	D14/216
D828,333	S	*	9/2018	Hu	D14/216
D836,601	S	*	12/2018	Yang	D14/209.1
D851,529	S	*	6/2019	Brainard	D10/106.5
D856,961	S	*	8/2019	Suzuki	D14/149
D859,363	S	*	9/2019	Chalabi	D14/216
D859,364	S	*	9/2019	Chalabi	D14/216
D862,411	S	*	10/2019	Yang	D14/204
D863,247	S	*	10/2019	Suzuki	D14/149
D870,072	S	*	12/2019	Gheysens	D14/214
D891,394	S	*	7/2020	Kim	D14/204
D891,395	S	*	7/2020	Kim	D14/204
D894,866	S	*	9/2020	Wijaya	D14/204

OTHER PUBLICATIONS

Dolphin SP-54BT Bluetooth Party Speaker with 3×10" Woofers & Disco Lights, Apr. 23, 2016. Retrieved Aug. 9, 2019 from internet: <<https://web.archive.org/web/20160423061251/https://www.310audio.com/products/party-speaker-3x10-dolphin-sp-54bt>>.

Design U.S. Appl. No. 29/661,957, filed Aug. 31, 2018.

Design U.S. Appl. No. 29/691,496, filed May 16, 2019.

Design U.S. Appl. No. 29/691,504, filed May 16, 2019.

Design U.S. Appl. No. 29/691,511, filed May 16, 2019.

Design U.S. Appl. No. 29/691,521, filed May 16, 2019.

Design U.S. Appl. No. 29/698,003, filed Jul. 12, 2019.

* cited by examiner

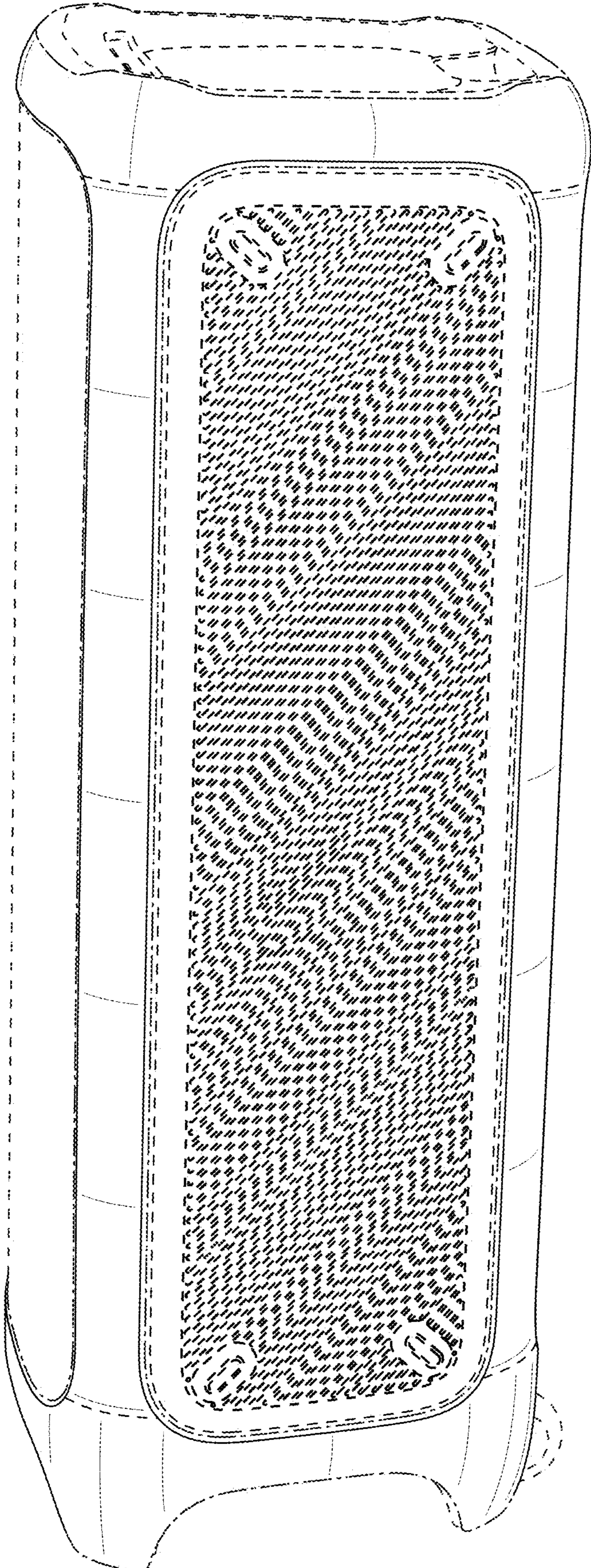


FIG. 1




FIG. 2

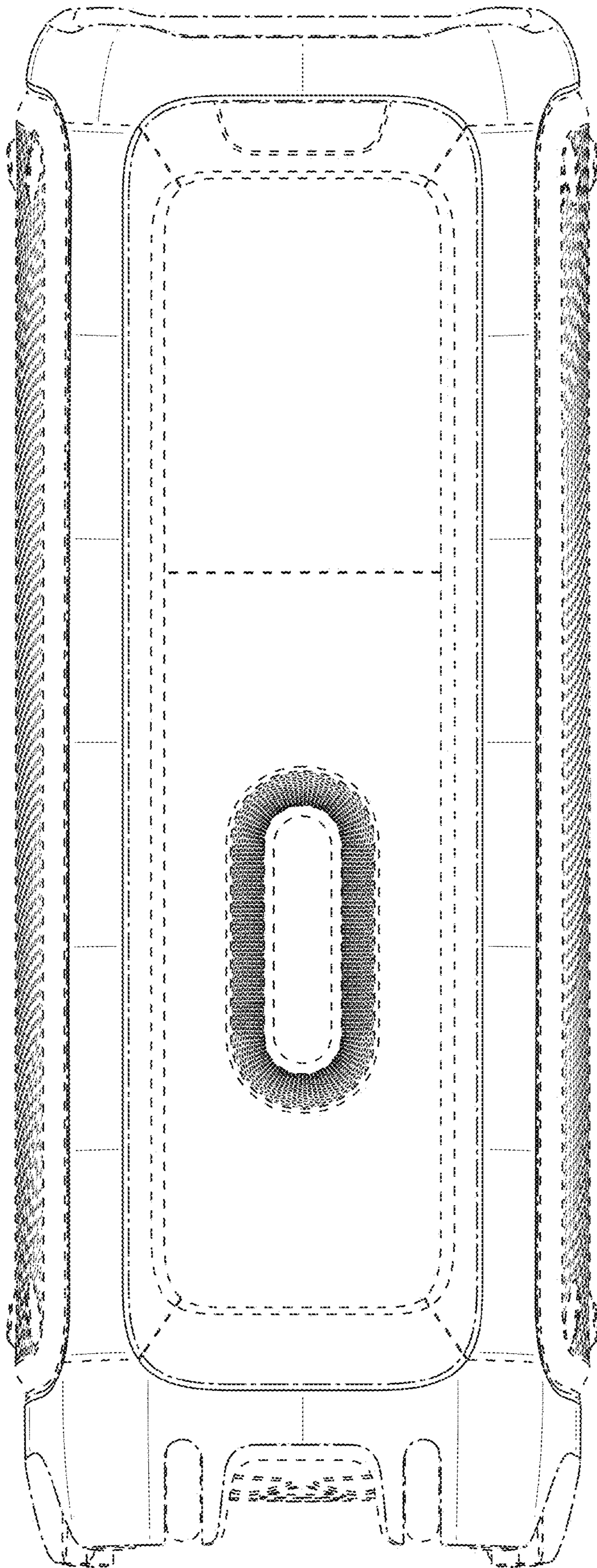


FIG. 3

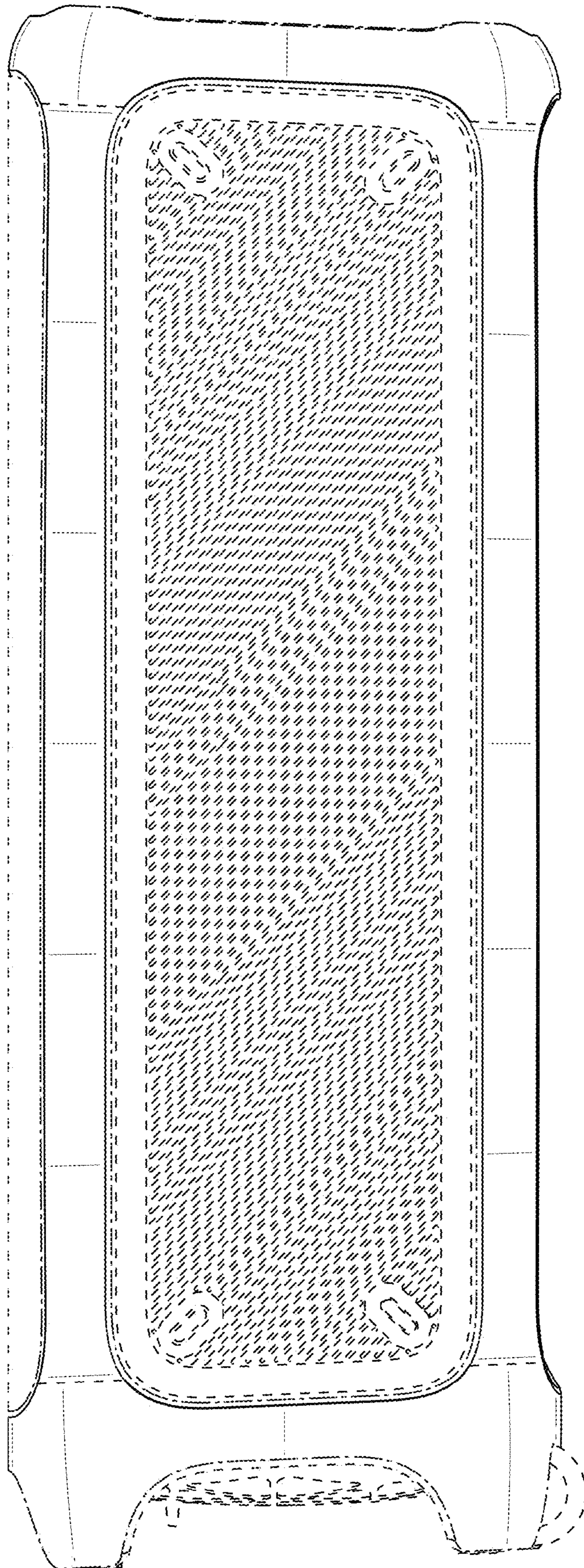


FIG. 4

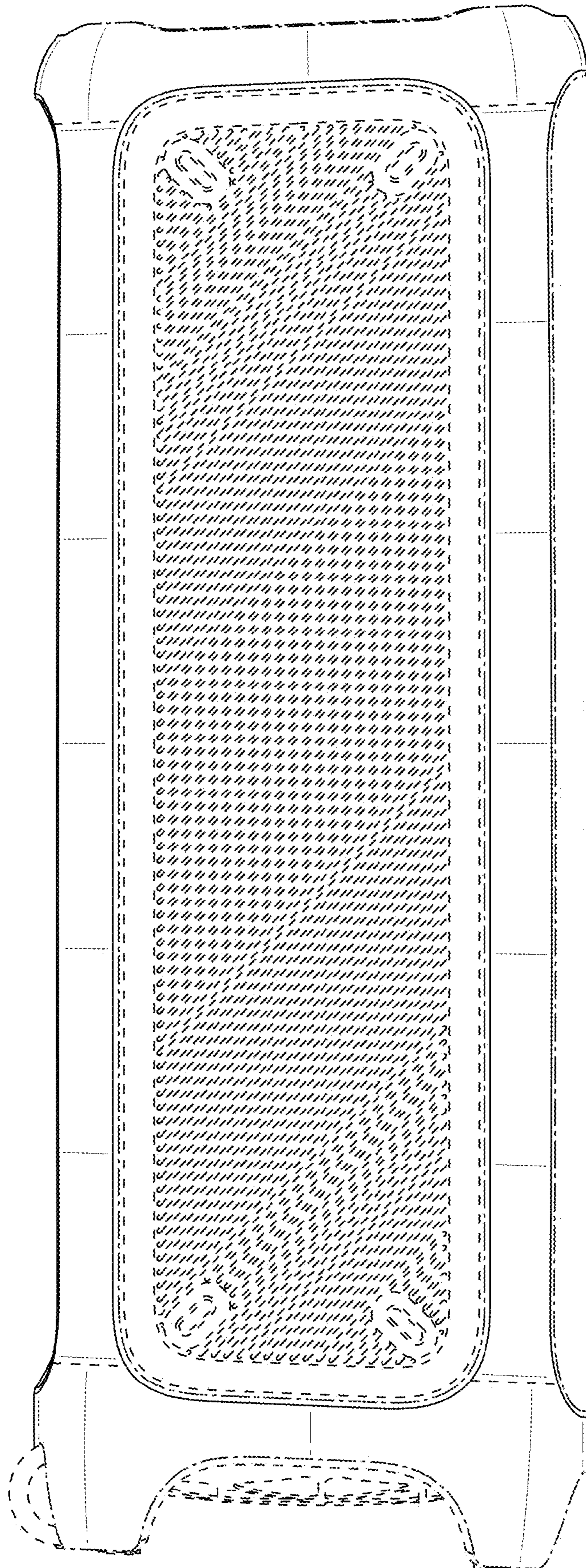


FIG. 5

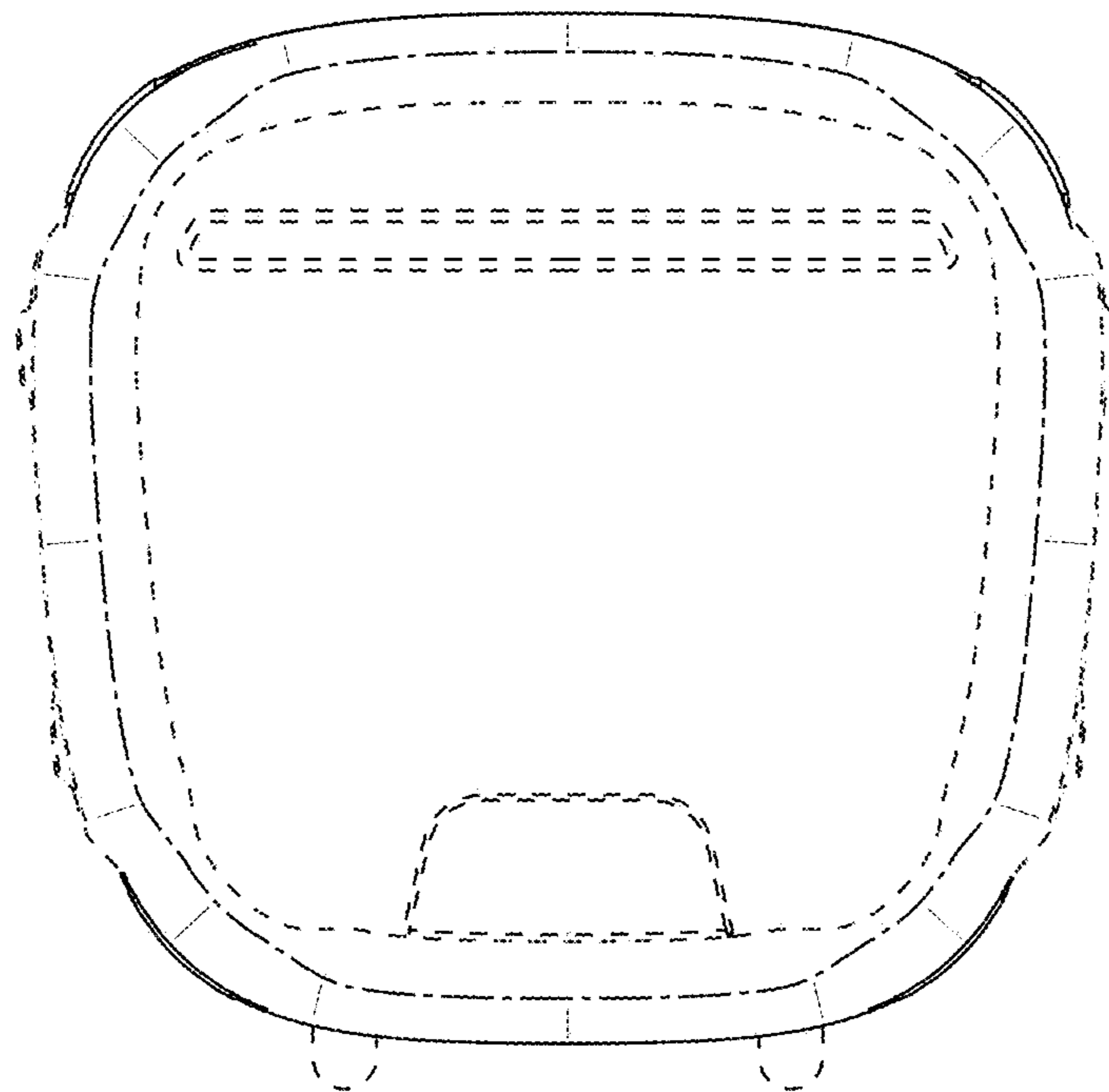


FIG. 6

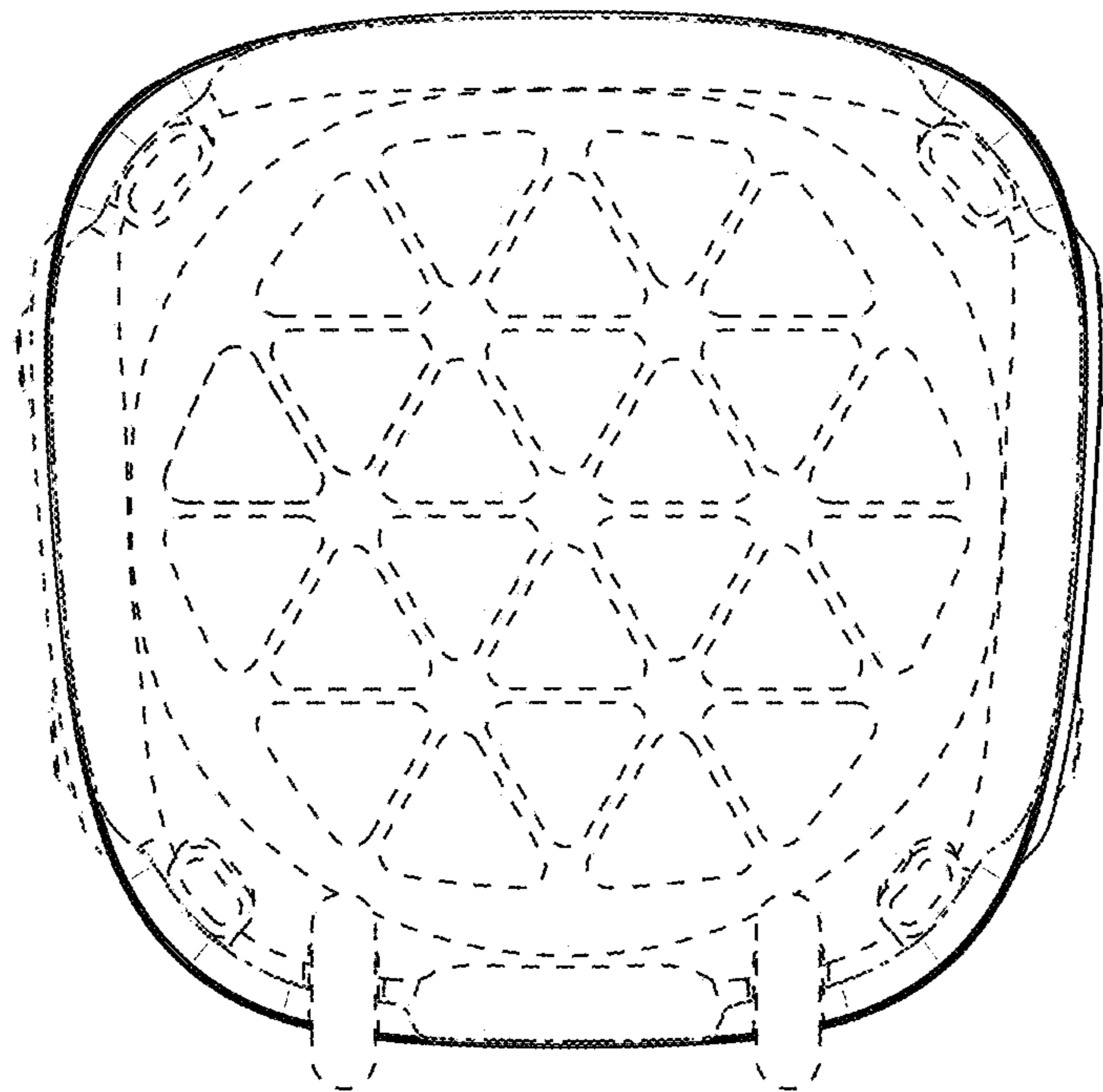


FIG. 7