



US00D908106S

(12) **United States Design Patent**
Jin

(10) **Patent No.:** **US D908,106 S**

(45) **Date of Patent:** **** Jan. 19, 2021**

(54) **LOUDSPEAKER**

(71) Applicant: **Harman International Industries, Incorporated, Northridge, CA (US)**

(72) Inventor: **Kim Hyo Jin, Shenzhen (CN)**

(73) Assignee: **Harman International Industries, Incorporated, Northridge, CA (US)**

(**) Term: **15 Years**

(21) Appl. No.: **29/661,957**

(22) Filed: **Aug. 31, 2018**

(51) **LOC (13) Cl.** **14-01**

(52) **U.S. Cl.**
USPC **D14/204; D14/214**

(58) **Field of Classification Search**
USPC D14/204, 496, 216, 214, 172
CPC H04R 1/02; H04R 1/021; H04R 1/026;
H04R 1/028; H04R 1/403; H04R 1/2803;
H04R 5/02; H04R 9/06; H04R 9/13;
H04R 2201/021; H04R 2400/00; H04R
2499/11

See application file for complete search history.

(56) **References Cited**

U.S. PATENT DOCUMENTS

D465,469 S *	11/2002	Heath	D10/104.1
D494,633 S *	8/2004	Nussberger	D21/324
D512,406 S *	12/2005	Shimizu	D14/167
D577,357 S *	9/2008	Poandl	D14/216
D596,159 S *	7/2009	Yamaji	D14/209.1
D609,214 S *	2/2010	Hussey	D14/214
D642,555 S *	8/2011	Hawkins	D14/214
D647,810 S *	11/2011	Bohrer	D10/106.9
D693,334 S	11/2013	Lum et al.		
D714,259 S *	9/2014	Galler	D14/221
D714,787 S *	10/2014	Matsuoka	D14/426
D726,149 S	4/2015	Rodgers et al.		
D726,687 S *	4/2015	Minarik	D14/192
D730,872 S *	6/2015	Wan	D14/216

D732,006 S *	6/2015	Zhao	D14/216
D740,258 S *	10/2015	Yu	D14/216
D752,024 S *	3/2016	Kachwalla	D14/216
D754,630 S *	4/2016	Paterson	D14/204
D756,331 S	5/2016	Kamlet et al.		

(Continued)

OTHER PUBLICATIONS

Alto Professional TSL 115, Aug. 16, 2017. Retrieved Aug. 9, 2019 from internet: <<https://web.archive.org/web/20170816011212/https://www.altoproaudio.com/products/tsl115>>.

(Continued)

Primary Examiner — Cynthia R Underwood

(74) *Attorney, Agent, or Firm* — Plumsea Law Group, LLC

(57) **CLAIM**

The ornamental design for a loudspeaker, as shown and described.

DESCRIPTION

FIG. 1 is a front perspective view of a loudspeaker showing the new design;

FIG. 2 is a front elevational view thereof;

FIG. 3 is a rear elevational view thereof;

FIG. 4 is a side elevational view thereof;

FIG. 5 is an opposite side elevational view thereof;


FIG. 6 is a top view thereof; and,

FIG. 7 is a bottom view thereof.

The evenly spaced broken lines in the figures illustrate portions of the design that form no part of the claimed design. The dash-dot broken lines in the figures represent the boundaries of the claimed design and form no part of the claimed design.

The shading is provided merely to represent contours of the design and does not connote the character of the surfaces such as any specific texture, material, gloss, translucence, transparency, surface treatment, or surface decoration.

1 Claim, 7 Drawing Sheets



(56)

References Cited

U.S. PATENT DOCUMENTS

D756,957	S	*	5/2016	Nylen	D14/204
D769,214	S	*	10/2016	Warden	D14/204
D790,510	S	*	6/2017	Xiao	D14/216
D800,696	S	*	10/2017	Tubis	D14/214
D817,927	S	*	5/2018	McManigal	D14/214
D822,004	S	*	7/2018	Tan	D14/216
D828,333	S	*	9/2018	Hu	D14/216
D836,601	S	*	12/2018	Yang	D14/209.1
D851,529	S	*	6/2019	Brainard	D10/106.5
D856,961	S	*	8/2019	Suzuki	D14/149
D859,363	S	*	9/2019	Chalabi	D14/216
D859,364	S	*	9/2019	Chalabi	D14/216
D862,411	S	*	10/2019	Yang	D14/204
D863,247	S	*	10/2019	Suzuki	D14/149
D870,072	S	*	12/2019	Gheysens	D14/214
D891,394	S	*	7/2020	Kim	D14/204
D891,395	S	*	7/2020	Kim	D14/204
D894,866	S	*	9/2020	Wijaya	D14/204

OTHER PUBLICATIONS

Dolphin SP-54BT Bluetooth Party Speaker with 3×10" Woofers & Disco Lights, Apr. 23, 2016. Retrieved Aug. 9, 2019 from internet: <<https://web.archive.org/web/20160423061251/https://www.310audio.com/products/party-speaker-3x10-dolphin-sp-54bt>>.

Design U.S. Appl. No. 29/661,965, filed Aug. 31, 2018.

Design U.S. Appl. No. 29/691,496, filed May 16, 2019.

Design U.S. Appl. No. 29/691,504, filed May 16, 2019.

Design U.S. Appl. No. 29/691,511, filed May 16, 2019.

Design U.S. Appl. No. 29/691,521, filed May 16, 2019.

Design U.S. Appl. No. 29/698,003, filed Jul. 12, 2019.

* cited by examiner

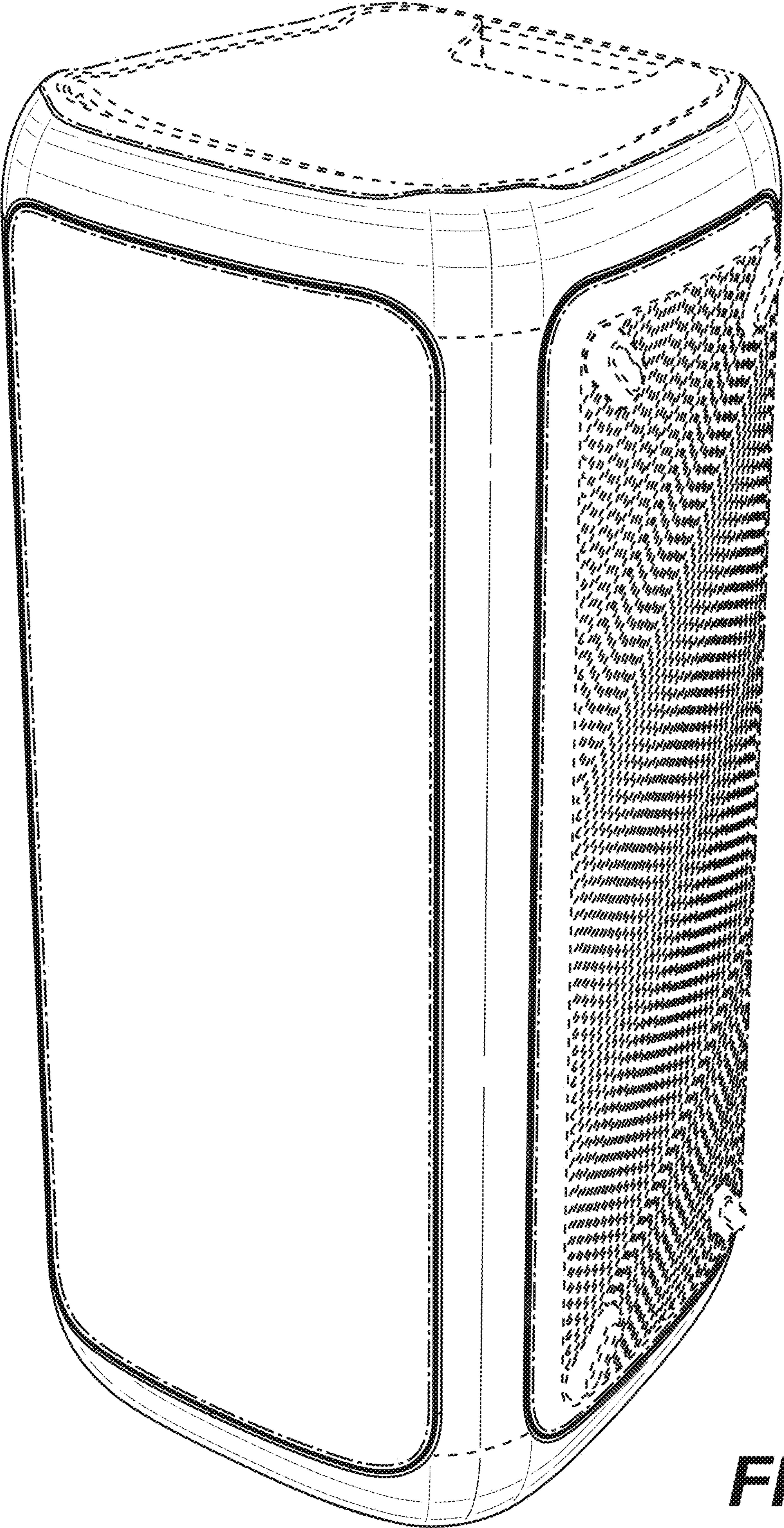


FIG. 1




FIG. 2

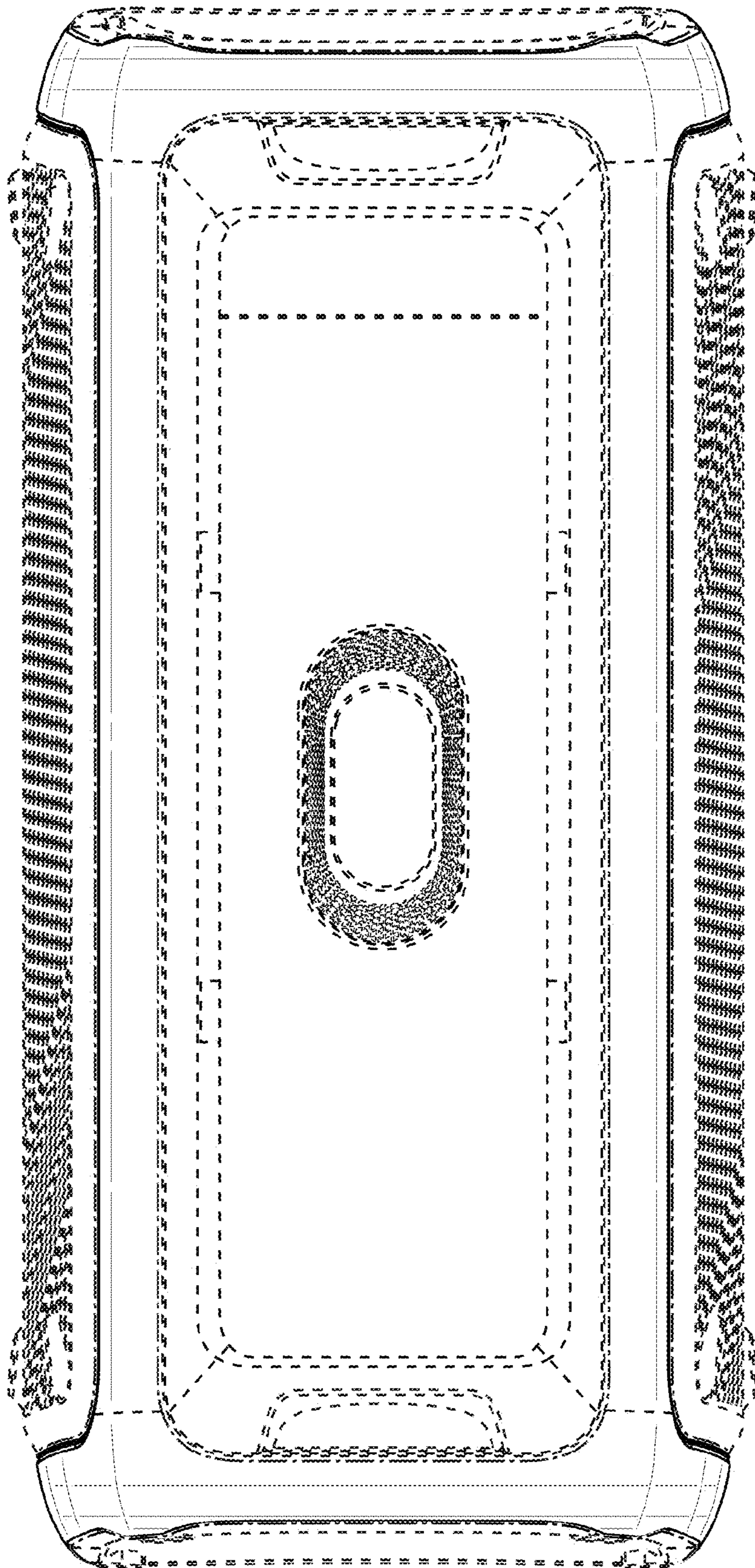


FIG. 3




FIG. 4

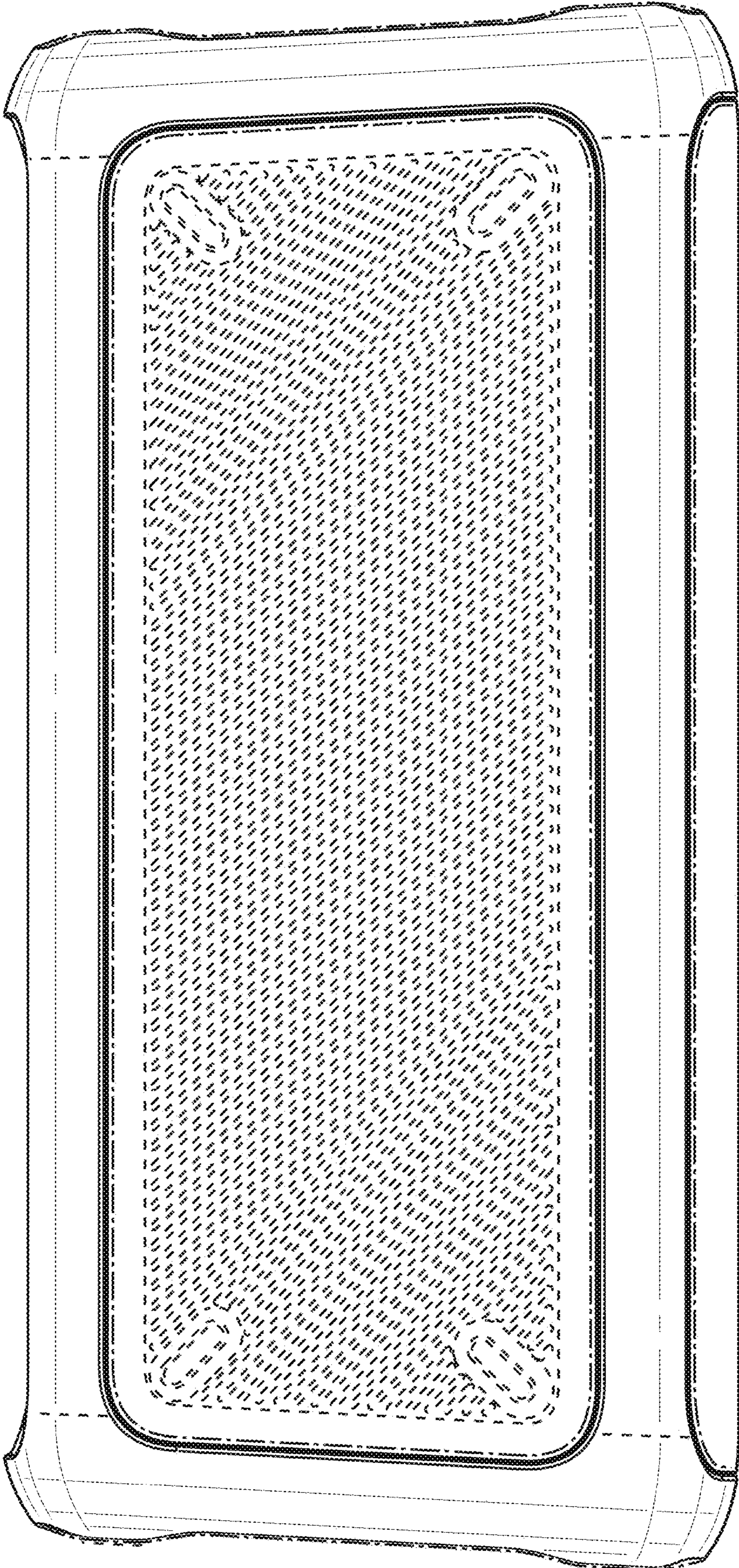


FIG. 5

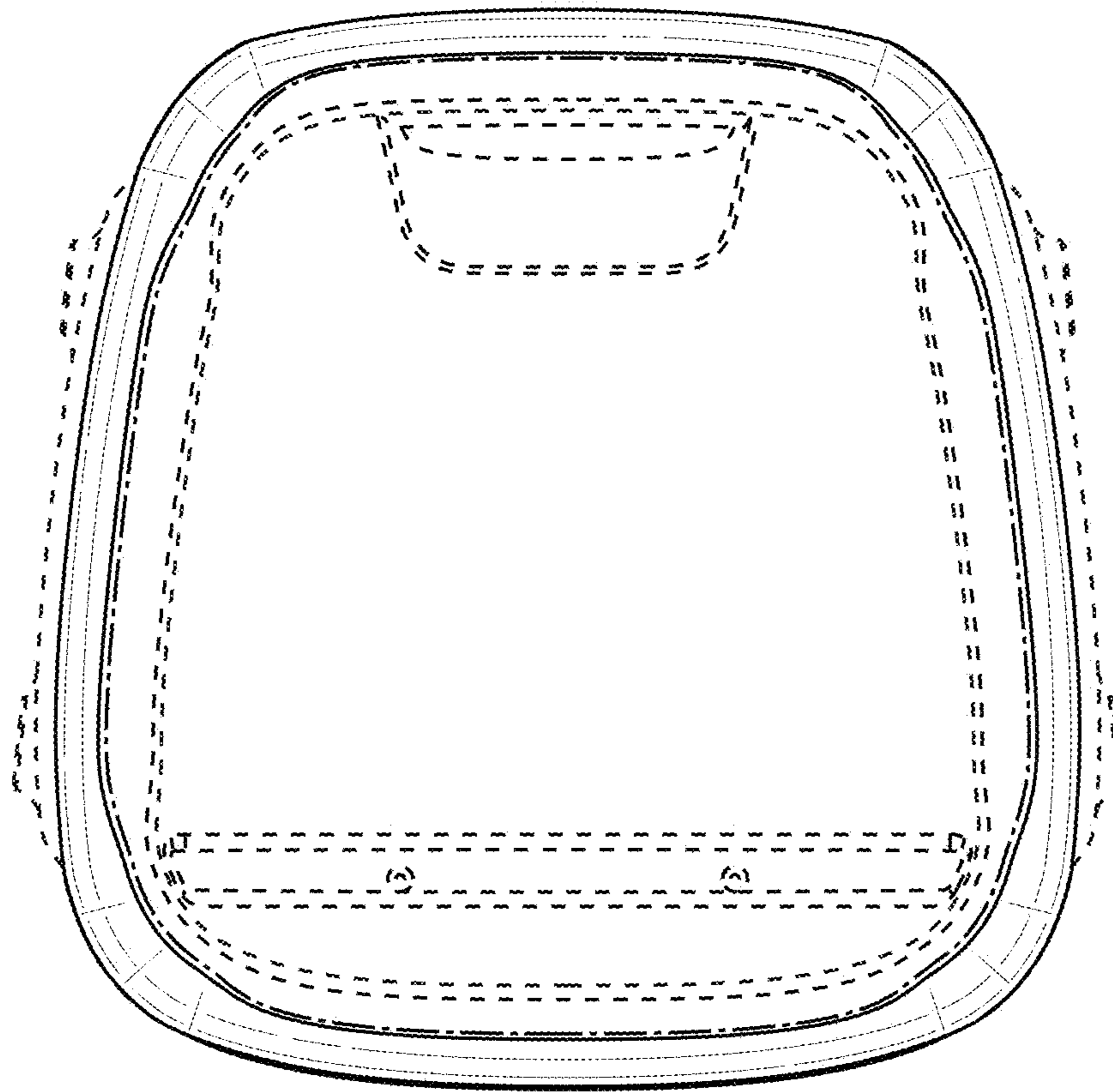


FIG. 6

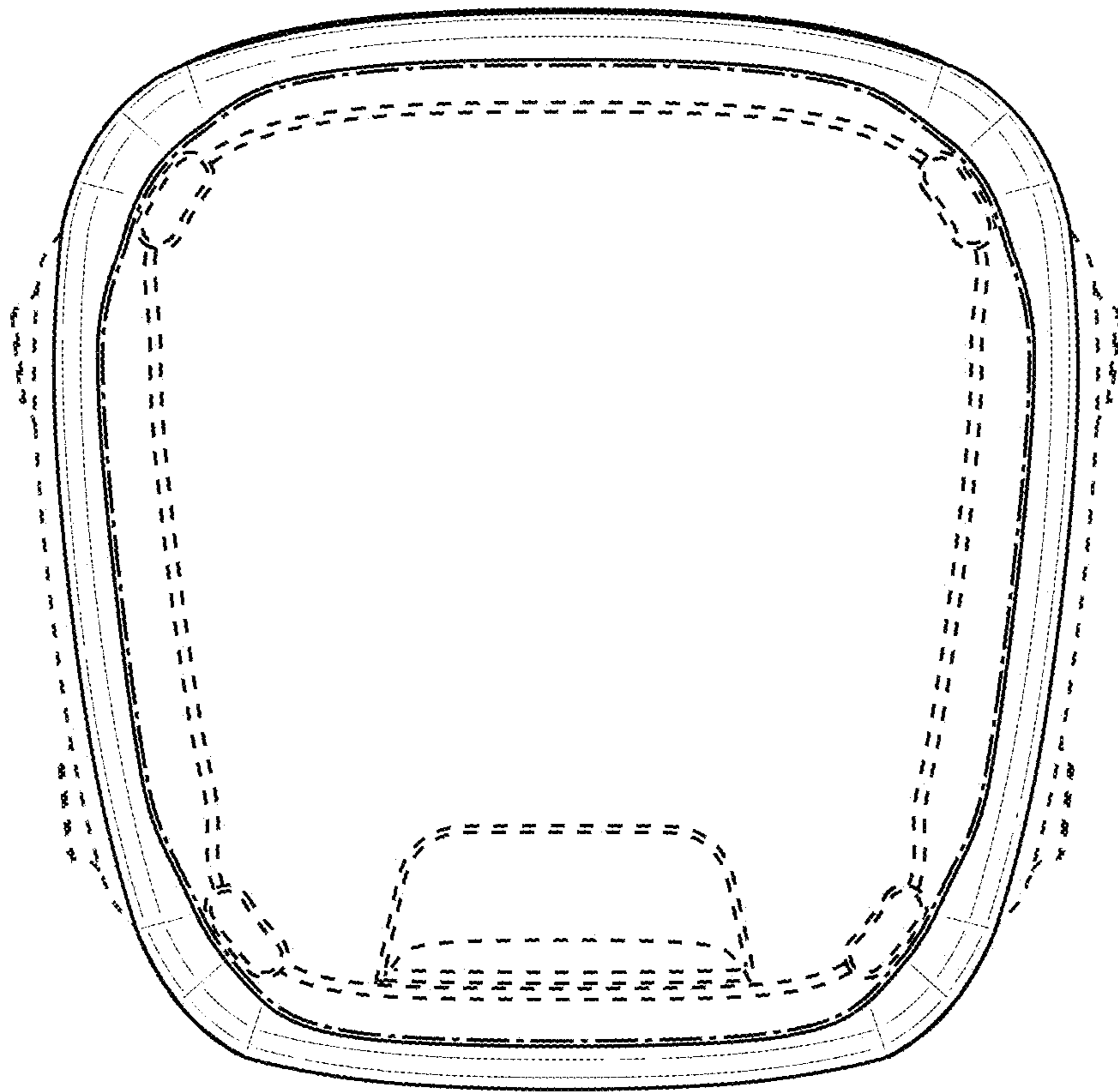


FIG. 7