



US00D908080S

(12) **United States Design Patent**
Kochanek

(10) **Patent No.:** **US D908,080 S**

(45) **Date of Patent:** **** Jan. 19, 2021**

(54) **TIRE TREAD**

(71) Applicant: **COOPER TIRE & RUBBER COMPANY**, Findlay, OH (US)

(72) Inventor: **Zachary Kochanek**, Findlay, OH (US)

(73) Assignee: **COOPER TIRE & RUBBER COMPANY**, Findlay, OH (US)

(**) Term: **15 Years**

(21) Appl. No.: **29/676,390**

(22) Filed: **Jan. 10, 2019**

(51) **LOC (13) Cl.** **12-15**

(52) **U.S. Cl.**
USPC **D12/600**

(58) **Field of Classification Search**
USPC D12/579, 580, 586, 588, 594, 595, 600, D12/601
CPC .. B60C 11/0306; B60C 11/0309; B60C 11/04
See application file for complete search history.

(56) **References Cited**

U.S. PATENT DOCUMENTS

D510,065 S	9/2005	Kuramochi et al.	
D628,958 S	12/2010	Fleckner	
D667,366 S	9/2012	Sareen	
D669,843 S *	10/2012	Grote	D12/600
D670,236 S	11/2012	Drake	
D732,467 S	6/2015	Schimmoeller et al.	
D743,880 S	11/2015	Wang et al.	
D754,592 S	4/2016	Tian	
D754,594 S	4/2016	Jacobs et al.	
D763,782 S	8/2016	Dixon et al.	
D778,810 S *	2/2017	Wu	D12/594
D786,786 S	5/2017	In et al.	

D801,261 S	10/2017	Yamakawa et al.	
D805,463 S	12/2017	Akashi et al.	
D820,777 S *	6/2018	Robbins	D12/600
D879,026 S *	3/2020	Kochanek	D12/600

* cited by examiner

Primary Examiner — Robert M. Spear

(74) *Attorney, Agent, or Firm* — Fay Sharpe LLP

(57) **CLAIM**

The ornamental design for a tire tread, as shown and described.

DESCRIPTION

FIG. 1 is a perspective view of a tire including the tire tread of the present application taken generally from the front and a first side of the tire;

FIG. 2 is a front view thereof (and the top, bottom, and rear views are the same based on the repeating nature of the tread design pattern throughout the circumference);

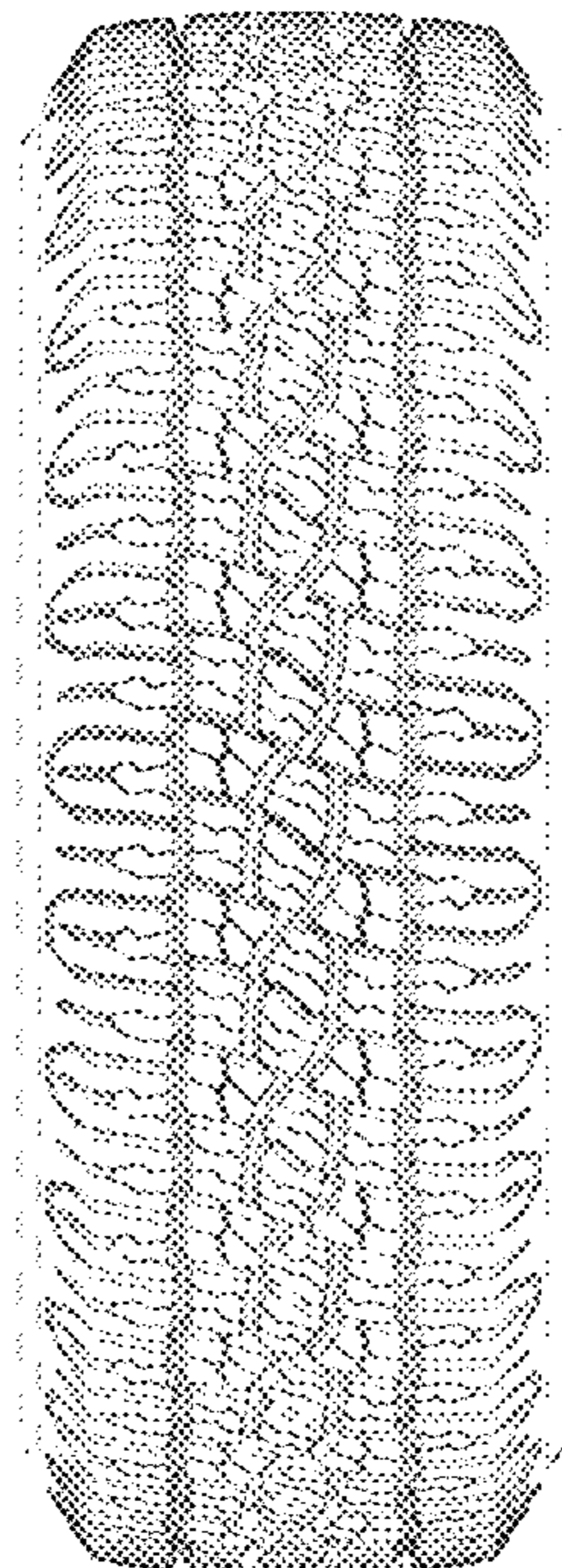
FIG. 3 is the first side view thereof (and the second side is the same as the first side);

FIG. 4 is an enlarged, partial perspective view thereof taken generally from the front and the first side of the tire;

FIG. 5 is an enlarged, partial front view thereof; and, FIG. 6 is an enlarged, partial side view thereof.

The claimed design extends to the broken line nearest the ground engaging tread surface but does not include that broken line; the broken lines depict subject matter that forms no part of the claimed tire tread design, and are included for the purpose of illustrating the full tire. Likewise, the tire interior forms no part of the claim. The tread pattern is understood to repeat throughout the circumference of the tire.

1 Claim, 6 Drawing Sheets



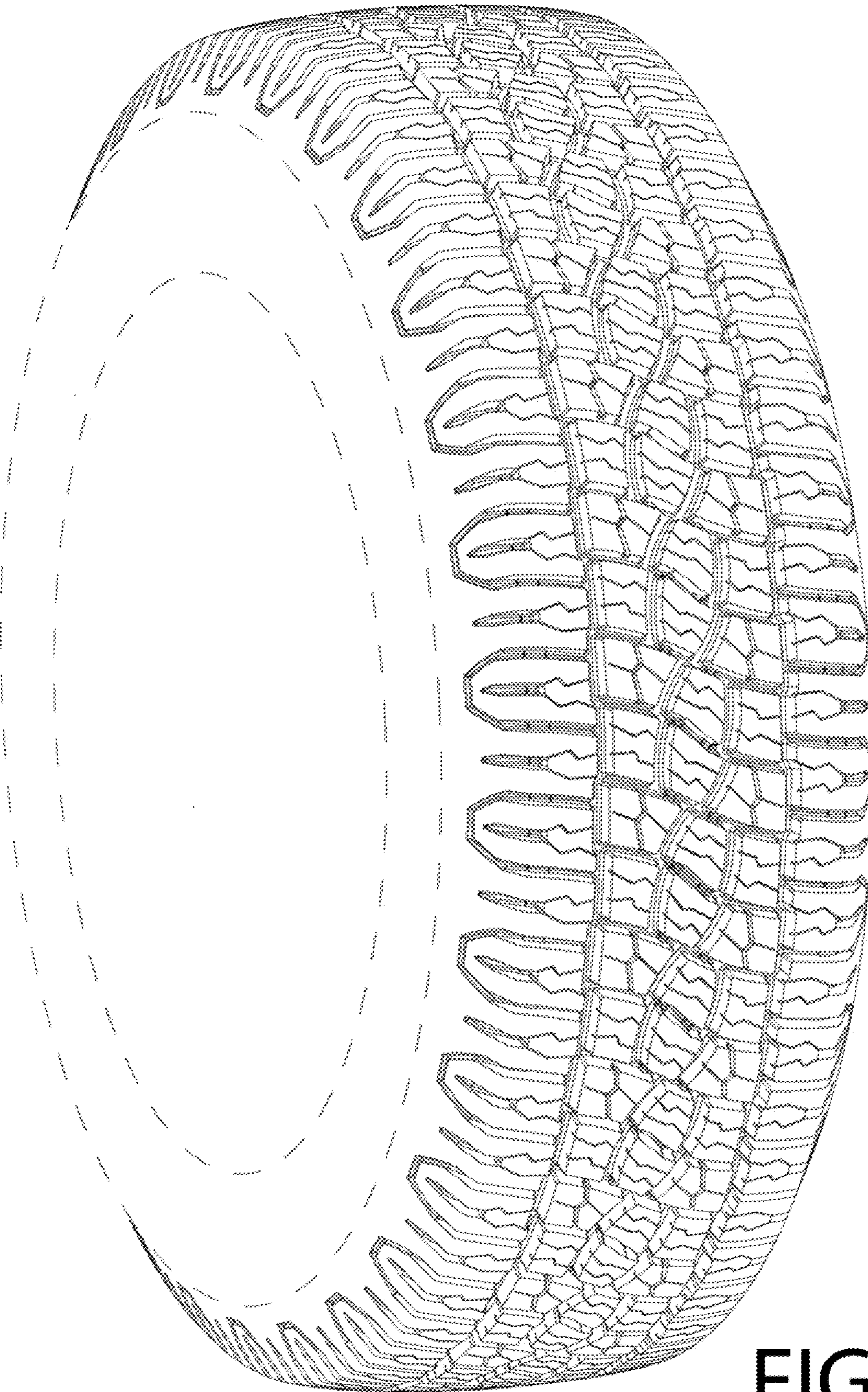


FIG.1

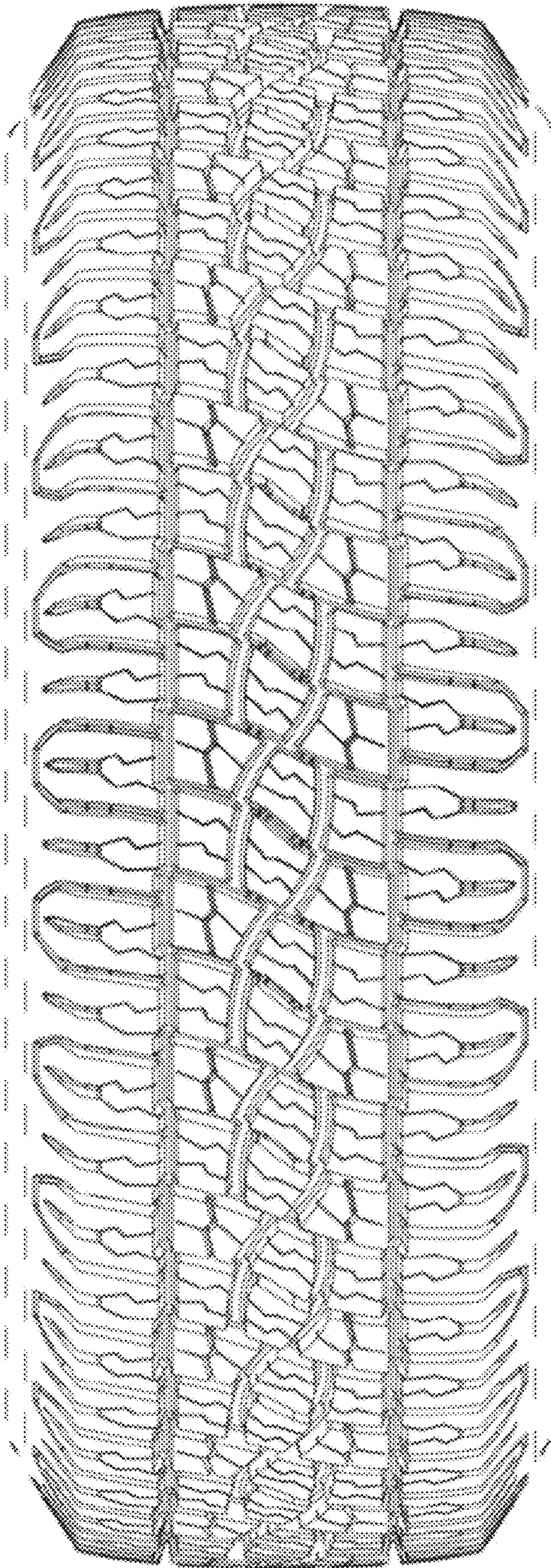


FIG.2




FIG.3

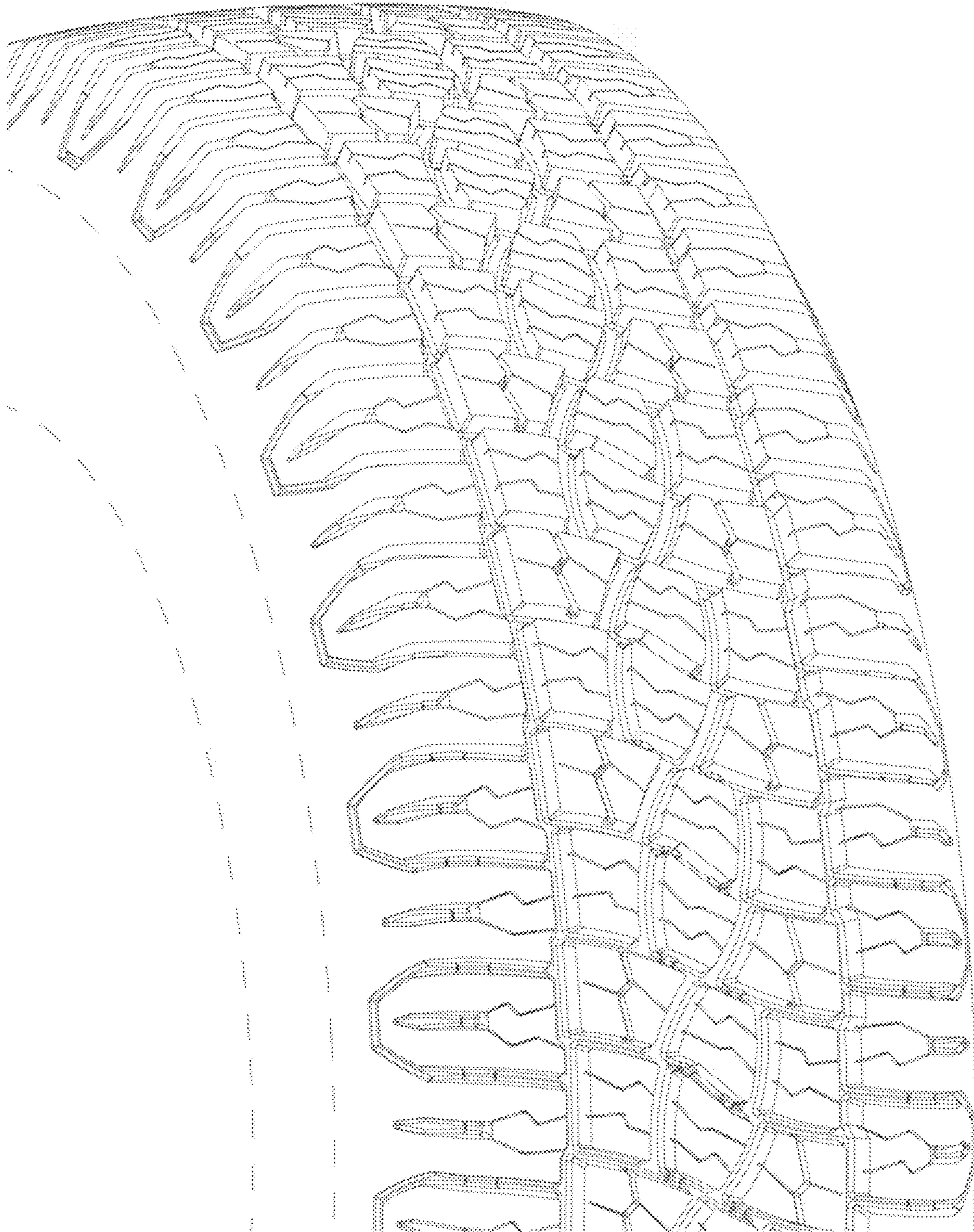


FIG.4

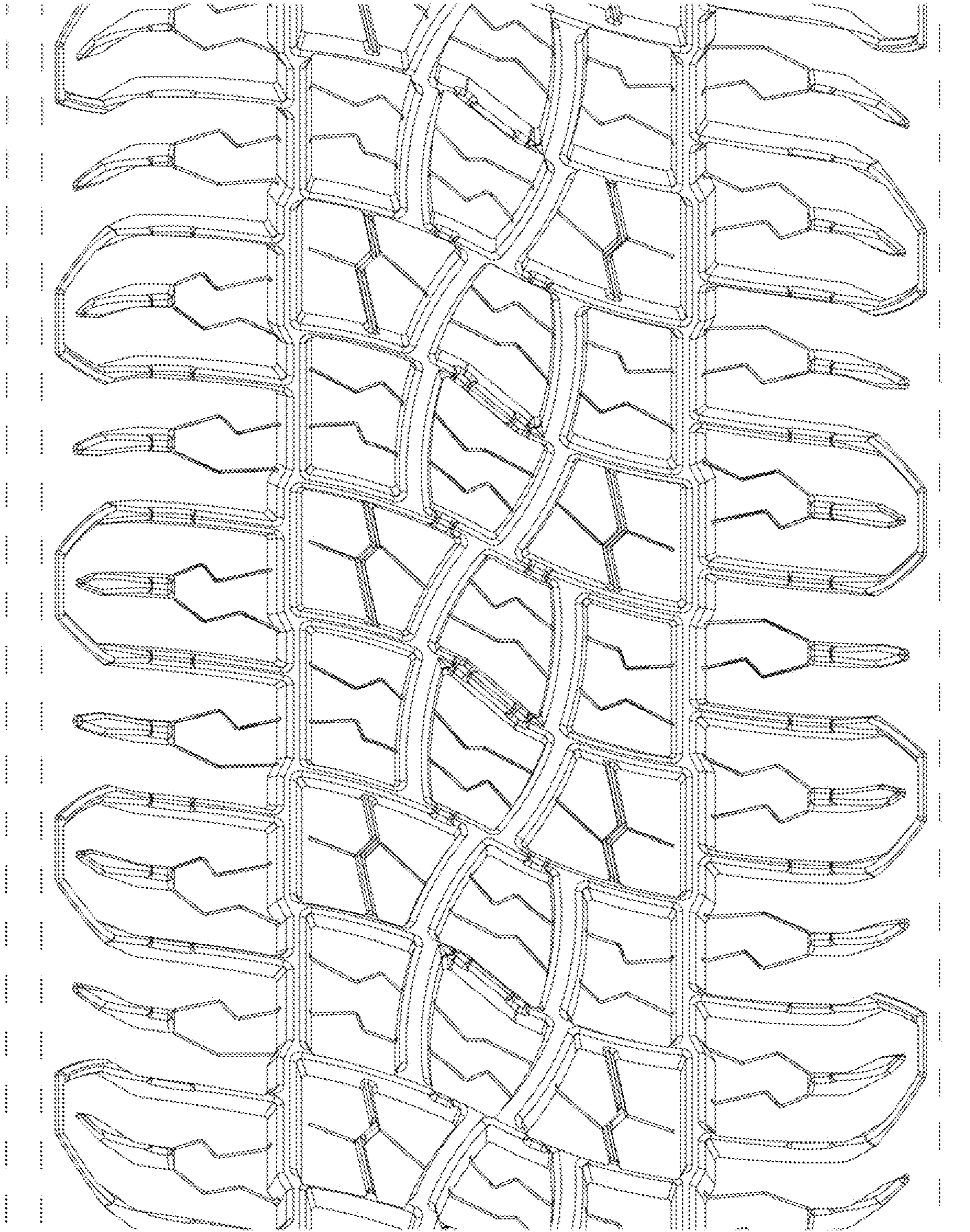


FIG.5




FIG.6