



US00D908076S

(12) **United States Design Patent**  
**Okawara**

(10) **Patent No.:** **US D908,076 S**

(45) **Date of Patent:** **\*\* Jan. 19, 2021**

(54) **TIRE FOR AUTOMOBILE**

D818,934 S \* 5/2018 Kanematsu ..... D12/521  
D826,137 S \* 8/2018 Mishima ..... D12/521  
D826,138 S \* 8/2018 Yamaoka ..... D12/521

(71) Applicant: **SUMITOMO RUBBER INDUSTRIES, LTD.**, Kobe (JP)

\* cited by examiner

(72) Inventor: **Renya Okawara**, Kobe (JP)

*Primary Examiner* — Robert M. Spear

(73) Assignee: **SUMITOMO RUBBER INDUSTRIES, LTD.**, Kobe (JP)

(74) *Attorney, Agent, or Firm* — Birch, Stewart, Kolasch & Birch, LLP

(\*\*) Term: **15 Years**

(21) Appl. No.: **29/725,681**

(22) Filed: **Feb. 26, 2020**

(51) **LOC (13) Cl.** ..... **12-15**

(52) **U.S. Cl.**  
USPC ..... **D12/521**

(58) **Field of Classification Search**  
USPC ..... D12/515, 517, 518, 519, 520, 521, 523,  
D12/524, 527, 528, 531, 532  
CPC ..... B60C 3/06; B60C 9/17; B60C 11/0304  
See application file for complete search history.

(56) **References Cited**

U.S. PATENT DOCUMENTS

D561,683 S \* 2/2008 Kiwaki ..... D12/519  
D735,637 S \* 8/2015 Hughes ..... D12/521

(57) **CLAIM**

The ornamental design for a tire for automobile, as shown and described.

**DESCRIPTION**

FIG. 1 is a front perspective view of a tire for automobile showing my new design;  
FIG. 2 is a front view thereof;  
FIG. 3 is a left side view thereof;  
FIG. 4 is a rear view thereof;  
FIG. 5 is a right side view thereof;  
FIG. 6 is a bottom view thereof;  
FIG. 7 is a top view thereof; and,  
FIG. 8 is a partial enlarged view of FIG. 2.

**1 Claim, 8 Drawing Sheets**





FIG. 1




FIG. 2




FIG. 3




FIG. 4




FIG. 5




FIG. 6




FIG. 7






FIG. 8