



US00D908058S

(12) **United States Design Patent**  
**Mukti**

(10) **Patent No.:** **US D908,058 S**

(45) **Date of Patent:** **\*\* Jan. 19, 2021**

(54) **VEHICLE WHEEL**

(71) Applicant: **Quarsa, LLC**, Chino, CA (US)

(72) Inventor: **Ali Mukti**, Surabaya (ID)

(73) Assignee: **QUARSA, LLC**, Chino, CA (US)

(\*\*) Term: **15 Years**

(21) Appl. No.: **29/687,822**

(22) Filed: **Apr. 16, 2019**

(51) **LOC (13) Cl.** ..... **12-16**

(52) **U.S. Cl.**  
USPC ..... **D12/209**

(58) **Field of Classification Search**

USPC ..... D12/204–213; D21/563  
CPC .... B60B 7/00; B60B 7/02; B60B 7/04; B60B  
7/01; B60B 7/06; B60B 3/02; B60B 3/04;  
B60B 3/06; B60B 3/10; B60B 1/00;  
B60B 1/08; B60B 1/10; B60B 1/12

See application file for complete search history.

(56) **References Cited**

**U.S. PATENT DOCUMENTS**

D578,458 S	*	10/2008	Cortes	.....	D12/211
D586,715 S	*	2/2009	Cortes	.....	D12/211
D624,863 S	*	10/2010	Zhao	.....	D12/211
D656,450 S	*	3/2012	Zhao	.....	D12/211
D727,829 S	*	4/2015	Chung	.....	D12/211
D736,135 S	*	8/2015	Grake	.....	D12/211
D737,191 S	*	8/2015	Chung	.....	D12/211

D763,163 S	*	8/2016	Chung	.....	D12/211
D763,772 S	*	8/2016	Chung	.....	D12/211
D776,597 S	*	1/2017	Zhao	.....	D12/211
D783,498 S	*	4/2017	Platto	.....	D12/211
D787,407 S	*	5/2017	Chung	.....	D12/211
D790,427 S	*	6/2017	Palana	.....	D12/211
D823,777 S	*	7/2018	Ninov	.....	D12/211
D833,950 S	*	11/2018	Sempek	.....	D12/211
D840,903 S	*	2/2019	Schittko	.....	D12/211
D848,927 S	*	5/2019	Kleinschuster	.....	D12/211
D849,658 S	*	5/2019	Licklitter	.....	D12/211
D850,349 S	*	6/2019	Licklitter	.....	D12/209
D852,111 S	*	6/2019	Kong	.....	D12/211
D868,664 S	*	12/2019	Dewitt	.....	D12/211
D885,287 S	*	5/2020	Mukti	.....	D12/209
D889,372 S	*	7/2020	Williams	.....	D12/211
D892,701 S	*	8/2020	Cox	.....	D12/209
D894,076 S	*	8/2020	Lee	.....	D12/209

\* cited by examiner

*Primary Examiner* — Stacia A Cadmus

(74) *Attorney, Agent, or Firm* — Snell & Wilmer LLP


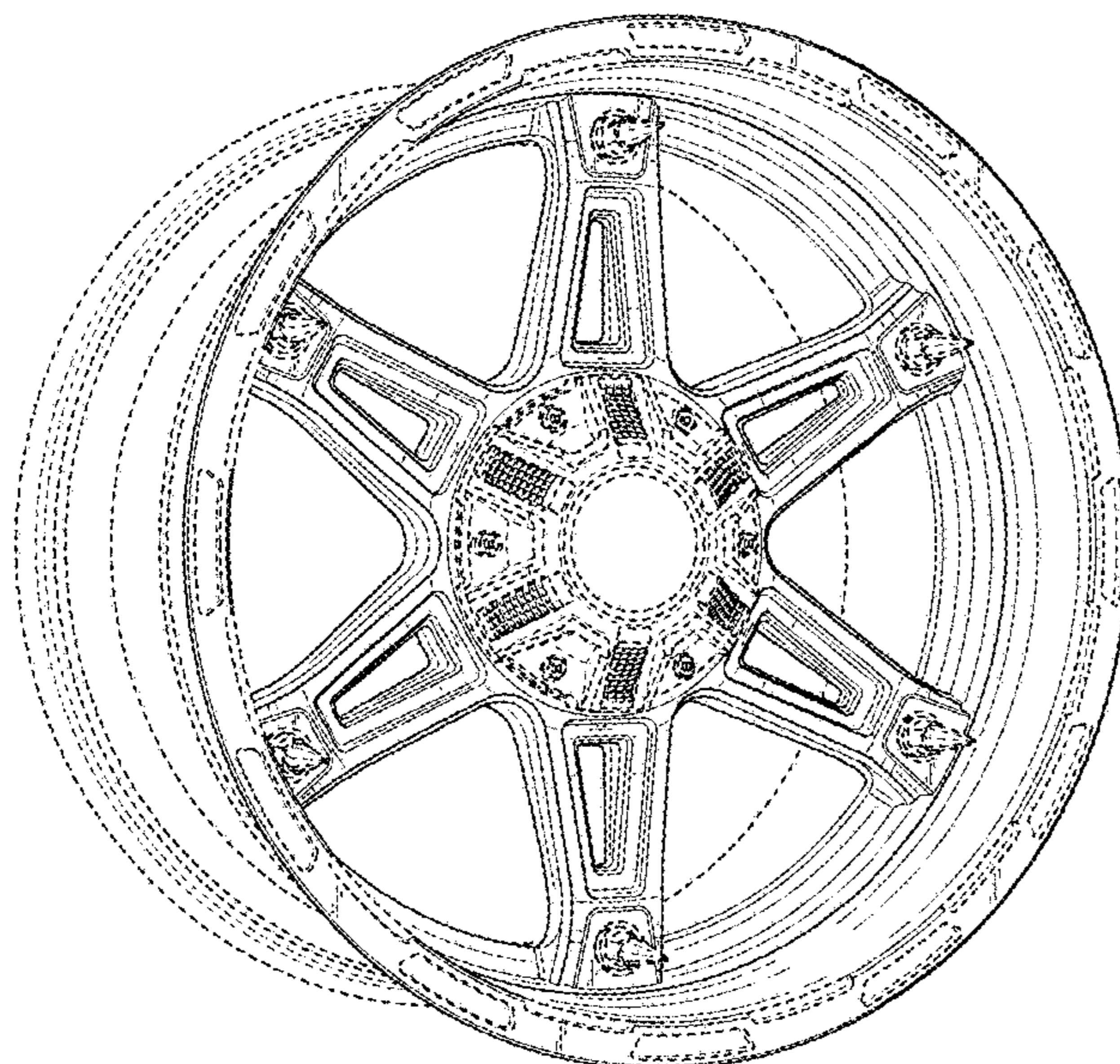
(57) **CLAIM**

I claim the ornamental design for a vehicle wheel, as shown and described.

**DESCRIPTION**

FIG. 1 is a perspective view of the vehicle wheel showing my new design; and, FIG. 2 is a front view of the vehicle wheel. In the drawings, the portions of the wheel shown in broken lines form no part of the claimed design.

**1 Claim, 2 Drawing Sheets**



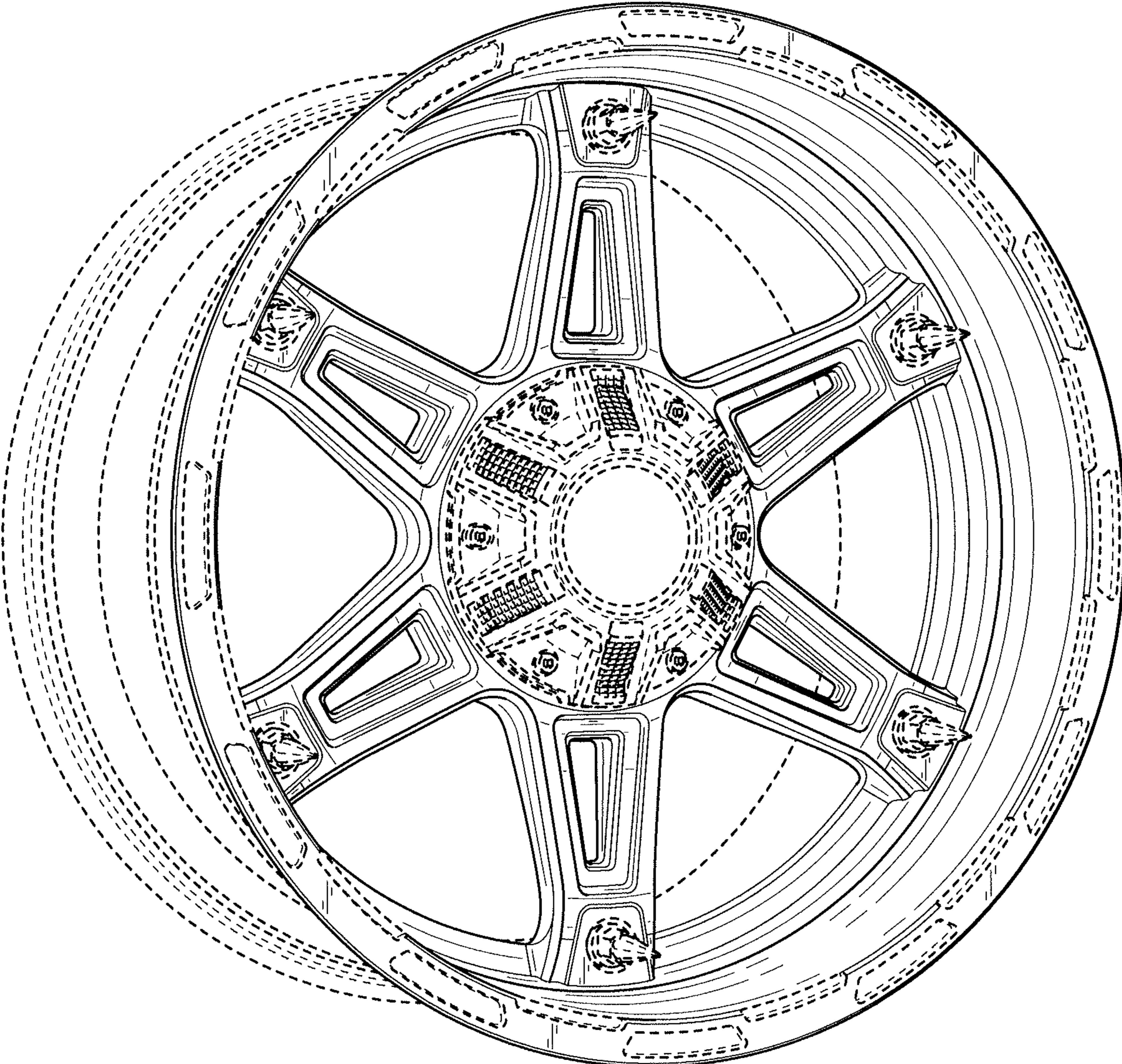


FIG. 1




FIG. 2