



US00D908024S

(12) **United States Design Patent** (10) **Patent No.:** **US D908,024 S**
Dominguez (45) **Date of Patent:** **** Jan. 19, 2021**

(54) **PENDANT**

(71) Applicant: **Harry Winston SA**, Plan-les-Ouates (CH)

(72) Inventor: **Emmanuelle Dominguez**, Plan-les-Ouates (CH)

(73) Assignee: **Harry Winston SA**, Plan-les-Ouates (CH)

(**) Term: **15 Years**

(21) Appl. No.: **29/701,849**

(22) Filed: **Aug. 15, 2019**

(30) **Foreign Application Priority Data**

Feb. 22, 2019 (WO) 80727

(51) **LOC (13) Cl.** **11-01**

(52) **U.S. Cl.**
USPC **D11/79**

(58) **Field of Classification Search**

USPC D11/1-18, 26, 30, 39, 40-49, 56, 57, 58,
D11/60, 61, 64, 72, 75, 76, 78-86,
D11/95-100, 102-103, 115, 116, 65;
D28/77, 81, 82, 85, 88-89, 90

CPC .. A44C 1/00; A44C 3/00; A44C 3/001; A44C
3/004; A44C 3/005; A44C 5/00; A44C
5/02; A44C 7/00; A44C 7/002; A44C
7/003; A44C 7/004; A44C 7/005; A44C
7/006; A44C 7/007; A44C 7/008; A44C
9/00; A44C 9/0007; A44C 9/0015; A44C
9/0023; A44C 9/003; A44C 15/00; A44C
15/0015; A44C 15/002; A44C 15/0025;
A44C 15/005; A44C 15/0055; A44C
21/00; A44C 23/00; A44C 25/00; A44C
25/001; A44C 25/002; A44C 25/005;
A44C 25/007; A44C 25/008

See application file for complete search history.

(56) **References Cited**

U.S. PATENT DOCUMENTS

D11,455 S *	10/1879	Fairchild	D19/121
1,446,894 A *	2/1923	Foley	B65D 47/283 222/162
D64,250 S *	3/1924	Jaroslowski-Fioret	D28/90
D65,875 S *	10/1924	Tompkins	D28/88
D95,813 S *	6/1935	Ganz	D28/90
D140,450 S *	2/1945	Rubel	D28/77
D152,216 S *	12/1948	Quethera	D11/2
D154,106 S *	6/1949	Donati	D28/90
D155,445 S *	10/1949	Orenick	D28/90
D183,933 S *	11/1958	Katz	D11/25
D308,951 S *	7/1990	Rinck	D11/79
D309,044 S *	7/1990	McCready	D11/75
5,203,182 A *	4/1993	Wiriath	A44C 5/00 138/110
D575,664 S *	8/2008	Greer	D11/86
D806,583 S *	1/2018	Dominguez	D10/30
D896,682 S *	9/2020	Rohde	D11/79

* cited by examiner

Primary Examiner — Michelle E. Wilson

Assistant Examiner — Tracey J Bell

(74) *Attorney, Agent, or Firm* — Blank Rome LLP


(57) **CLAIM**

The ornamental design for a pendant, as shown and described.

DESCRIPTION

FIG. 1 is a front view of a pendant of the present design;
FIG. 2 is a rear view thereof
FIG. 3 is a top view thereof;
FIG. 4 is a bottom view thereof;
FIG. 5 is a right side view thereof;
FIG. 6 is a left side view thereof; and
FIG. 7 is a top perspective view thereof; and,
FIG. 8 is a bottom perspective view thereof.

1 Claim, 8 Drawing Sheets






FIG 1




FIG 2




FIG 3

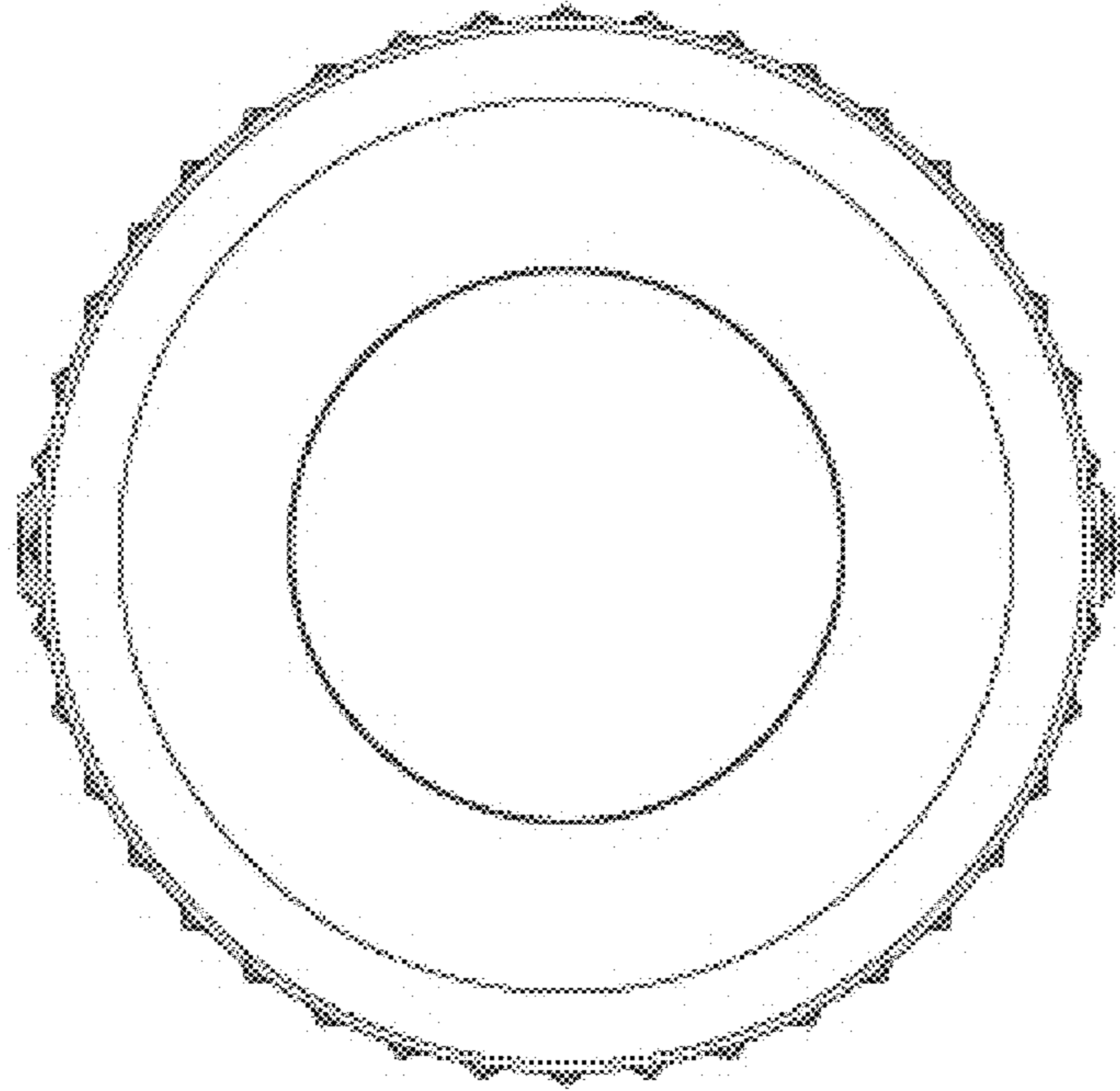


FIG 4




FIG 5




FIG 6

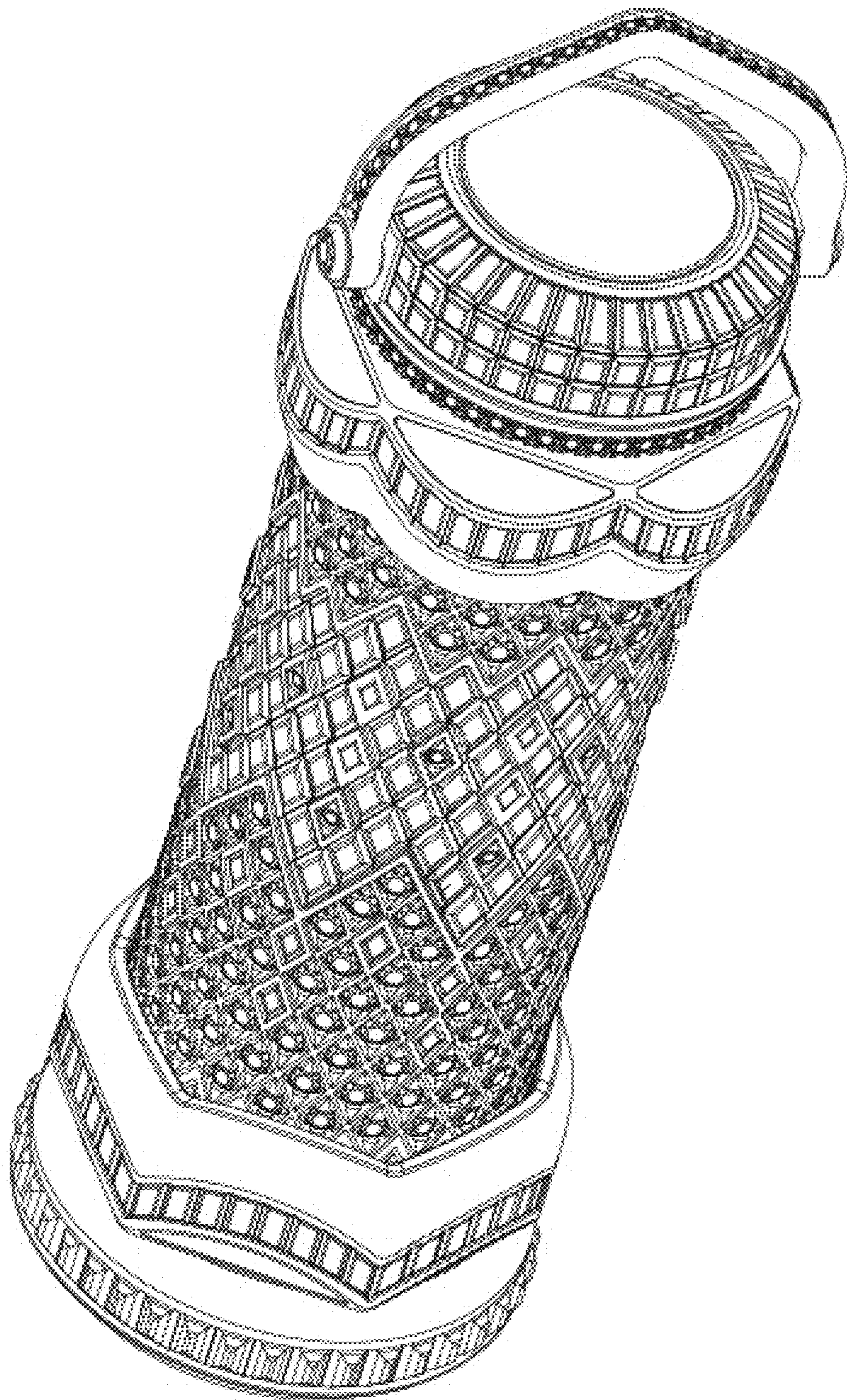


FIG 7

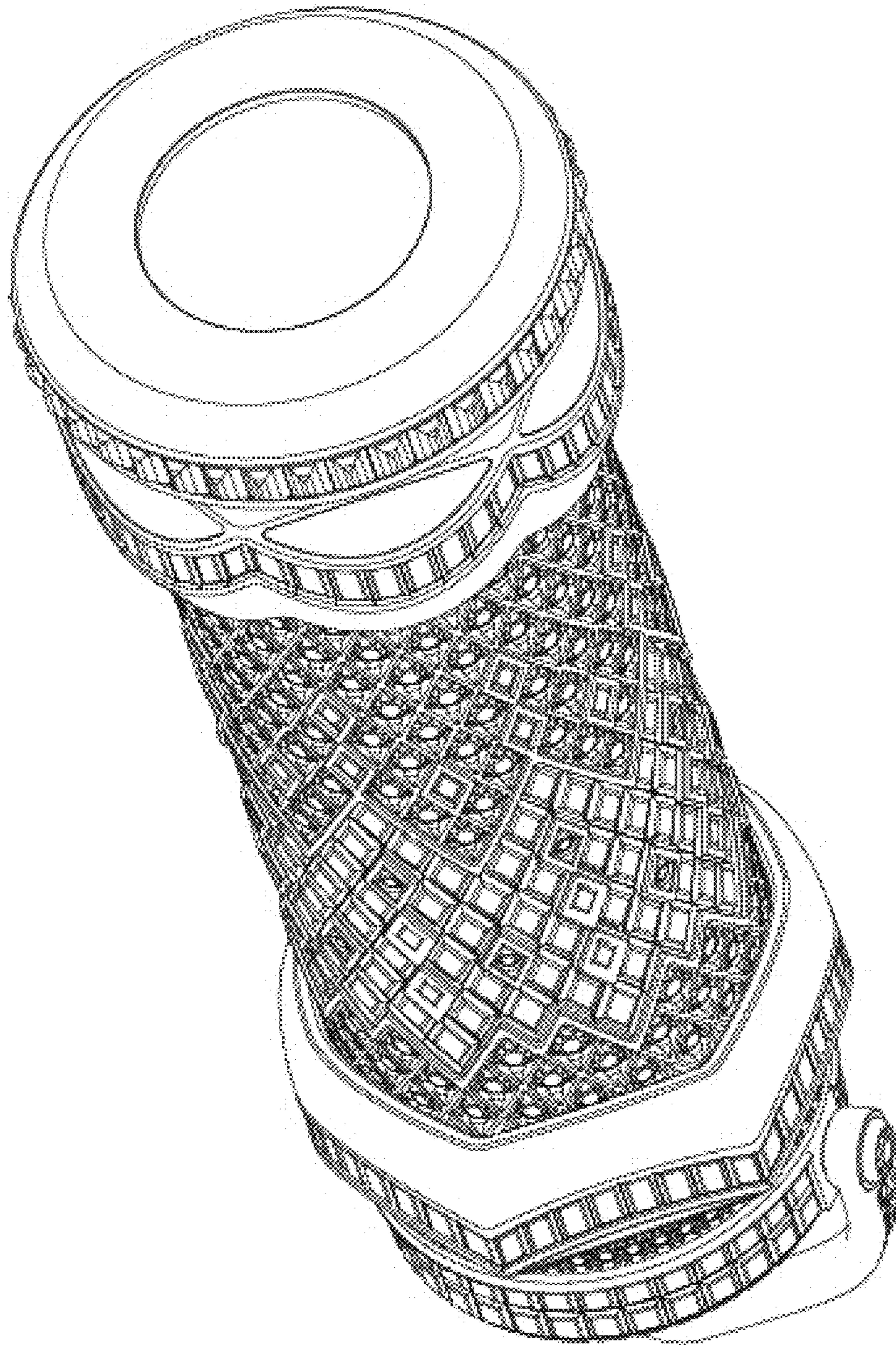


FIG 8