



US00D908021S

(12) **United States Design Patent** (10) **Patent No.:** **US D908,021 S**
Lu (45) **Date of Patent:** **** Jan. 19, 2021**

(54) **TIRE PRESSURE TESTER**

(56) **References Cited**

(71) Applicant: **AUTEL INTELLIGENT TECHNOLOGY CORP., LTD.,**
Guangdong (CN)

(72) Inventor: **Boming Lu,** Guangdong (CN)

(73) Assignee: **AUTEL INTELLIGENT TECHNOLOGY CORP., LTD.,**
Shenzhen (CN)

(**) Term: **15 Years**

(21) Appl. No.: **29/689,514**

(22) Filed: **Apr. 30, 2019**

(30) **Foreign Application Priority Data**

Dec. 5, 2018 (CN) 2018 3 0700584

(51) **LOC (13) Cl.** **10-04**

(52) **U.S. Cl.**
USPC **D10/86**

(58) **Field of Classification Search**

USPC D10/78, 86
CPC . B60C 23/0408; B60C 23/0494; G01L 7/043;
G01L 7/00-7/24; G01L 13/00-13/06;
G01L 15/00; G01L 17/00-17/005; G01L
19/00-19/16; G01L 23/00-23/32; G01L
27/00-23/02; G05D 16/00-16/2093;
G05D 7/00-7/0694; G05D 1/00-11/16;
G05D 13/00-13/66; G05D 23/00; G05D
23/32

See application file for complete search history.

U.S. PATENT DOCUMENTS

4,748,845	A *	6/1988	Rocco	G01L 17/00	340/446
D300,729	S *	4/1989	Skaggs	D10/86	
D395,835	S *	7/1998	Okuyama	D10/78	
D446,736	S *	8/2001	Chen	D10/78	
6,385,554	B1 *	5/2002	Wu	G01L 17/00	702/122
7,225,667	B2 *	6/2007	Chen	G01L 17/00	340/442
7,251,992	B2 *	8/2007	Petrucelli	G01L 17/00	340/442
D580,805	S *	11/2008	Lagerberg	G01L 17/00	D10/78
7,721,592	B2 *	5/2010	Bucknell	G01L 17/00	73/146.8

* cited by examiner

Primary Examiner — Antoine Duval Davis

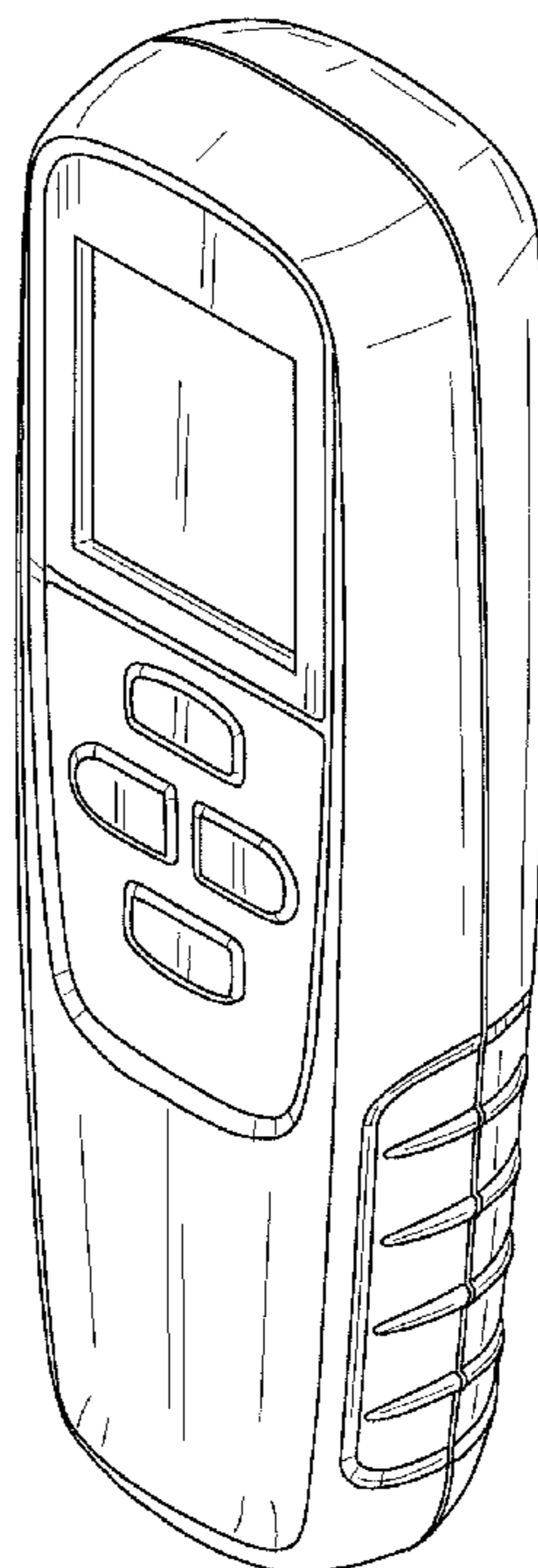
(57) **CLAIM**

I claim the ornamental design for a tire pressure tester, as shown and described.

DESCRIPTION

FIG. 1 is a front elevational view of a tire pressure tester showing our new design;
FIG. 2 is a back elevational view thereof;
FIG. 3 is a left side elevational view thereof;
FIG. 4 is a right side elevational view thereof;
FIG. 5 is a top plan view thereof;
FIG. 6 is a bottom plan view thereof; and,
FIG. 7 is a perspective view thereof.

1 Claim, 6 Drawing Sheets



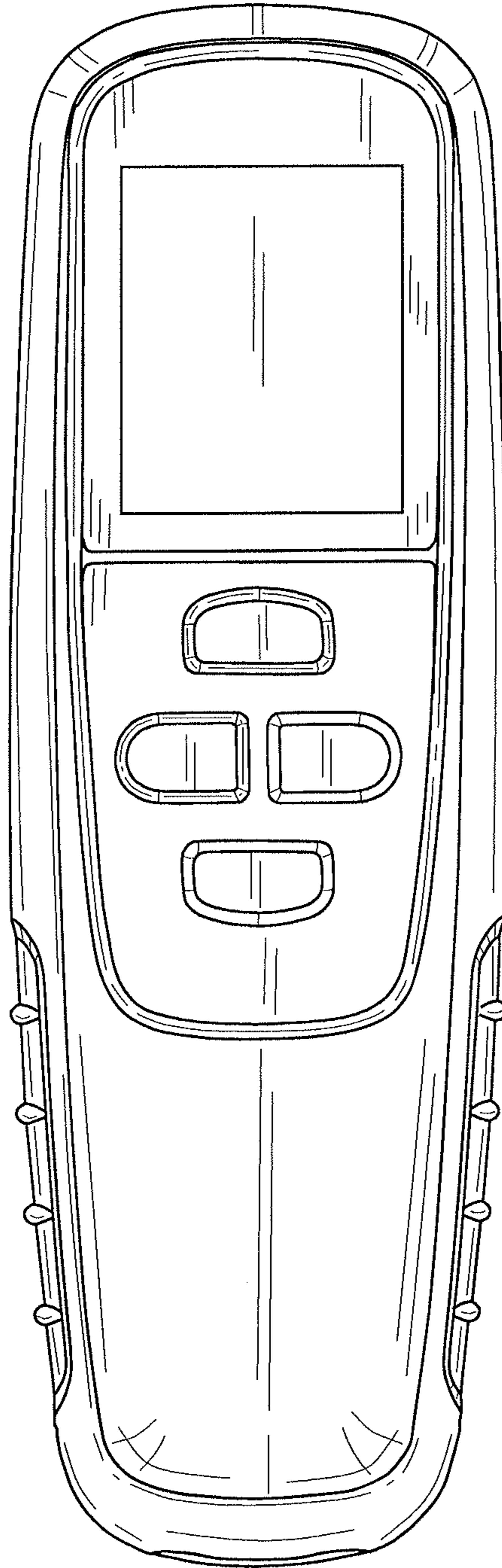


FIG. 1




FIG. 2

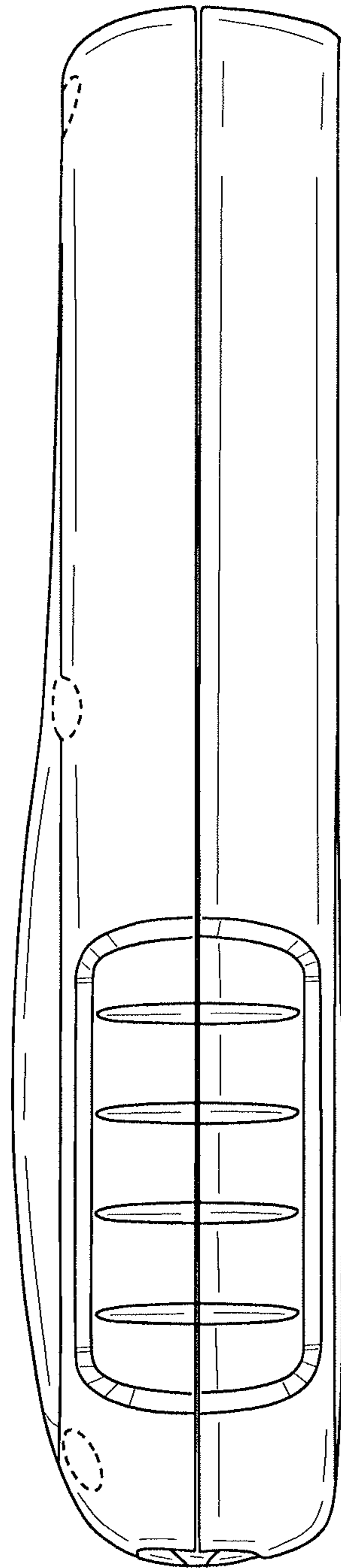


FIG. 3

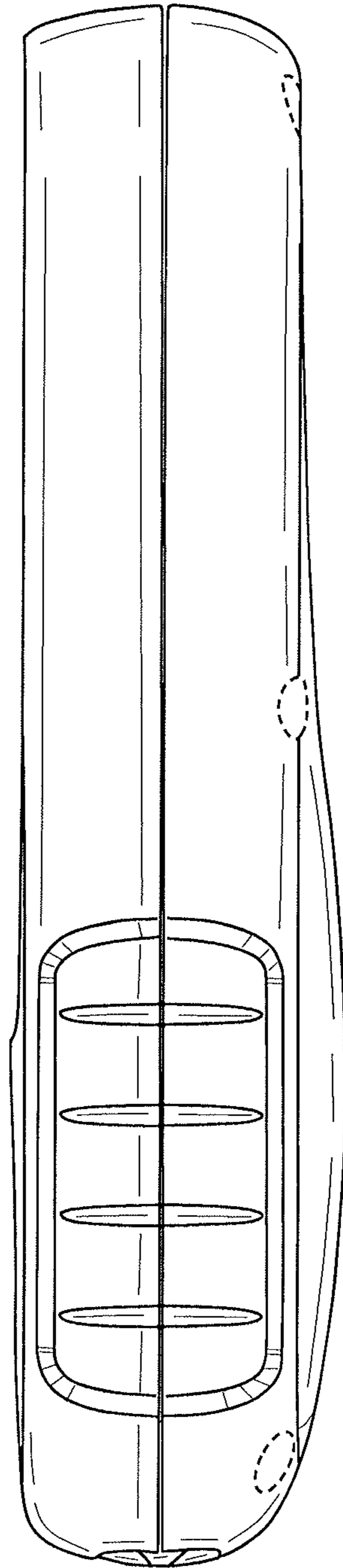


FIG. 4

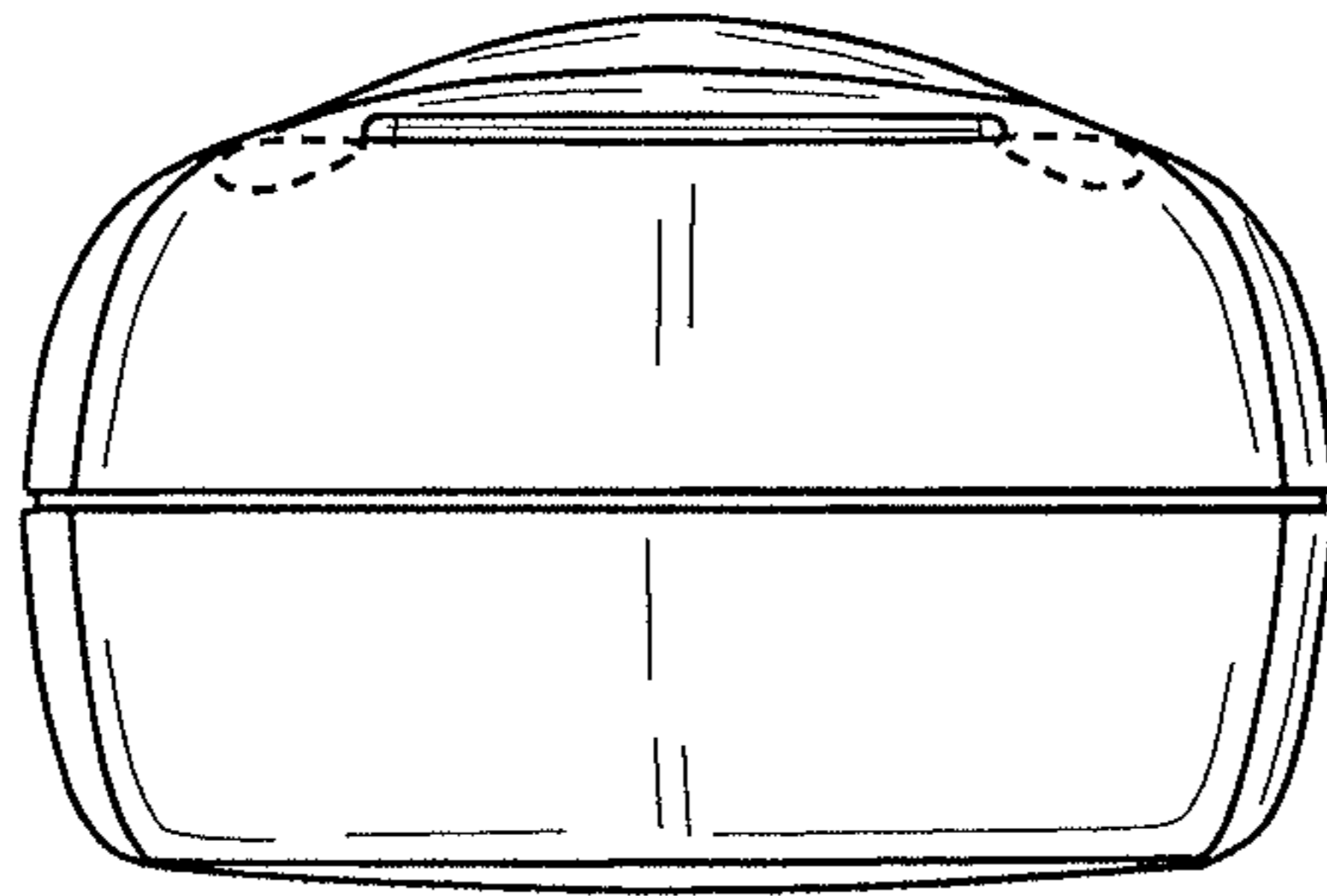


FIG. 5

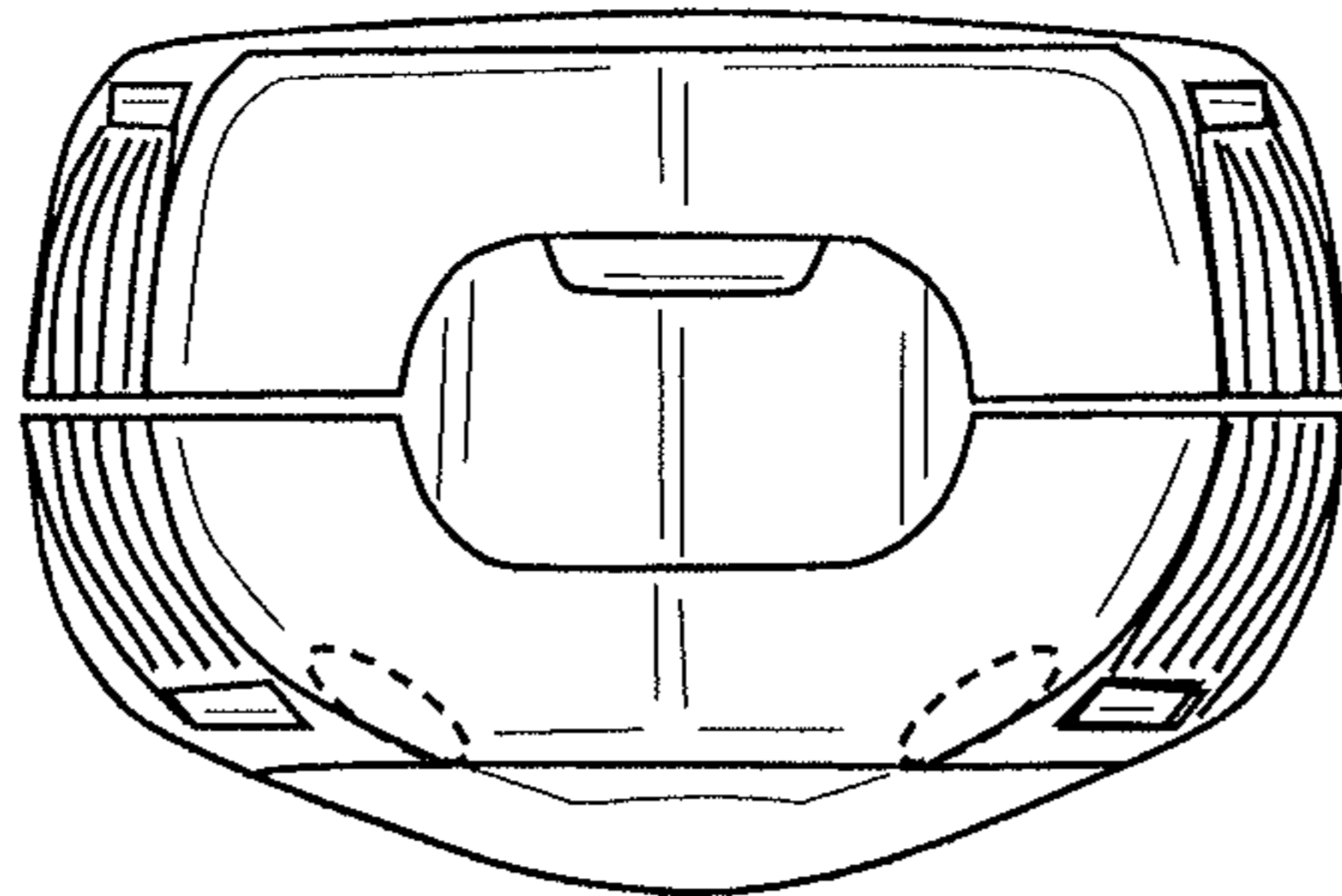


FIG. 6

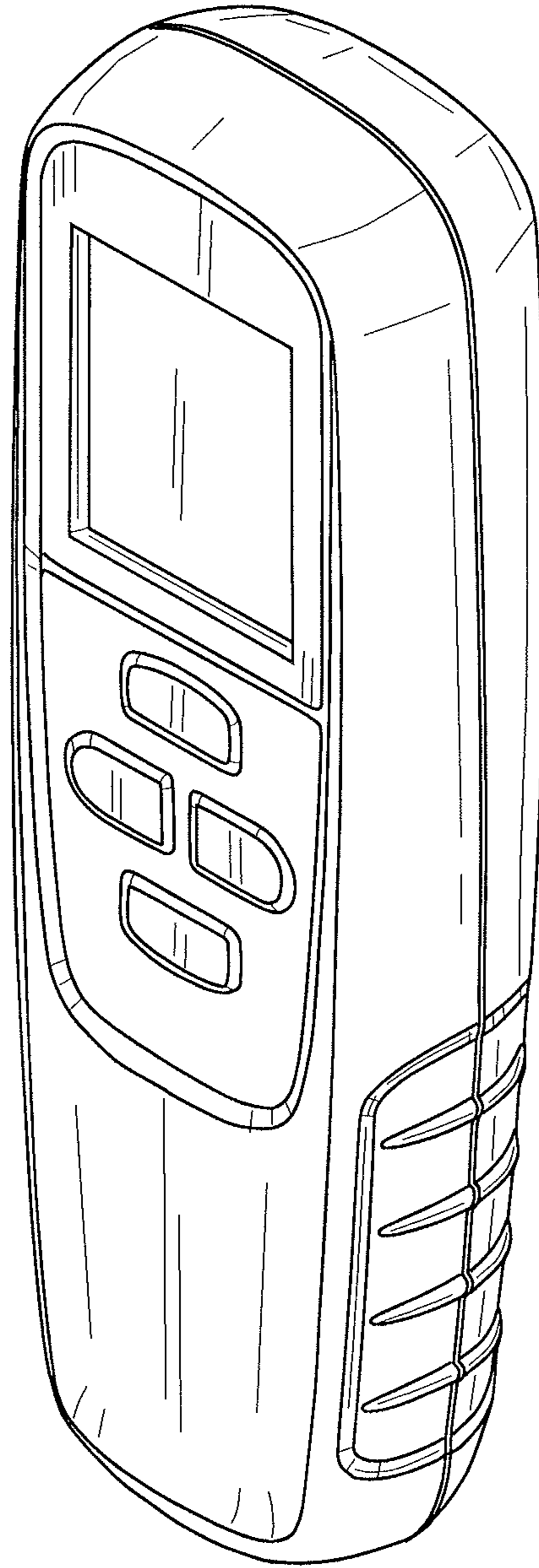


FIG. 7