



US00D908014S

(12) **United States Design Patent** (10) **Patent No.:** **US D908,014 S**
Robling et al. (45) **Date of Patent:** **** Jan. 19, 2021**

(54) **CONTAINER**

FOREIGN PATENT DOCUMENTS

(71) Applicant: **The Folger Coffee Company**, Orrville, OH (US)

CA 142447 5/2012
CA 142448 5/2012

(Continued)

(72) Inventors: **Darren Robling**, Seville, OH (US);
Justin Dean Eakes, Olathe, KS (US);
Matthew Milton Hutcherson, Kansas City, MO (US); **Jeffrey Kissinger**, Wadsworth, OH (US); **James Christopher Dorn**, Sterling, OH (US)

OTHER PUBLICATIONS

Corresponding Design U.S. Appl. No. 29/393,230, filed Feb. 7, 2017.

(Continued)

(73) Assignee: **THE FOLGER COFFEE COMPANY**, Orrville, OH (US)

Primary Examiner — Brett Miller

Assistant Examiner — Rani J Abdallah

(**) Term: **15 Years**

(74) *Attorney, Agent, or Firm* — Michael A. Olshavsky; Christopher L. Smith

(21) Appl. No.: **29/671,529**

(57) **CLAIM**

(22) Filed: **Nov. 28, 2018**

We claim an ornamental design for a container, as shown and described.

(51) **LOC (13) Cl.** **09-01**

(52) **U.S. Cl.**
USPC **D9/543**; D9/516; D9/542

DESCRIPTION

(58) **Field of Classification Search**
USPC D9/522, 523, 527, 528, 529, 542, 543,
D9/558, 571, 574, 575, 530-541, 516
CPC B65D 1/0223; B65D 2501/0081; B65D
2543/00296; B65D 23/102; B65D
2543/00092

FIG. 1 is a front/left/top perspective view of a container according to a first exemplary embodiment;
FIG. 2 is a front plan view thereof;
FIG. 3 is a rear plan view thereof;
FIG. 4 is a left side plan view thereof;
FIG. 5 is a right side plan view thereof;
FIG. 6 is a top plan view thereof; and,
FIG. 7 is a bottom plan view thereof.

See application file for complete search history.

The inside surfaces of the container visible in FIGS. 1 and 6 form no part of the claimed design since the inside surfaces are hidden when the container is closed with a lid.

The broken lines immediately adjacent the shaded areas represent the bounds of the claimed designs, while all other broken lines are directed to environment and are for illustrative purposes only; the broken lines form no part of the claimed design.

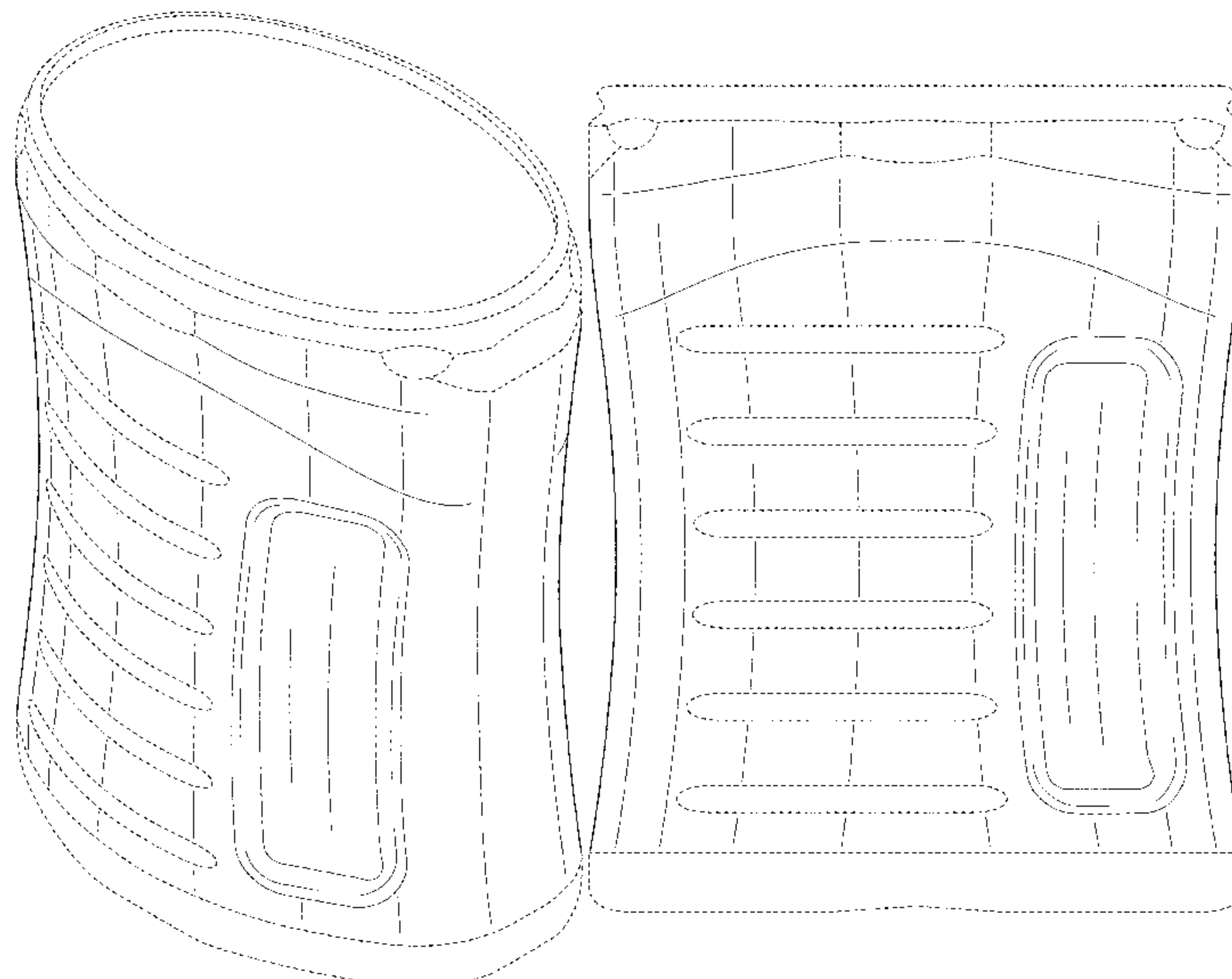
(56) **References Cited**

U.S. PATENT DOCUMENTS

D211,156 S 5/1968 Wilson et al.
D237,853 S 12/1975 Katz
D254,831 S 4/1980 Smith
D287,573 S 1/1987 Tyler
D359,451 S 6/1995 Dees
D413,231 S 8/1999 Loew et al.
6,032,823 A 3/2000 Bacon
D444,067 S * 6/2001 Goettner D9/525

(Continued)

1 Claim, 7 Drawing Sheets



(56)

References Cited

U.S. PATENT DOCUMENTS

D468,203 S 1/2003 Gittins et al.
 D473,140 S 4/2003 Gilliam et al.
 D478,819 S 8/2003 Pfaeffli et al.
 6,722,514 B2 4/2004 Renz
 D504,318 S * 4/2005 Lane D9/529
 D505,331 S * 5/2005 Lane D9/542
 6,889,866 B2 5/2005 Gilliam et al.
 D530,617 S * 10/2006 Little B65D 1/14
 D9/543
 D537,366 S 2/2007 Pedersen
 D543,860 S 6/2007 Pacente et al.
 D548,604 S * 8/2007 Rica D9/545
 D551,026 S * 9/2007 Morgan D7/598
 D553,980 S 10/2007 Verweyst et al.
 D560,440 S * 1/2008 George D9/531
 D568,739 S 5/2008 Darr
 D576,494 S 9/2008 Bakic
 D582,292 S 12/2008 Short et al.
 D582,783 S 12/2008 Little et al.
 D583,248 S 12/2008 Little
 D592,961 S 5/2009 Short et al.
 D598,296 S 8/2009 Serrano Diaz
 D598,781 S 8/2009 Schwartz et al.
 7,594,588 B2 9/2009 Auer
 D604,502 S 11/2009 Lee et al.
 D606,737 S * 12/2009 Lee D9/542
 D607,331 S 1/2010 Booth et al.
 7,644,829 B2 1/2010 Little et al.
 7,694,845 B2 4/2010 Tilton
 D623,064 S * 9/2010 Salmon D9/524
 D624,817 S * 10/2010 Fisher D9/432
 D625,194 S * 10/2010 Thierjung D9/540
 D626,326 S * 11/2010 Verdura D9/529
 7,938,286 B2 5/2011 Vogel et al.
 D640,926 S * 7/2011 Turchi D9/529
 D643,731 S 8/2011 Booth et al.
 8,025,176 B2 9/2011 Little et al.
 D646,173 S * 10/2011 Venkataraman D9/541
 D646,577 S * 10/2011 Turchi D9/529
 D646,966 S 10/2011 Gill et al.
 8,042,704 B2 10/2011 Borowski et al.
 D649,464 S 11/2011 Kissinger et al.
 D649,468 S 11/2011 Kissinger et al.
 D651,526 S 1/2012 Hu et al.
 D661,197 S 6/2012 Kissinger et al.
 D662,422 S * 6/2012 Avakian D9/542
 D669,778 S 10/2012 Houlton et al.
 D669,788 S 10/2012 MacLean et al.
 D677,564 S 3/2013 MacLean et al.
 D679,194 S * 4/2013 Green D9/540

D680,424 S 4/2013 MacLean et al.
 D706,131 S 6/2014 Brooks et al.
 D706,637 S * 6/2014 James D9/449
 D707,563 S * 6/2014 James D9/542
 D708,066 S * 7/2014 Peacock D9/424
 D710,204 S * 8/2014 James D9/529
 D737,683 S 9/2015 Staten et al.
 D743,267 S 11/2015 Rathbone et al.
 D743,268 S 11/2015 Rathbone et al.
 9,216,840 B2 12/2015 Metzger et al.
 D759,490 S 6/2016 Cetnar et al.
 D760,086 S * 6/2016 Heisner D9/550
 9,505,534 B2 11/2016 Mercado et al.
 9,511,890 B2 * 12/2016 Gill B65D 1/10
 D779,332 S * 2/2017 Zuzelski D9/540
 D779,333 S * 2/2017 Zuzelski D9/540
 D783,404 S 4/2017 Frömberg Sina
 D801,808 S 11/2017 Irimia et al.
 D807,170 S 1/2018 Fisher et al.
 D814,884 S 4/2018 Middleton et al.
 D817,767 S 5/2018 Arnold et al.
 D822,494 S 7/2018 Terrasi
 D846,396 S * 4/2019 Robling D9/516
 D850,265 S * 6/2019 Robling D9/516
 2004/0238553 A1 12/2004 Lane et al.
 2005/0173442 A1 8/2005 Gilliam et al.
 2008/0173657 A1 7/2008 Perry et al.
 2011/0006066 A1 1/2011 Vandamme et al.

FOREIGN PATENT DOCUMENTS

CA	174375	6/2018
CA	174376	6/2018
CA	181717	6/2018
CN	ZL201230431077.6	6/2013
MX	38044	2/2013
MX	39444	8/2013

OTHER PUBLICATIONS

Corresponding Design U.S. Appl. No. 29/593,232, filed Feb. 7, 2017.
 Office Action dated Mar. 1, 2018 in corresponding Canadian Patent Application No. 174375.
 Office Action dated Oct. 31, 2017 in corresponding Canadian Patent Application No. 174375.
 Office Action dated Oct. 31, 2017 in corresponding Canadian Patent Application No. 174376.
 Office Action/Restriction Requirement dated Sep. 7, 2018 in corresponding Design U.S. Appl. No. 29/593,232, filed Feb. 7, 2017.

* cited by examiner

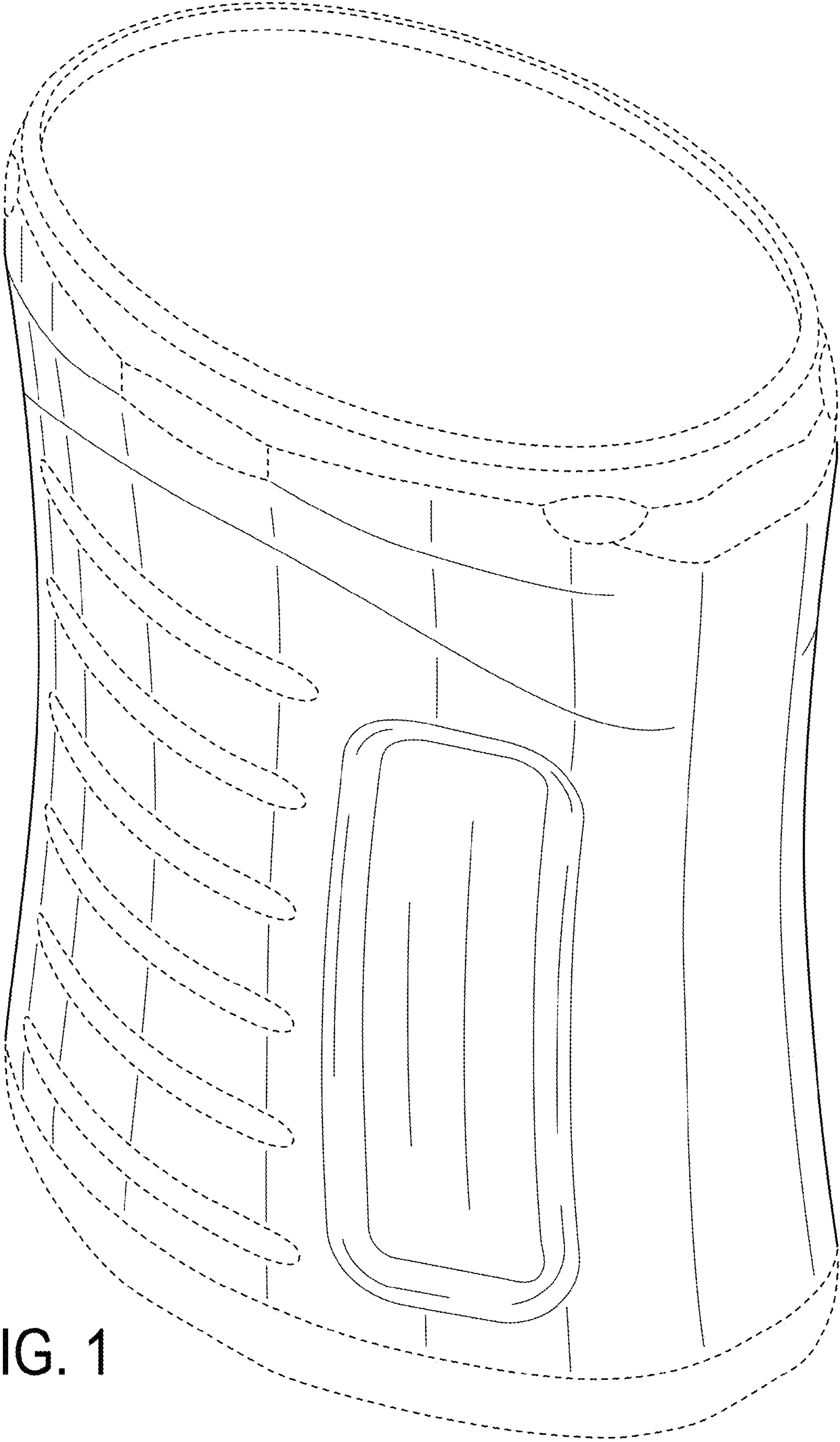


FIG. 1

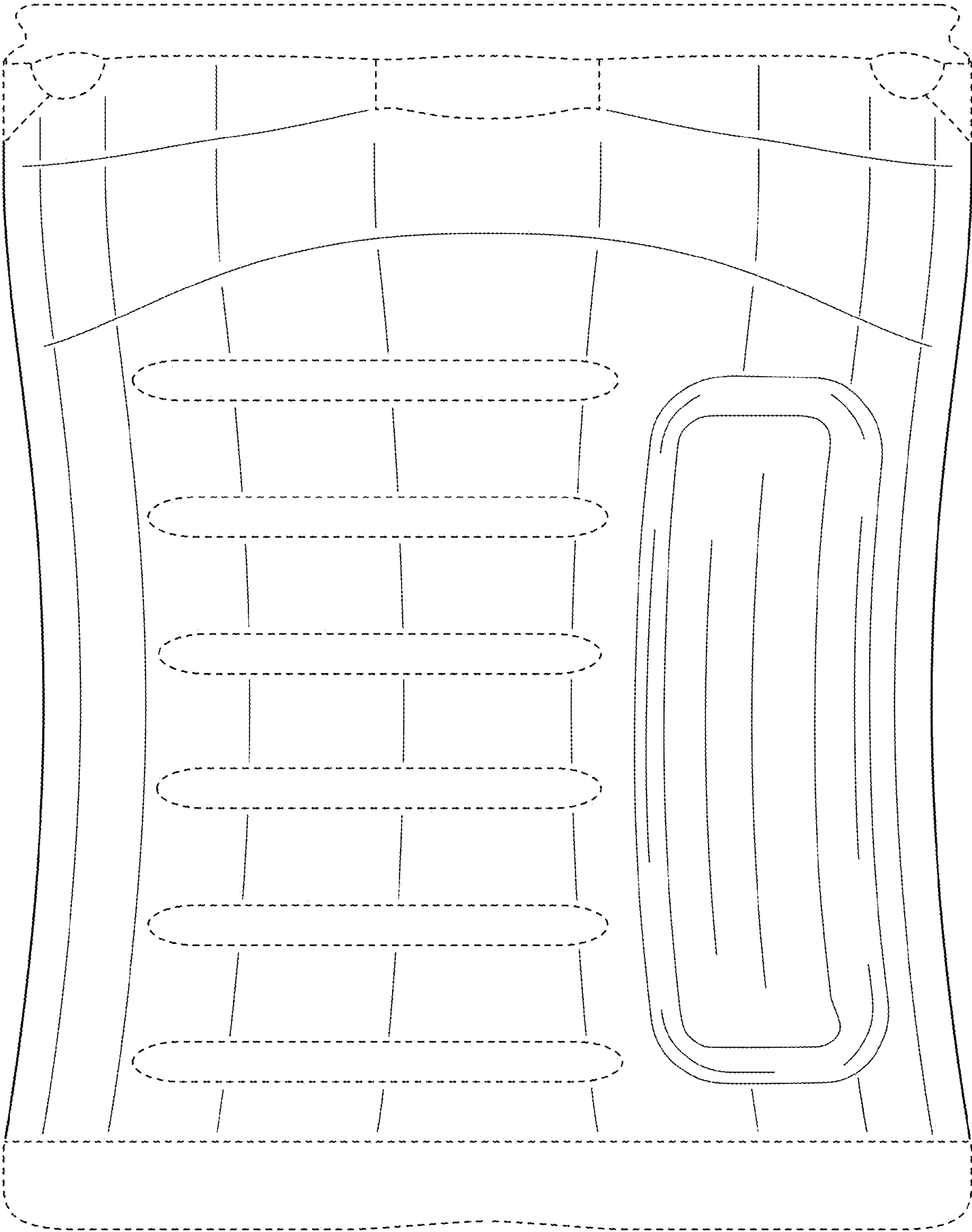


FIG. 2

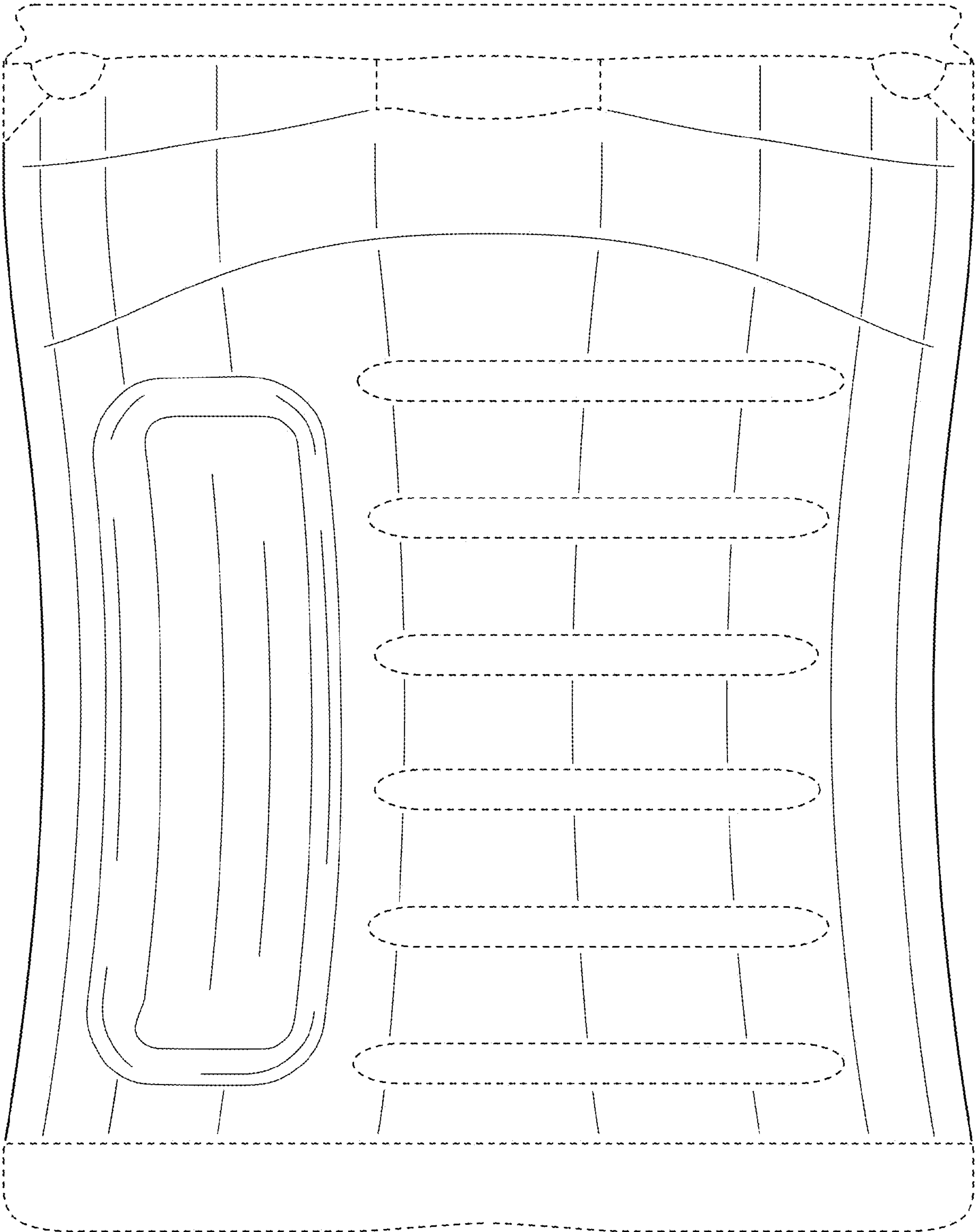


FIG. 3

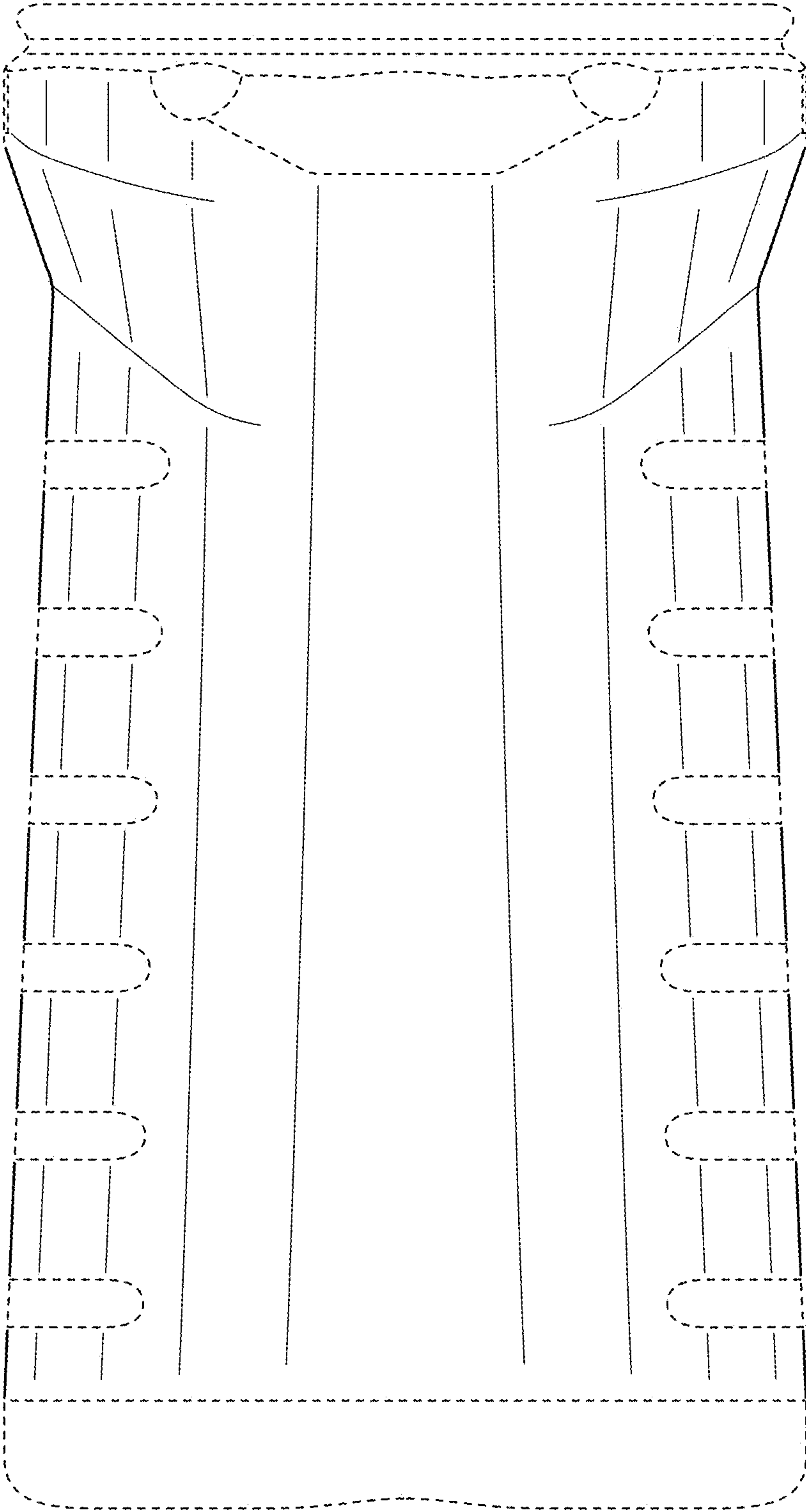


FIG. 4




FIG. 5

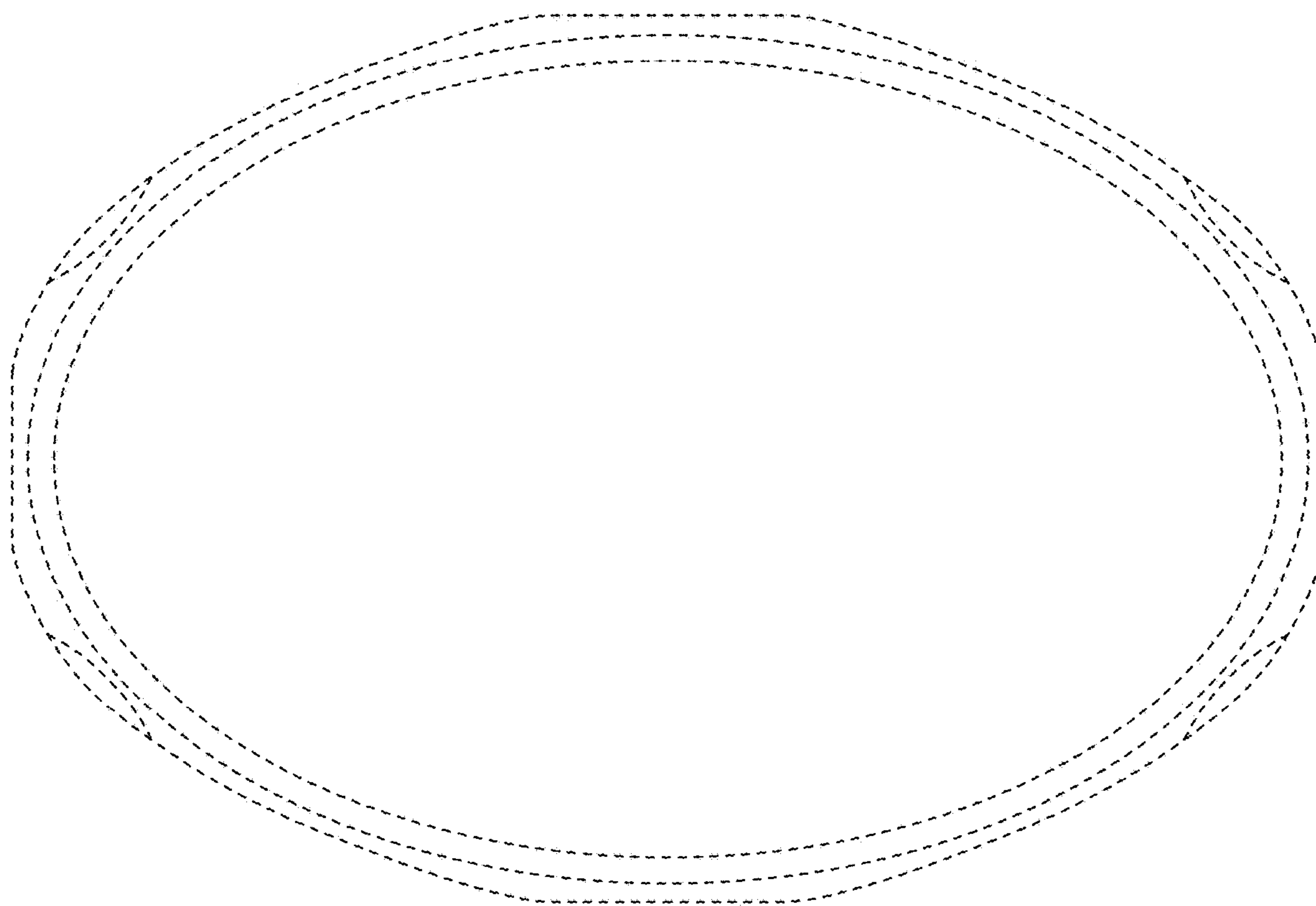


FIG. 6

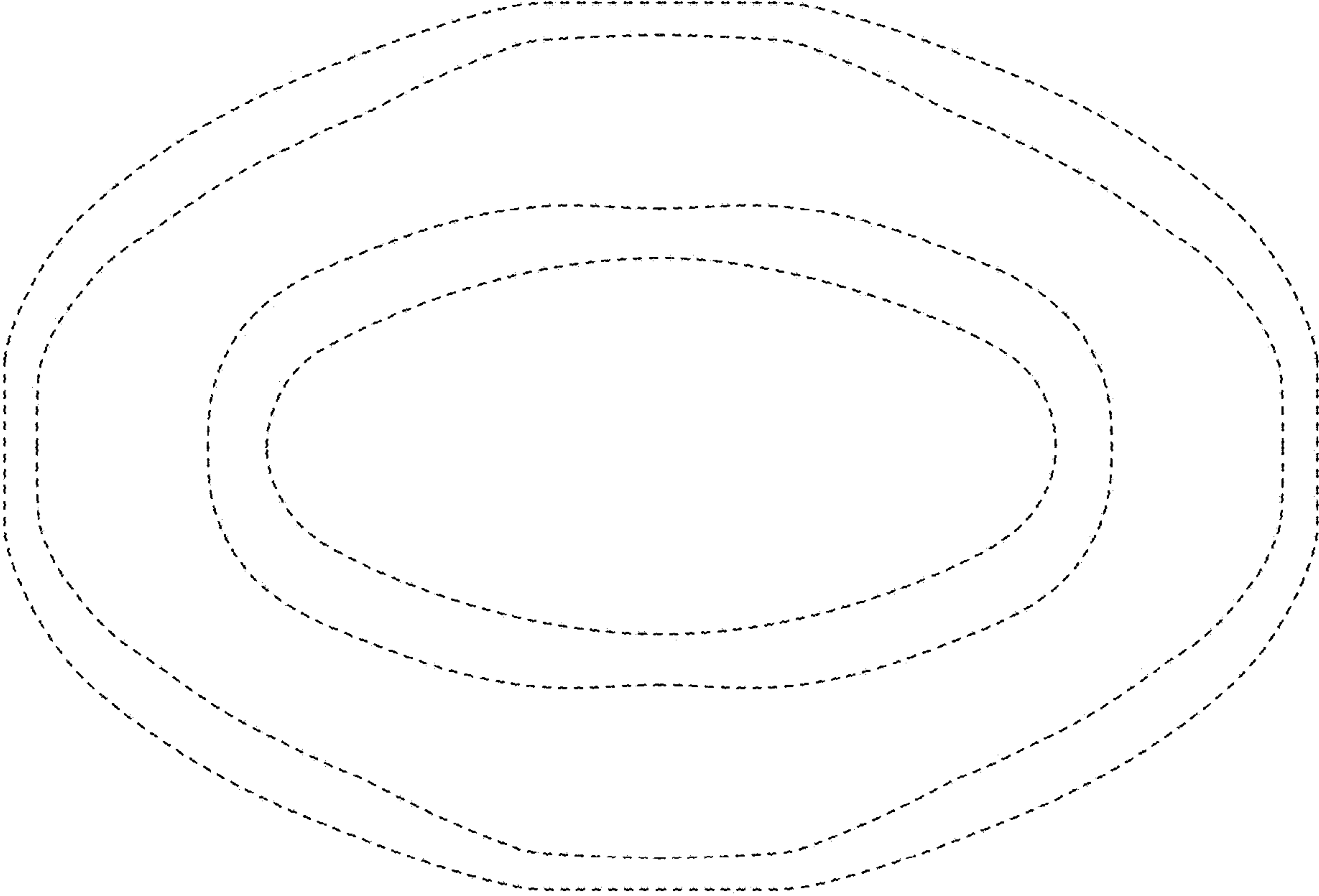


FIG. 7