



US00D907990S

(12) **United States Design Patent** (10) **Patent No.:** **US D907,990 S**
Yu et al. (45) **Date of Patent:** **** Jan. 19, 2021**

(54) **HOOK**
(71) Applicant: **BING DECOR LLC**, Manteno, IL (US)
(72) Inventors: **Nianxiu Yu**, LinYiShanDong (CN); **Liming Hu**, Kanakee, IL (US)
(**) Term: **15 Years**
(21) Appl. No.: **29/741,359**
(22) Filed: **Jul. 13, 2020**
(51) **LOC (13) Cl.** **08-05**
(52) **U.S. Cl.**
USPC **D8/371**
(58) **Field of Classification Search**
USPC D8/371, 373, 363, 380, 372; D6/403, D6/556
CPC A47F 5/0823; A47F 5/0869; A47F 5/0006; A47F 5/0068; A47F 5/08; A47F 5/0846; A47F 5/0853; A47G 25/0678
See application file for complete search history.

D482,600 S * 11/2003 Dretzka D8/367
D573,449 S * 7/2008 Goodman D8/371
D753,472 S * 4/2016 Pan D8/371
D771,476 S * 11/2016 Prince D8/373
D809,905 S * 2/2018 Gunderson D8/371
D814,910 S * 4/2018 Schmidt D8/367
D819,431 S * 6/2018 Goodman D8/367
D836,544 S * 12/2018 Tuffy D13/108
10,221,883 B2 * 3/2019 Demsky F16M 13/022
D892,105 S * 8/2020 Ji D14/250
D899,896 S * 10/2020 Palmer D8/349
D902,016 S * 11/2020 Yehishalom D8/354

* cited by examiner

Primary Examiner — Eliza Z Bennett-Hattan
(74) *Attorney, Agent, or Firm* — ZANIP

(57) **CLAIM**

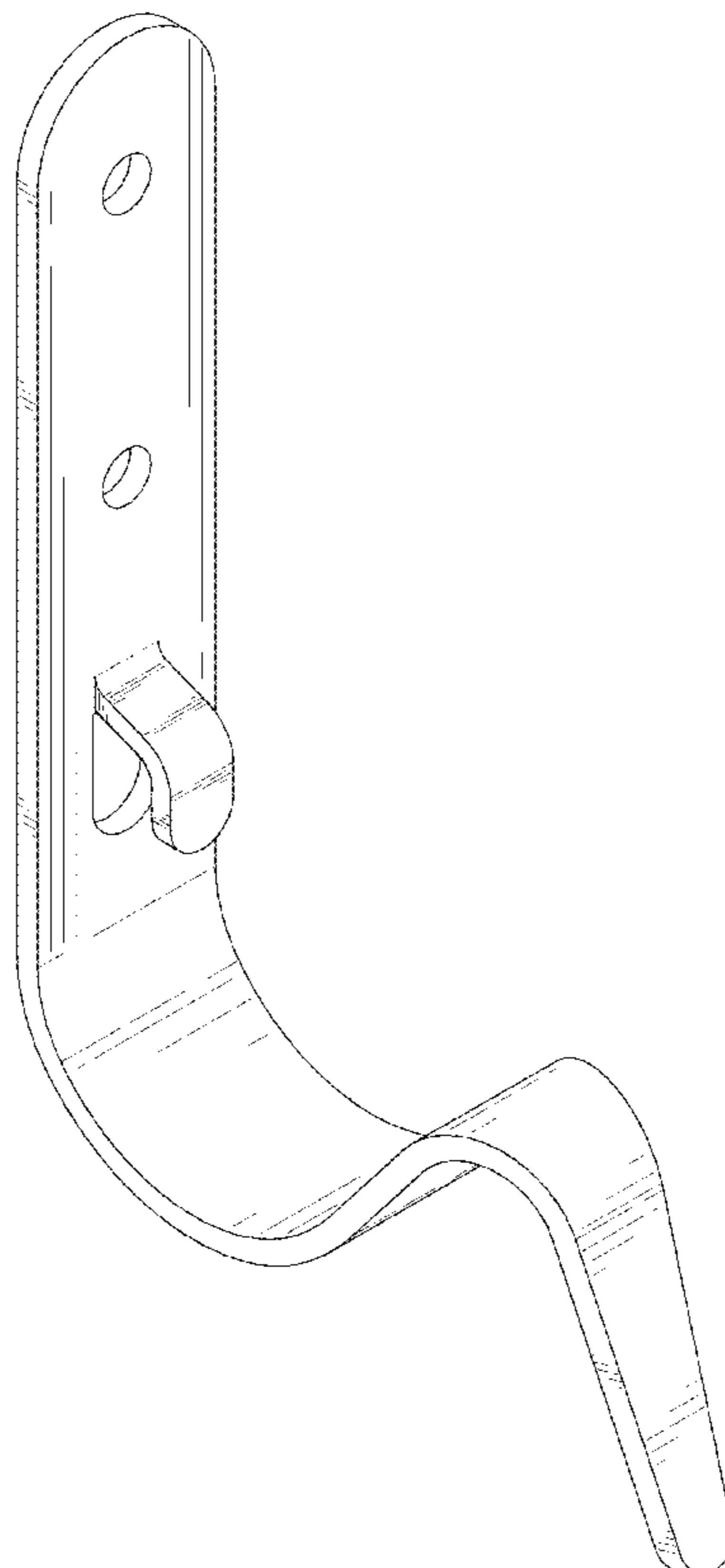
The ornamental design for a hook, as shown and described.

DESCRIPTION

FIG. 1 is a front perspective view of a hook, showing our new design;
FIG. 2 is a rear perspective view thereof;
FIG. 3 is a front elevational view thereof;
FIG. 4 is a rear elevational view thereof;
FIG. 5 is a left side elevational view thereof;
FIG. 6 is a right side elevational view thereof;
FIG. 7 is a top plan view thereof; and,
FIG. 8 is a bottom plan view thereof.

1 Claim, 8 Drawing Sheets

(56) **References Cited**
U.S. PATENT DOCUMENTS
D201,638 S * 7/1965 Fenburr et al. D8/371
D300,089 S * 3/1989 Edwards D6/323
D311,484 S * 10/1990 Sachs D8/367
D366,741 S * 1/1996 Roehrig D32/54
D444,053 S * 6/2001 Harvey D8/367
D455,065 S * 4/2002 Berg D8/371



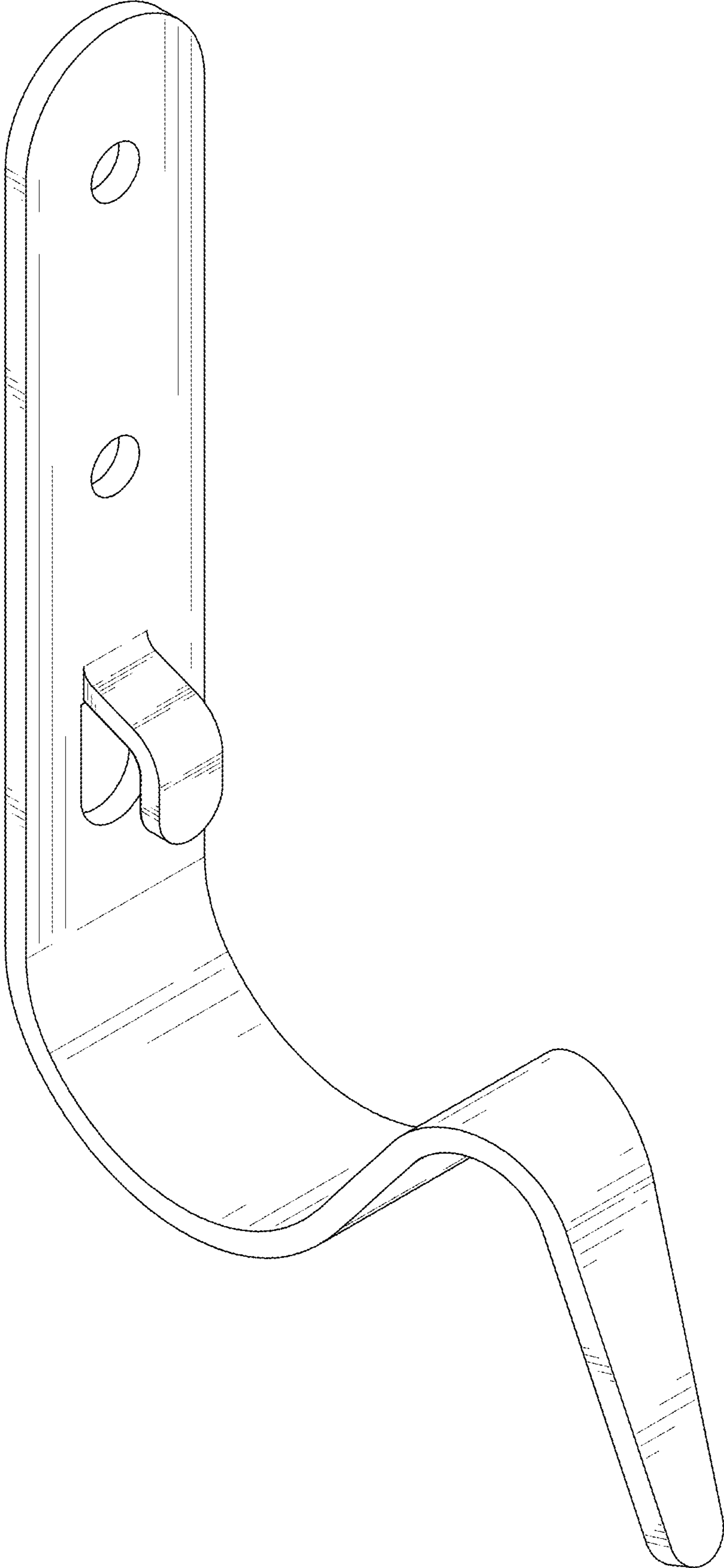


FIG. 1

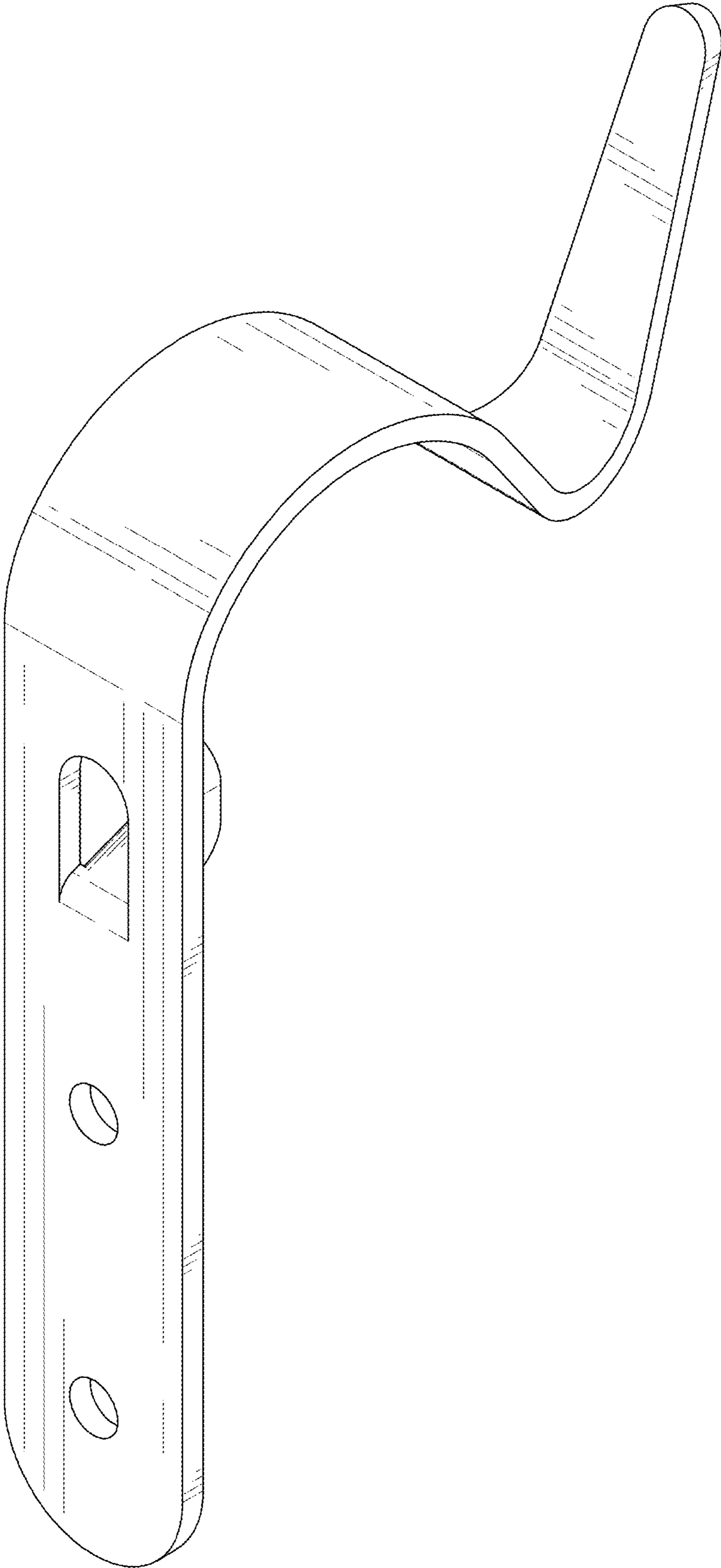


FIG. 2

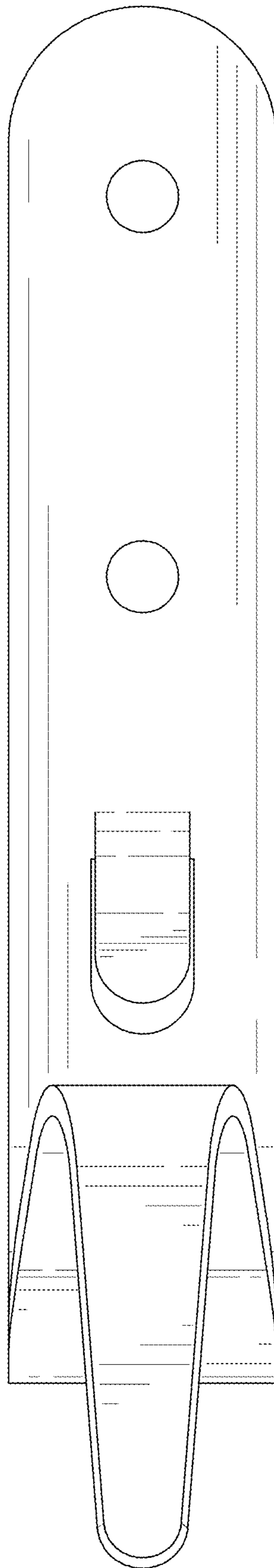


FIG. 3

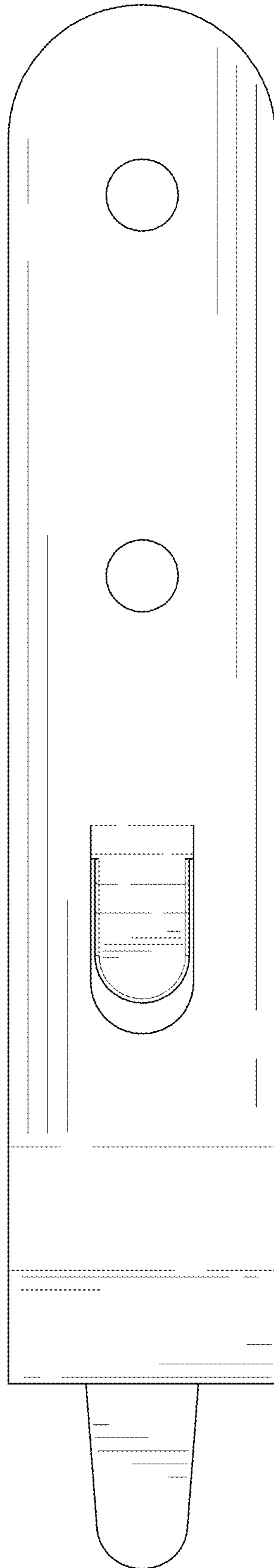


FIG. 4




FIG. 5




FIG. 6

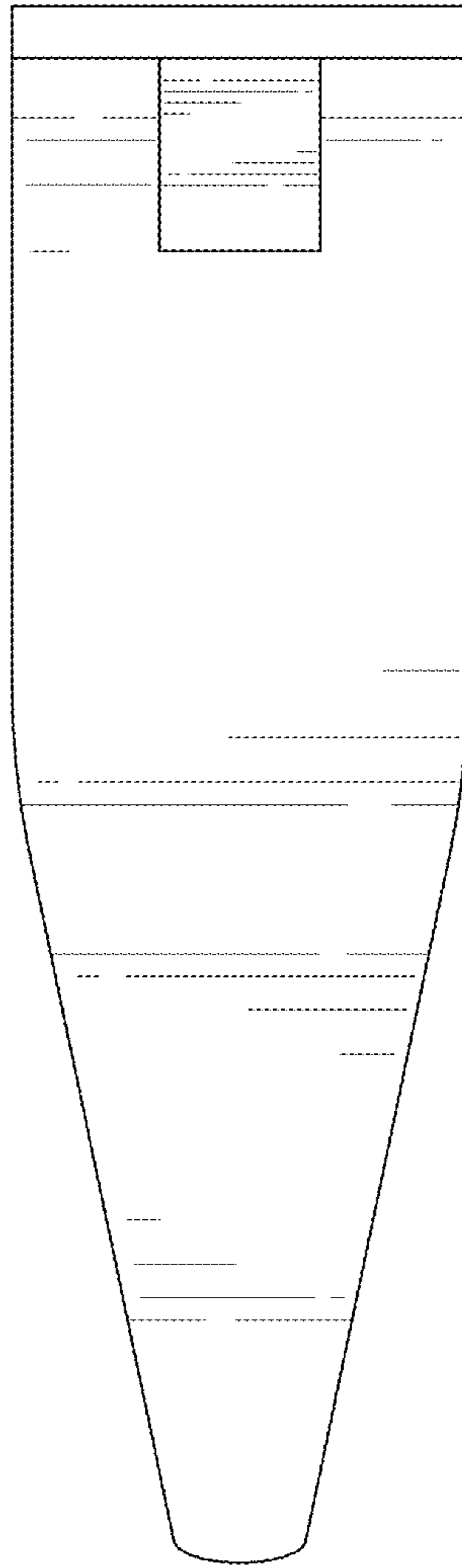


FIG. 7

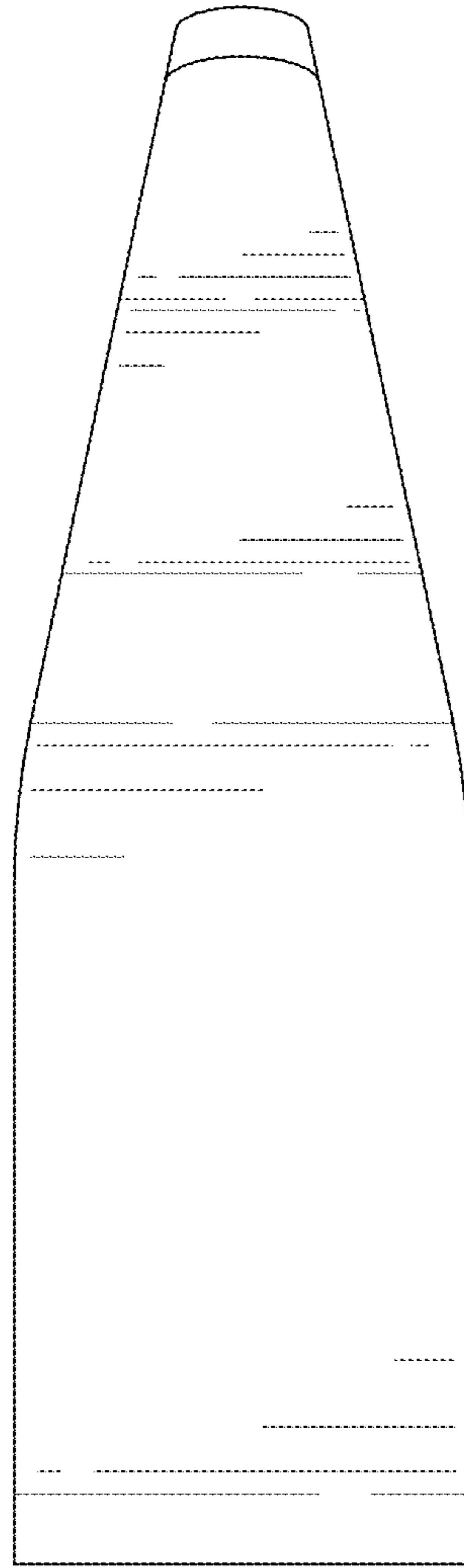


FIG. 8