



US00D907984S

(12) **United States Design Patent** (10) **Patent No.:** **US D907,984 S**  
**Heroux** (45) **Date of Patent:** **\*\* Jan. 19, 2021**

(54) **LOCKING DEVICE FOR DOUBLE FRENCH DOOR**

(71) Applicant: **Hip Innovations, LLC**, Calabasas, CA (US)

(72) Inventor: **Steve Heroux**, Hidden Hills, CA (US)

(73) Assignee: **HIP INNOVATIONS, LLC**, Calabasas, CA (US)

(\*\*) Term: **15 Years**

(21) Appl. No.: **29/675,797**

(22) Filed: **Jan. 4, 2019**

(51) **LOC (13) Cl.** ..... **08-07**

(52) **U.S. Cl.**  
USPC ..... **D8/330; D8/339**

(58) **Field of Classification Search**  
USPC ..... D8/330-349, 382, 383, 394-396;  
70/14-28, 57, 57.1, 58, 141-143, 114,  
70/158, 224, 226, 431, 465; 292/299,  
292/307 R; 24/16 R, 17 B  
CPC ..... E05B 69/003; E05B 71/00; E05B 73/005;  
E05B 37/0068; E05B 37/025; E05B  
37/08; E05B 67/063; E05B 67/22; E05B  
67/24; E05B 67/28; E05B 67/32; E05B  
67/36; E05B 67/365; E05B 67/38; E05B  
67/383; E05B 37/004; B62H 5/001; E05C  
17/443; E05C 19/18; E05C 19/188; F16B  
7/10; B60R 25/08

See application file for complete search history.

(56) **References Cited**

**U.S. PATENT DOCUMENTS**

D236,082 S \* 7/1975 Williams et al. .... D8/339  
5,669,641 A \* 9/1997 Jeansonne ..... E05C 19/003  
292/259 R  
D388,686 S \* 1/1998 Goodwin ..... D8/331  
D396,797 S \* 8/1998 Sernoskie ..... D8/339  
D398,831 S \* 9/1998 Walton ..... D8/339

D461,392 S \* 8/2002 Zapushek ..... D8/331  
D504,302 S \* 4/2005 Wood ..... D8/339  
D511,292 S \* 11/2005 Hohmann ..... D8/331  
9,260,895 B1 \* 2/2016 Jewett ..... E05C 17/44  
D772,690 S \* 11/2016 Warren ..... D8/319

(Continued)

**FOREIGN PATENT DOCUMENTS**

CN 2035188 \* 11/1993  
CN 305841535 \* 8/2019

**OTHER PUBLICATIONS**

Lock-it Block-it, Home Security Adjustable Window Locks/  
Window Security Bars, Date first available Dec. 10, 2016, [online]  
retrieved Aug. 12, 2020, available from internet, www.amazon.com  
(Year: 2016).\*

(Continued)

*Primary Examiner* — Keli L Hill  
*Assistant Examiner* — Sara S Sahneh  
(74) *Attorney, Agent, or Firm* — Cislo & Thomas, LLP

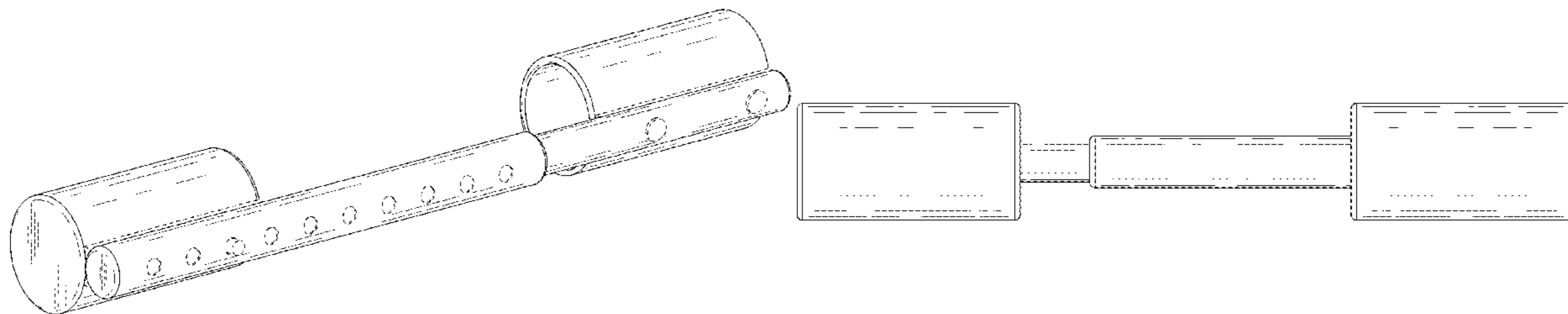
(57) **CLAIM**

The ornamental design for a locking device for double French door, as shown and described.

**DESCRIPTION**

FIG. 1 is a perspective view of my locking device for double French door;  
FIG. 2 is a bottom view thereof;  
FIG. 3 is a top view thereof;  
FIG. 4 is a left side view thereof;  
FIG. 5 is a right side view thereof;  
FIG. 6 is a rear view thereof; and,  
FIG. 7 is a front view thereof.  
The broken lines showing of locking device for double French door is included for the purpose of illustrating portions of the article and forms no part of the claimed design.

**1 Claim, 2 Drawing Sheets**



(56)

**References Cited**

U.S. PATENT DOCUMENTS

D821,178 S \* 6/2018 Fontanez ..... D8/339  
D889,244 S \* 7/2020 Griswold ..... D8/330  
2018/0106071 A1\* 4/2018 Ivy ..... E05B 13/002

OTHER PUBLICATIONS

SnowyFox RV, Screen Door Cross Bar Handle Adjustable Grab Handle 21 $\frac{5}{8}$  to 28 $\frac{5}{8}$  Inch Universal, Date first available May 22, 2019, [online]retrieved Aug. 12, 2020, available from internet, [www.amazon.com](http://www.amazon.com) (Year: 2019).\*

Patlock, Security Lock for French Doors—Straight Handle Security Solution, Date first available Dec. 16, 2015 [online]retrieved Aug. 12, 2020, available from internet, [www.amazon.com](http://www.amazon.com) (Year: 2015).\*

\* cited by examiner

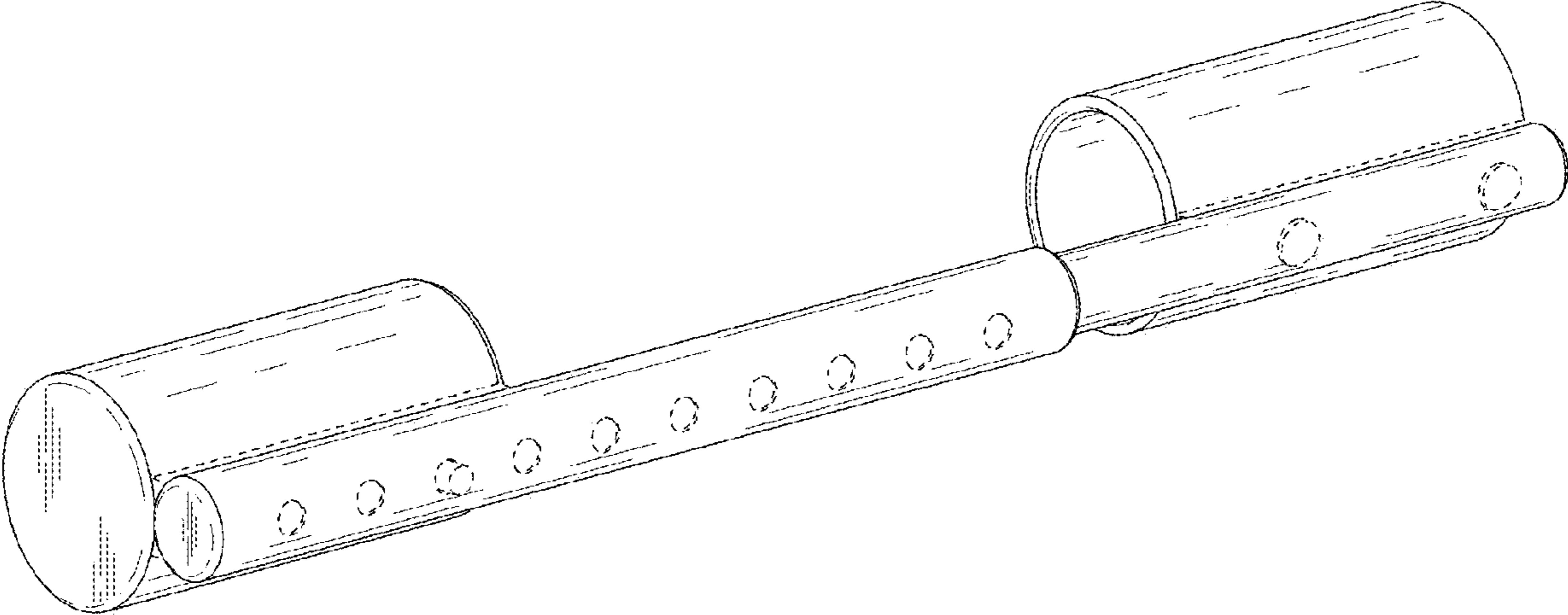


FIG. 1

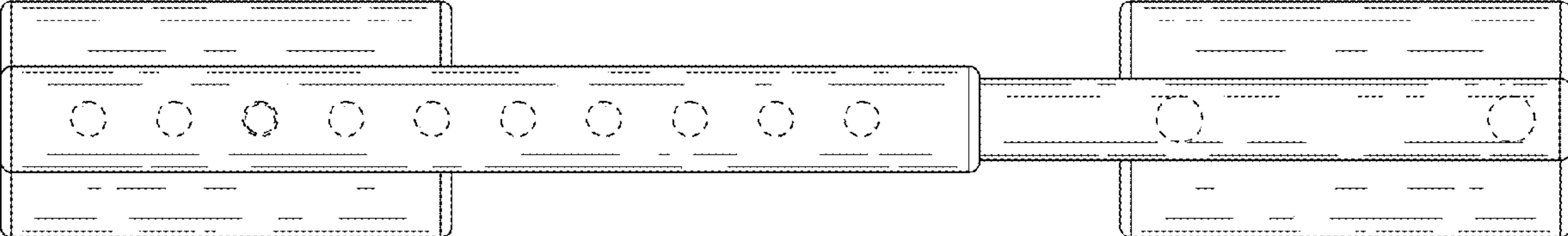


FIG. 2

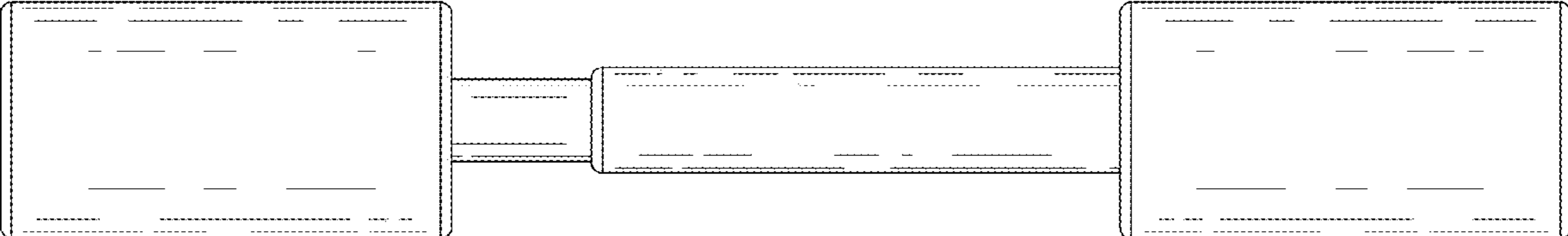


FIG. 3

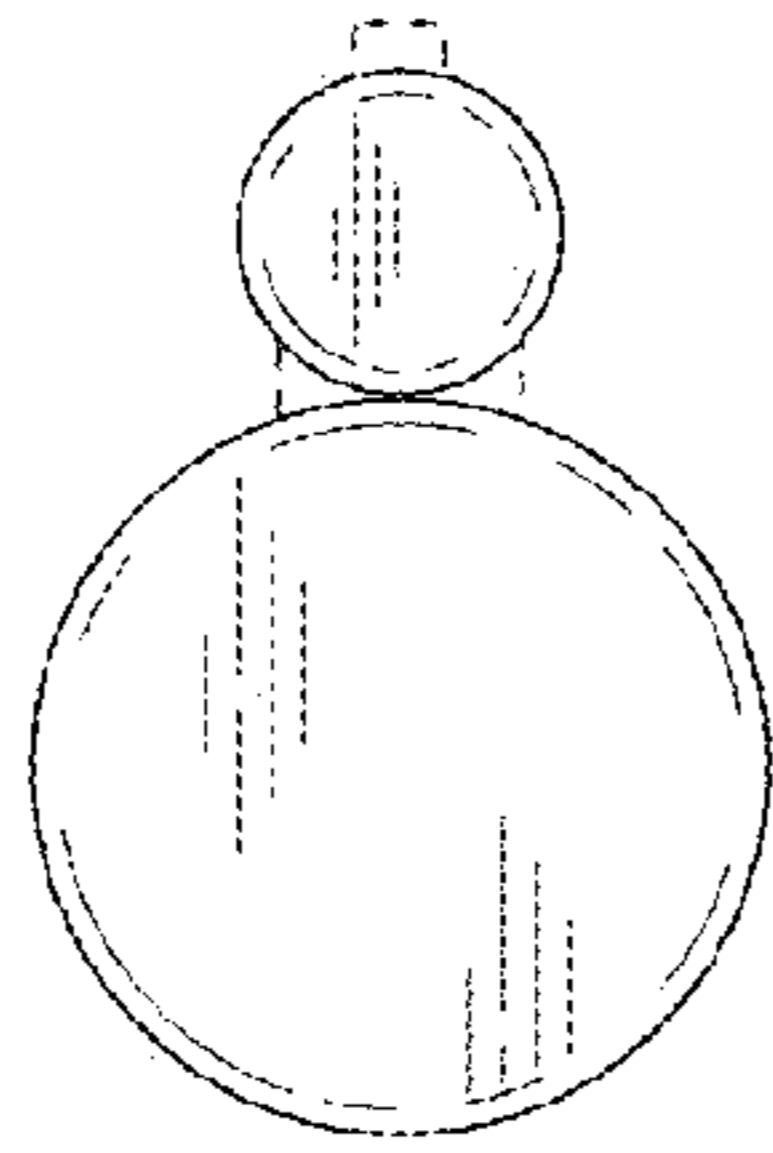


FIG. 4

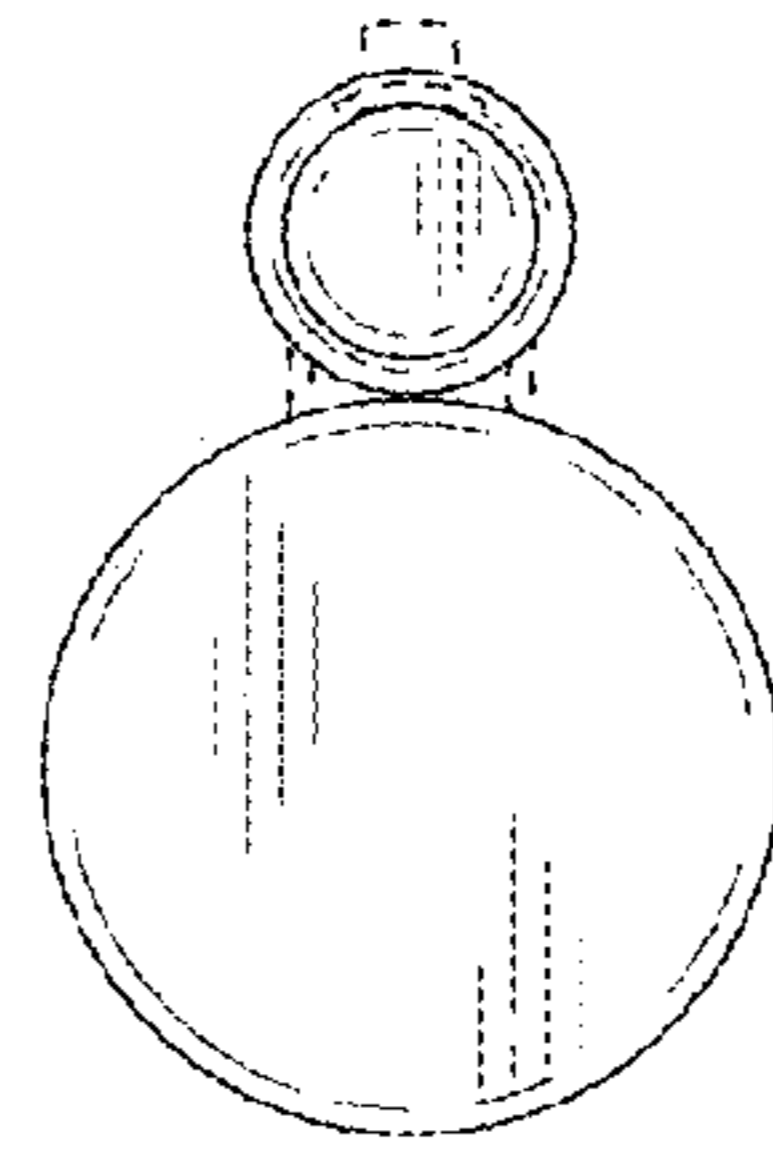


FIG. 5

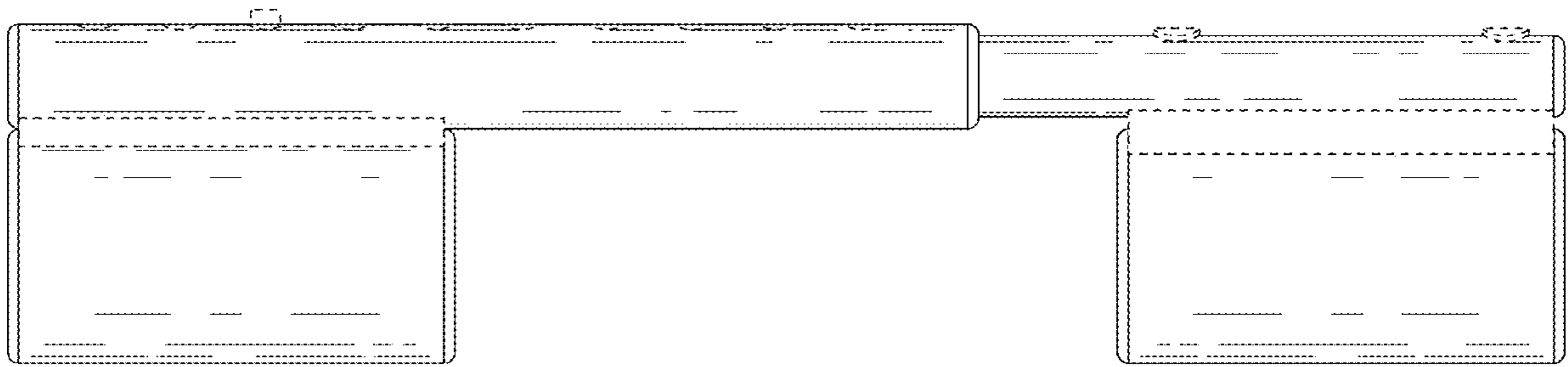


FIG. 6




FIG. 7