



US00D907970S

(12) **United States Design Patent**
Astorga

(10) **Patent No.:** **US D907,970 S**

(45) **Date of Patent:** **** Jan. 19, 2021**

- (54) **SPIRAL TINE FORK**
- (71) Applicant: **Flavio Astorga**, Los Angeles, CA (US)
- (72) Inventor: **Flavio Astorga**, Los Angeles, CA (US)
- (**) Term: **15 Years**
- (21) Appl. No.: **29/701,766**
- (22) Filed: **Aug. 14, 2019**
- (51) **LOC (13) Cl.** **07-03**
- (52) **U.S. Cl.**
USPC **D7/643; D7/653**
- (58) **Field of Classification Search**
USPC D7/368, 401.2, 642–645, 653–664, 669,
D7/675–677, 683, 688–689, 691;
D8/107, 300–301; D22/117–118
CPC ... A01D 9/02; A01D 9/04; A01D 9/06; A47G
19/28; A47G 21/00; A47G 21/004; A47G
21/005; A47G 21/02; A47G 21/023;
A47G 21/04; A47G 21/06; A47G 21/08;
A47J 43/28; A47J 43/281; A47J 43/282;
A61F 13/10; A61J 7/0023; B25G 1/00;
B25G 1/01; B25G 1/02; B25G 3/00;
B65D 75/56; B65D 75/563; B65D
75/566; B67B 7/00; B67B 7/724; B67B
7/73
See application file for complete search history.

(56) **References Cited**

U.S. PATENT DOCUMENTS

- 1,856,769 A * 5/1932 Latshaw A47G 21/02
416/70 R
- 2,322,503 A * 6/1943 Bowman A47G 21/023
30/148

- 2,637,104 A * 5/1953 Samson A47G 21/023
30/322
- 3,083,458 A * 4/1963 Tarson A47G 21/023
30/322
- 4,326,743 A * 4/1982 Tamura A01D 9/06
172/378
- D366,815 S * 2/1996 Lipson D7/653
- D387,953 S * 12/1997 Town D7/643
- D458,087 S * 6/2002 Barnett D7/653
- 6,536,114 B2 * 3/2003 Lawless A47G 19/28
30/120.1
- D479,102 S * 9/2003 Edelman D7/643
- D527,230 S * 8/2006 Edelmann D7/643
- D746,113 S * 12/2015 Jung D7/653
- D766,671 S * 9/2016 Edelmann D7/643

* cited by examiner

Primary Examiner — Ricky Pham
(74) *Attorney, Agent, or Firm* — Dunlap Bennett &
Ludwig, PLLC; Brendan E. Squire

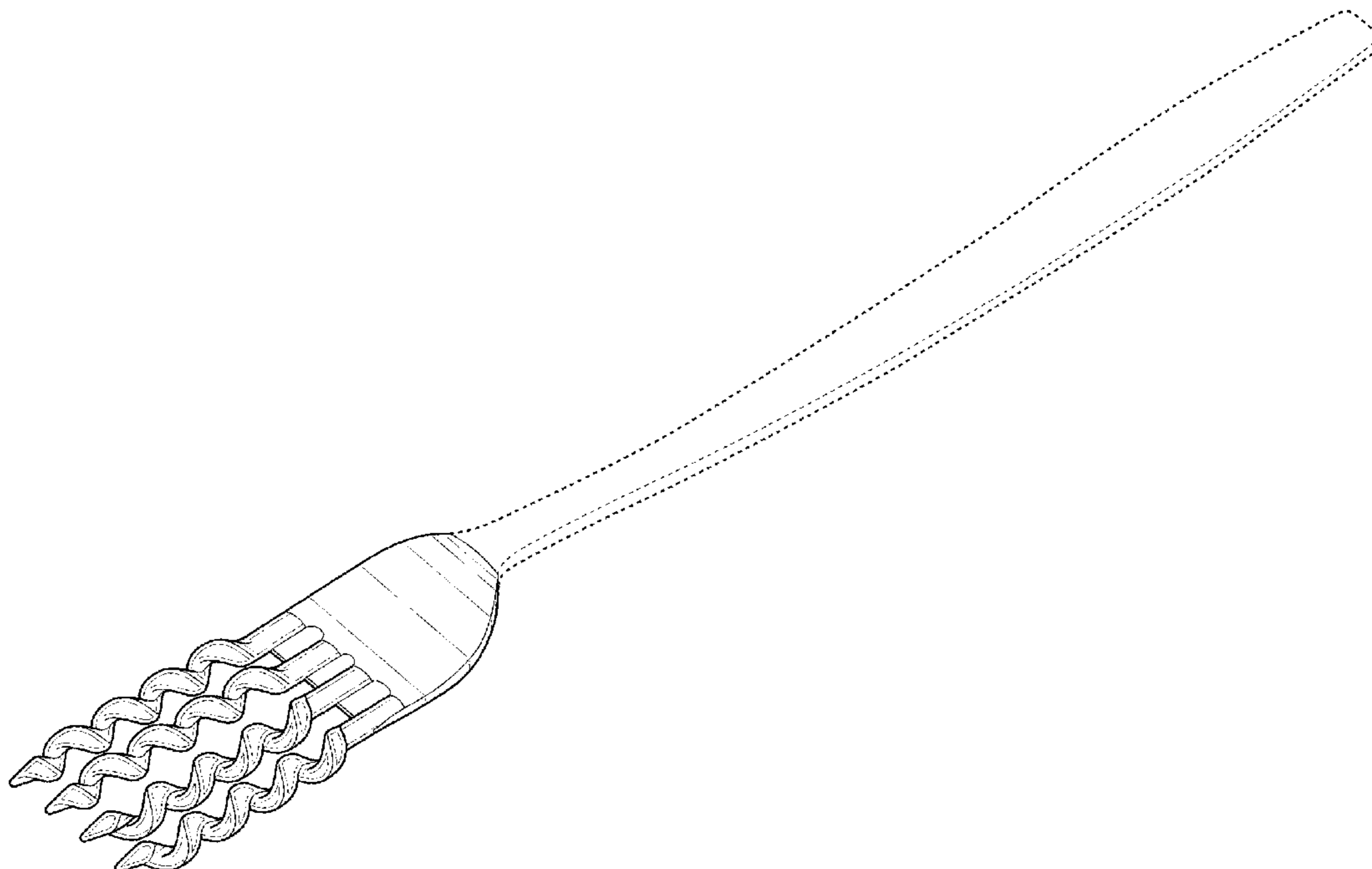
(57) **CLAIM**

The ornamental design for a spiral tine fork, as shown and described.

DESCRIPTION

FIG. 1 is a perspective view of a spiral tine fork showing my new design;
FIG. 2 is a top plan view thereof;
FIG. 3 is a bottom plan view thereof;
FIG. 4 is a right side elevation view thereof;
FIG. 5 is a left side elevation view thereof;
FIG. 6 is a front elevation view thereof; and,
FIG. 7 is a rear elevation view thereof.
The broken lines shown in the drawings illustrate portions of the spiral tine fork that form no part of the claimed design.

1 Claim, 3 Drawing Sheets



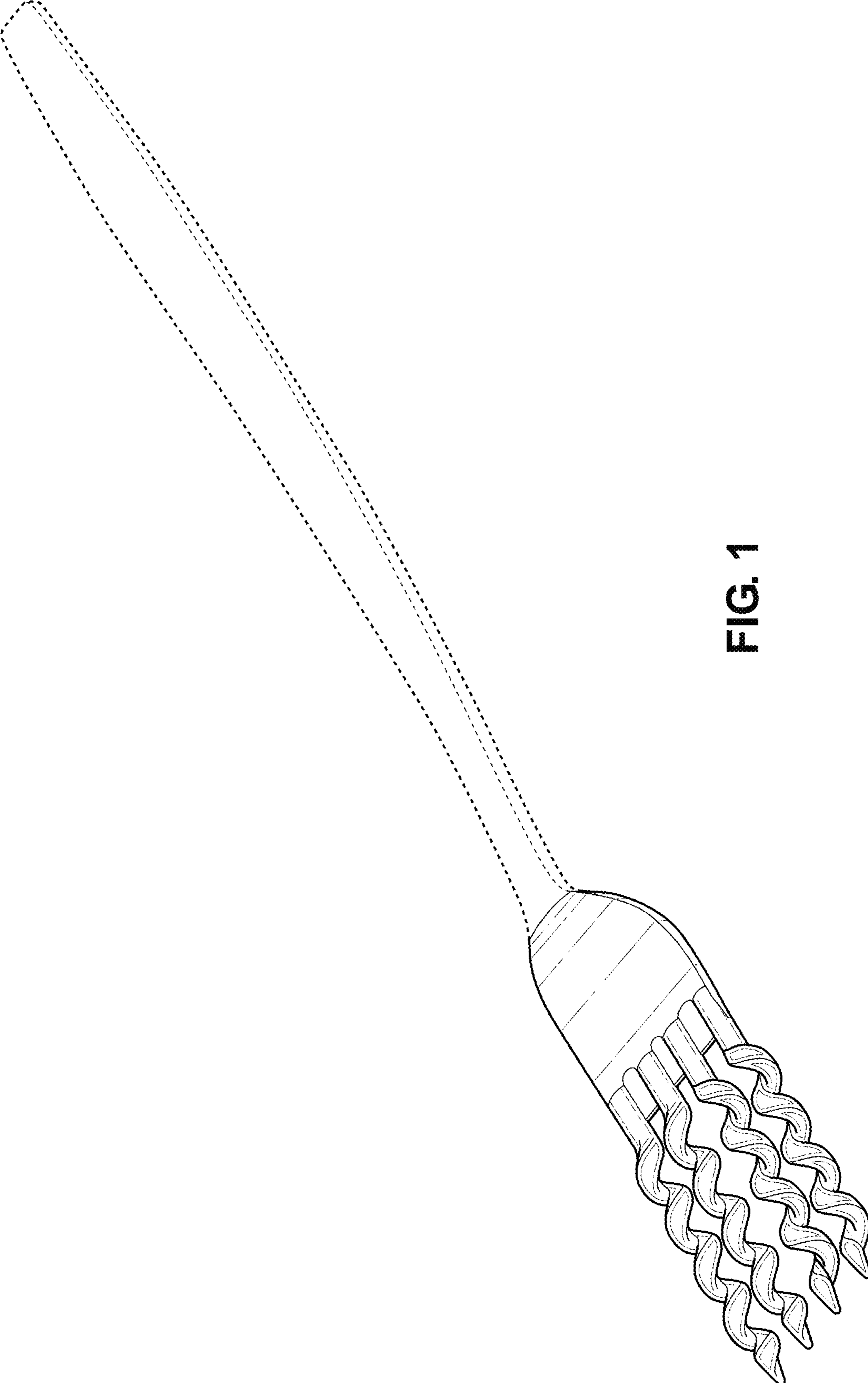


FIG. 1

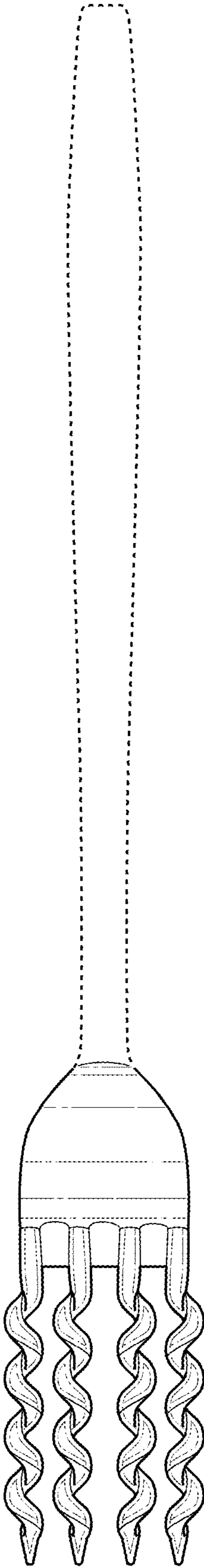


FIG. 2

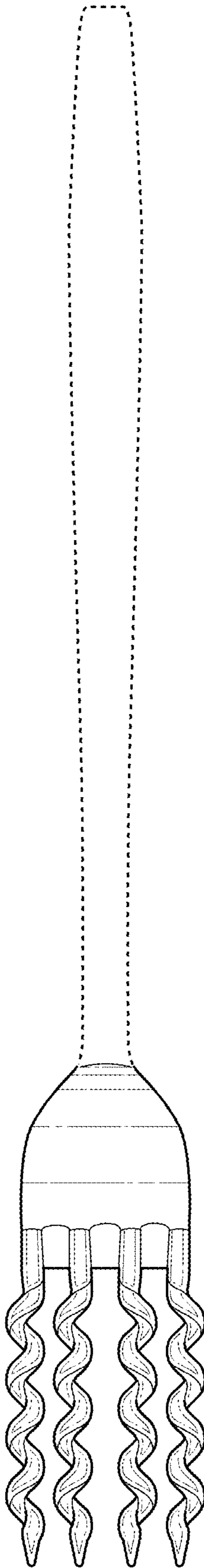


FIG. 3

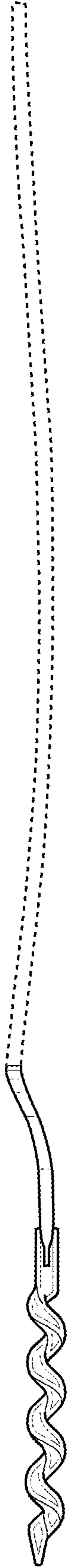


FIG. 4

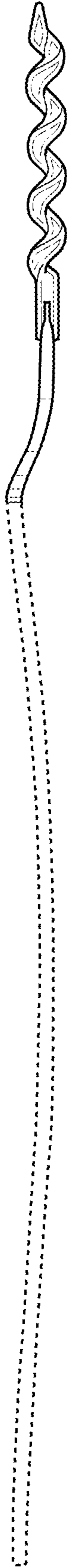


FIG. 5

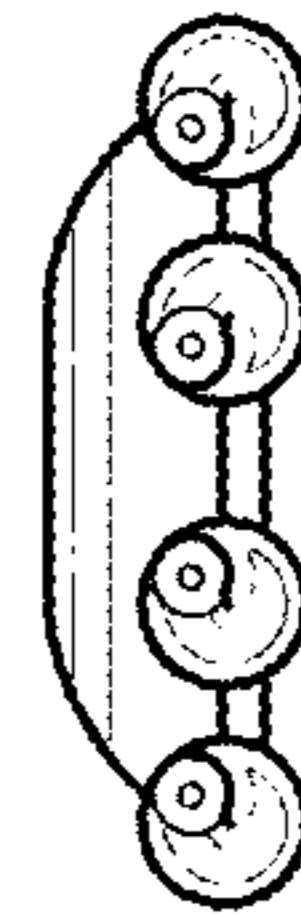


FIG. 6



FIG. 7