



US00D907966S

(12) **United States Design Patent**
Weinstein

(10) **Patent No.:** **US D907,966 S**
(45) **Date of Patent:** **** Jan. 19, 2021**

(54) **HOT AND COLD PACK AND STORAGE CONTAINER**

(71) Applicant: **Randy Weinstein**, Windsor, CA (US)

(72) Inventor: **Randy Weinstein**, Windsor, CA (US)

(**) Term: **15 Years**

(21) Appl. No.: **29/715,391**

(22) Filed: **Dec. 2, 2019**

D548,530 S *	8/2007	Dien	D7/560
D598,714 S *	8/2009	Aagaard	D7/554.1
D613,837 S *	4/2010	Slothower	D23/295
D673,813 S *	1/2013	Abel	D7/584
D701,732 S *	4/2014	Ehrenhaus	D7/539
D708,905 S *	7/2014	Wilson	D7/566
D709,332 S *	7/2014	Katterheinrich	D7/566
D738,690 S *	9/2015	Spaulding	D7/607
D746,639 S *	1/2016	Cossu	D7/566
D763,626 S *	8/2016	Westrick	D7/584
D851,776 S *	6/2019	Weinstein	D24/206
D868,275 S *	11/2019	Weinstein	B65D 81/382 D24/206
D876,901 S *	3/2020	Cheng	D7/586

* cited by examiner

Related U.S. Application Data

(60) Division of application No. 35/001,344, filed on Mar. 29, 2017 (U.S. filing date under 35 U.S.C. 384), and having an international filing date of Mar. 29, 2017, which is a continuation of application No. 15/280,988, filed on Sep. 29, 2016.

(51) **LOC (13) Cl.** **07-01**

(52) **U.S. Cl.**
USPC **D7/584**

(58) **Field of Classification Search**
USPC D7/500, 587, 565, 560, 543, 523, 584,
D7/602; D30/130; D19/104
CPC A47G 19/025; A47G 19/02
See application file for complete search history.

(56) **References Cited**

U.S. PATENT DOCUMENTS

6,152,319 A *	11/2000	Kamachi	A47J 41/0077 220/592.2
D446,421 S *	8/2001	Lavalle Rowell	D7/396.4

Primary Examiner — Cynthia R Underwood

(74) *Attorney, Agent, or Firm* — Benjamin D. Rotman;
Golan Chritie Taglia LLP

(57) **CLAIM**

The ornamental design for a hot and cold pack and storage container, as shown and described.

DESCRIPTION

FIG. 1 is a front perspective view of a hot and cold pack and storage container in accordance with the invention;
FIG. 2 is a back view of FIG. 1;
FIG. 3 is a front view of FIG. 1;
FIG. 4 is a right view of FIG. 1;
FIG. 5 is a left view of FIG. 1;
FIG. 6 is a top view of FIG. 1; and,
FIG. 7 is a bottom view of FIG. 1.

1 Claim, 7 Drawing Sheets

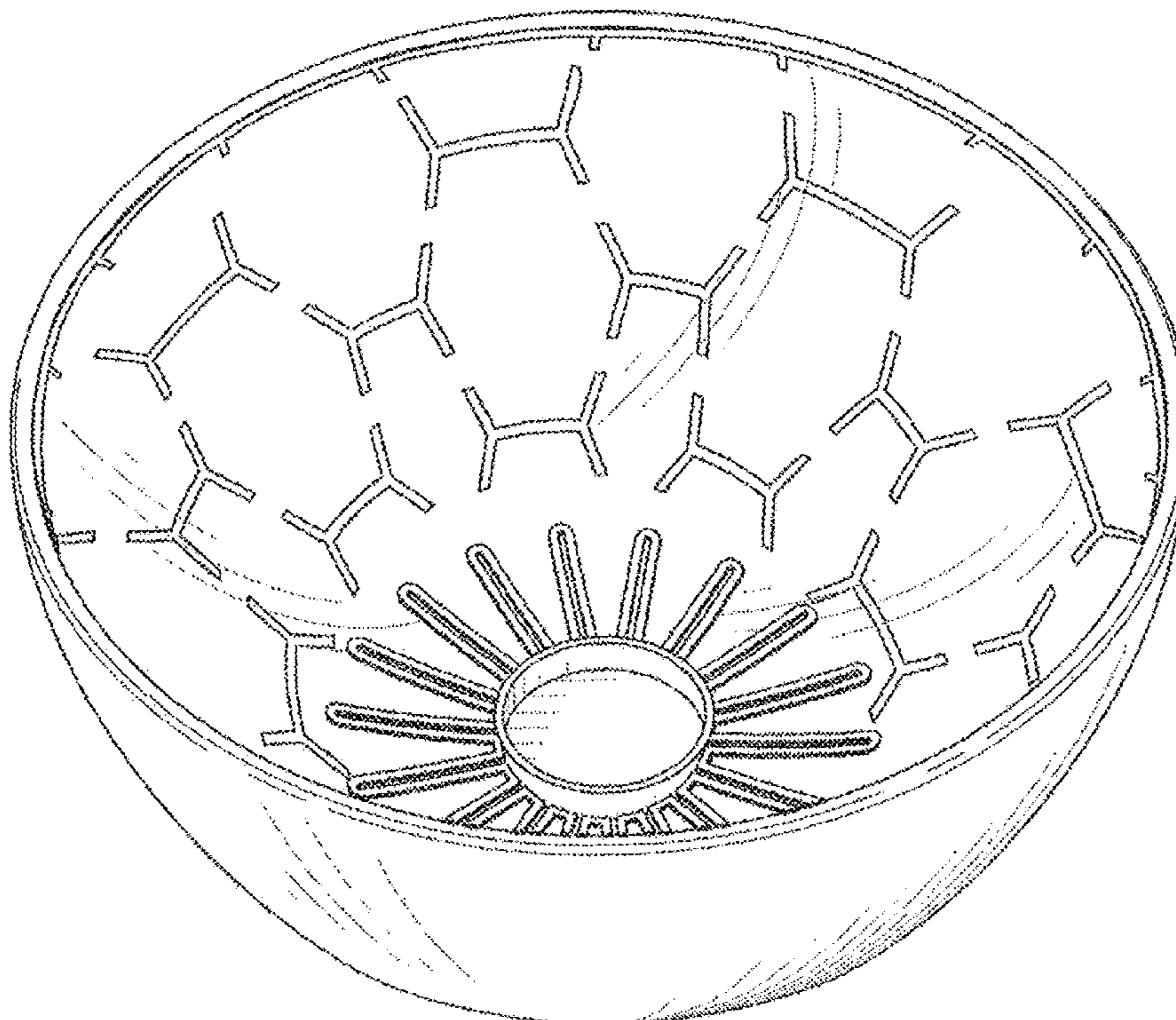


FIG. 1

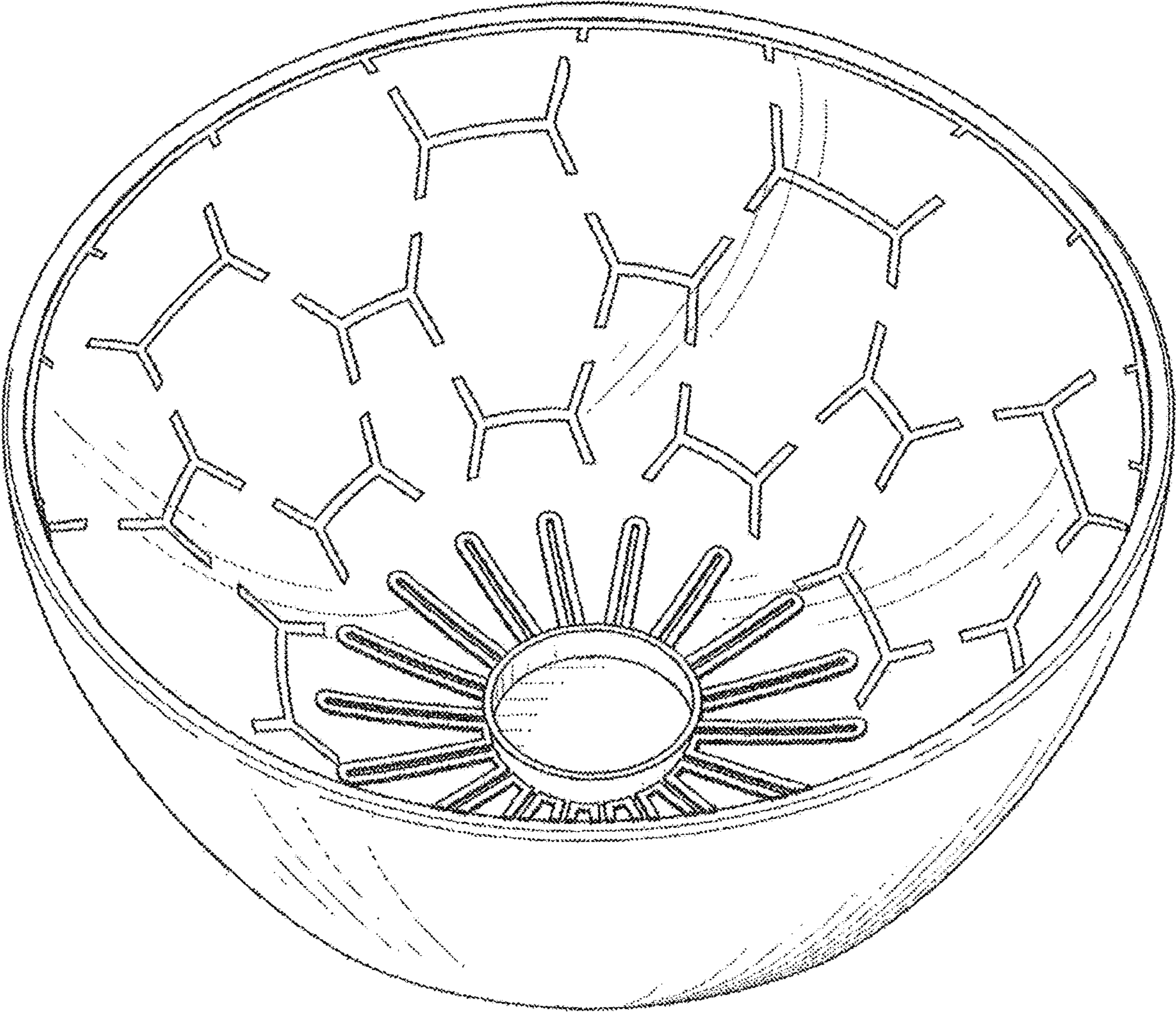


FIG. 2




FIG. 3




FIG. 4




FIG. 5




FIG. 6

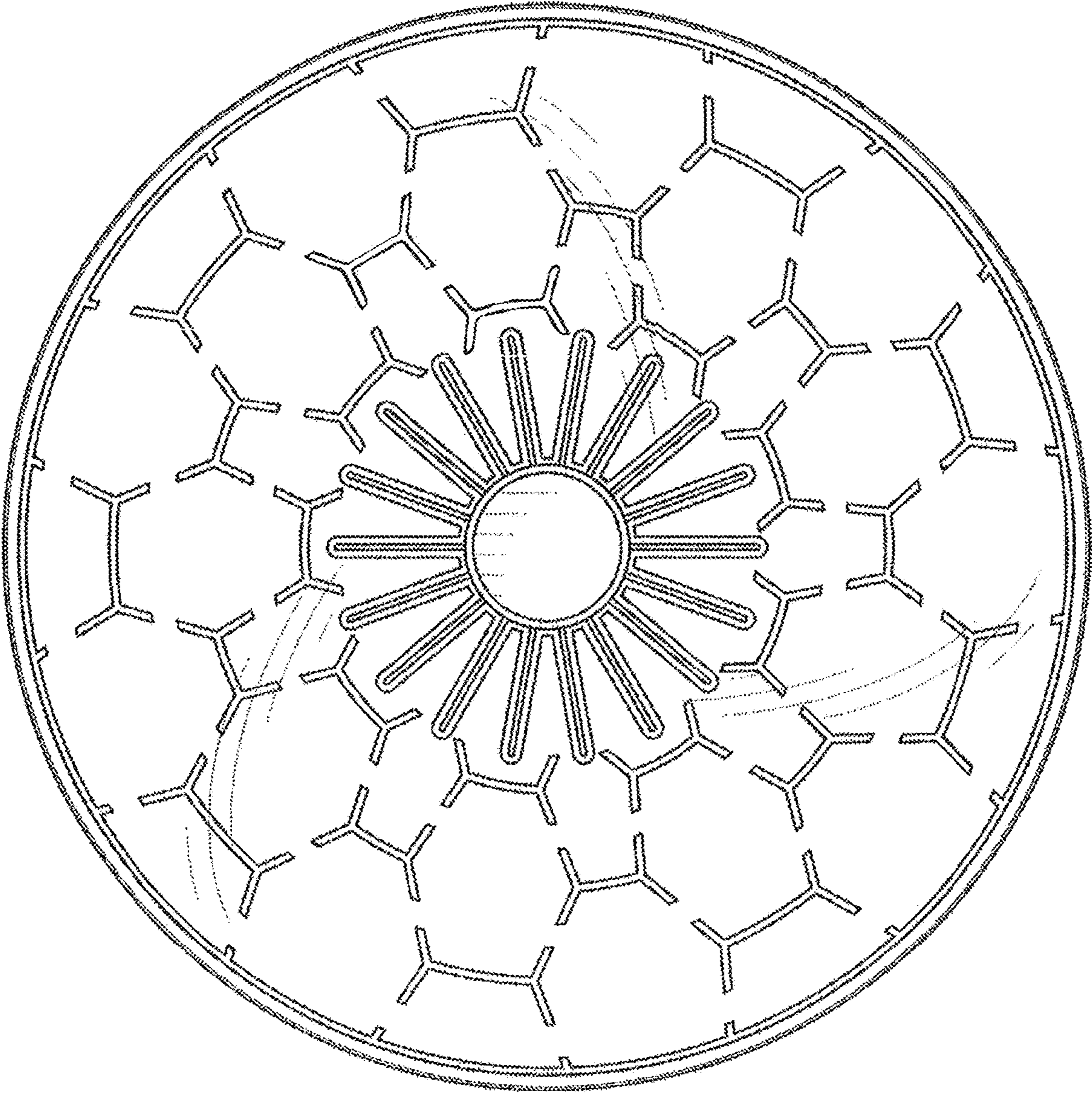


FIG. 7

