



US00D907961S

(12) **United States Design Patent** (10) **Patent No.:** **US D907,961 S**  
**Guezo** (45) **Date of Patent:** **\*\* Jan. 19, 2021**

(54) **CUP**  
(71) Applicant: **Sonepro**, Paris (FR)  
(72) Inventor: **Marilyne Guezo**, Paris (FR)  
(73) Assignee: **Sonepro**, Paris (FR)  
(\*\*) Term: **15 Years**  
(21) Appl. No.: **29/584,784**  
(22) Filed: **Nov. 17, 2016**

D400,762 S \* 11/1998 Mecklenburg ..... D7/514  
D411,712 S \* 6/1999 Mecklenburg ..... D7/509  
D414,587 S \* 9/1999 Douglas ..... D34/1  
D478,778 S \* 8/2003 Jarvis ..... D7/509  
D586,181 S \* 2/2009 Pola ..... D7/507  
D693,645 S \* 11/2013 Keyes ..... D7/523  
D722,825 S \* 2/2015 Miller ..... D7/509  
D779,759 S \* 2/2017 Martin ..... D34/1  
D804,900 S \* 12/2017 Choe ..... D7/509  
D805,705 S \* 12/2017 Thuma ..... D34/1  
D813,050 S \* 3/2018 Blake ..... D9/600  
D815,894 S \* 4/2018 Ayers ..... D7/396.4  
2013/0001289 A1\* 1/2013 Tedford ..... B65D 81/3874  
229/403

\* cited by examiner

(30) **Foreign Application Priority Data**  
Jul. 22, 2016 (EM) ..... 003316751-0001  
(51) **LOC (13) Cl.** ..... **07-01**  
(52) **U.S. Cl.**  
USPC ..... **D7/514**  
(58) **Field of Classification Search**  
USPC ..... D7/396.4, 509, 514, 518, 521; D34/1, 4;  
D19/65, 77; D3/201, 304; D9/763, 772,  
D9/777, 778  
CPC ..... A47G 19/22; A47G 19/2205; B65F 1/00;  
B65F 1/02; B65F 1/023; B65F 1/0223;  
A45D 34/00; A45D 2034/002  
See application file for complete search history.

*Primary Examiner* — Susan E Krakower  
*Assistant Examiner* — Andrew Kerr  
(74) *Attorney, Agent, or Firm* — 24IP Law Group USA,  
PLLC; Timothy R DeWitt


(57) **CLAIM**  
The ornamental design for a cup, as shown and described.

**DESCRIPTION**

FIG. 1 is a perspective view of a cup, showing my new design;  
FIG. 2 is a front elevation view thereof;  
FIG. 3 is a rear elevation view thereof;  
FIG. 4 is a left side elevation view thereof;  
FIG. 5 is a right side elevation view thereof;  
FIG. 6 is a top plan view thereof; and,  
FIG. 7 is a bottom plan view thereof.  
The broken lines shown on the drawings depict environment only and form no part of the claimed design.

(56) **References Cited**  
U.S. PATENT DOCUMENTS  
D285,033 S \* 8/1986 Gobleck, Jr. .... D7/521  
D358,012 S \* 5/1995 Faulkner ..... D34/1

**1 Claim, 7 Drawing Sheets**






FIG. 1




FIG. 2

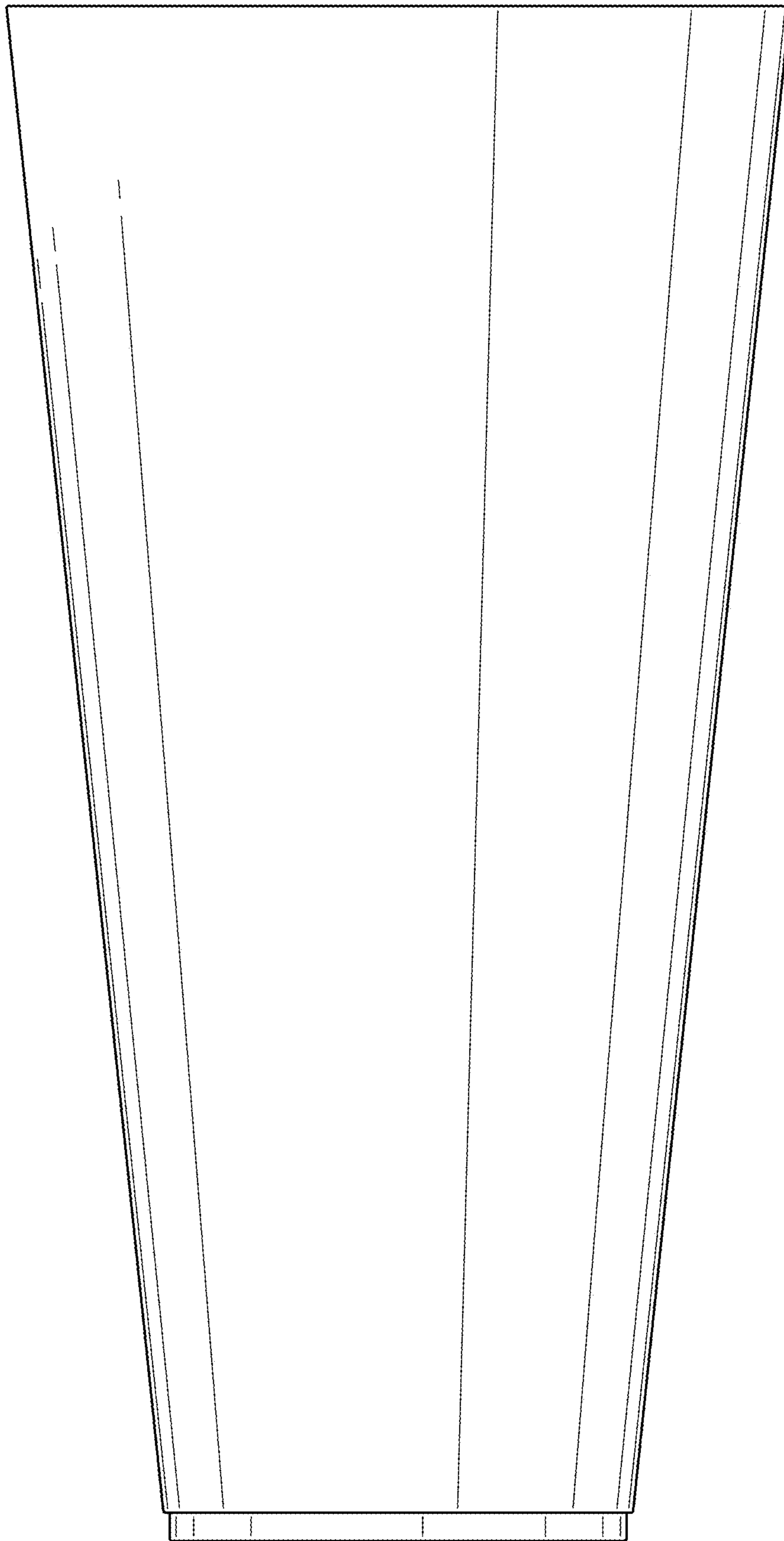


FIG. 3

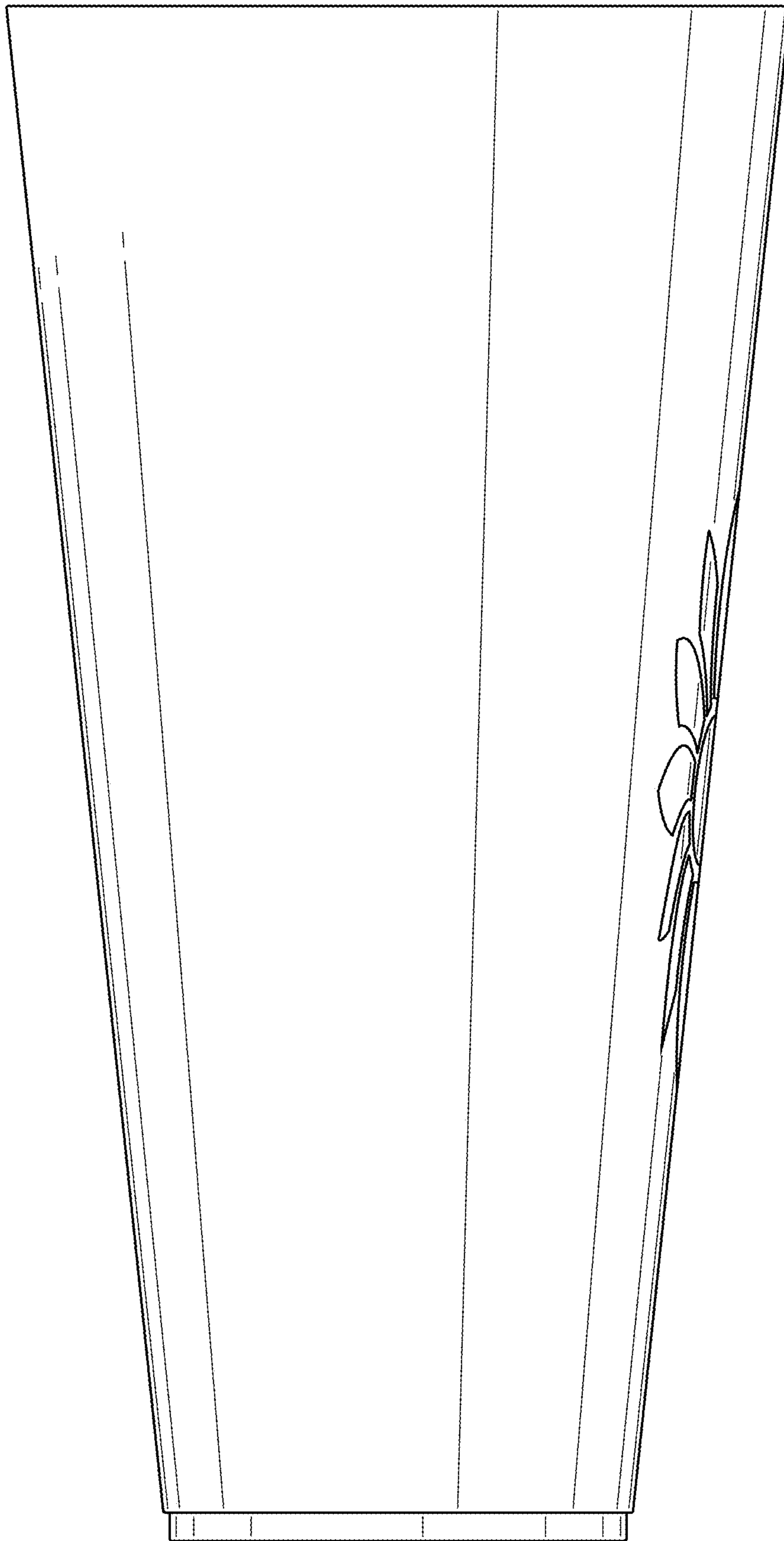


FIG. 4

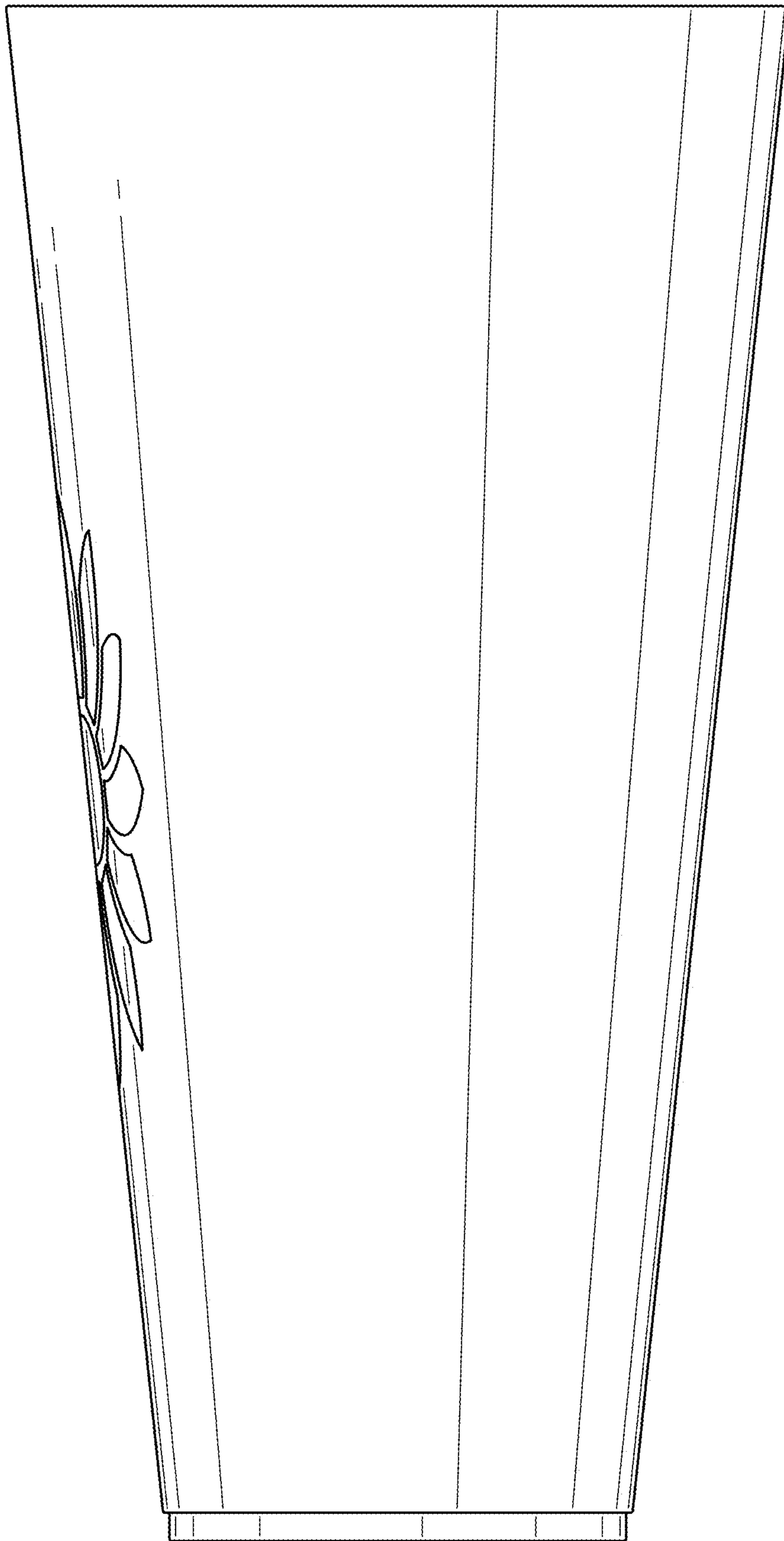


FIG. 5



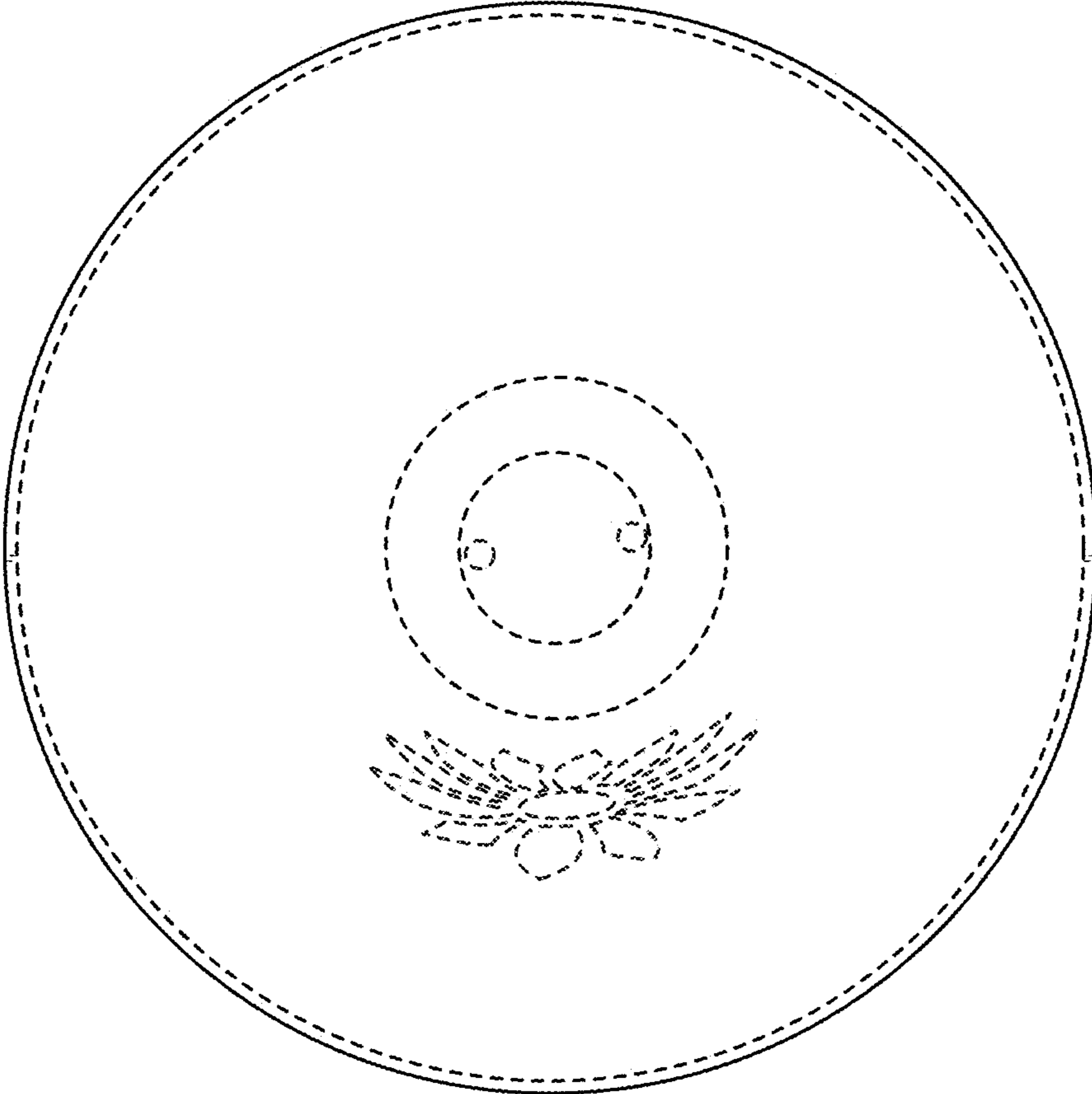


FIG. 6

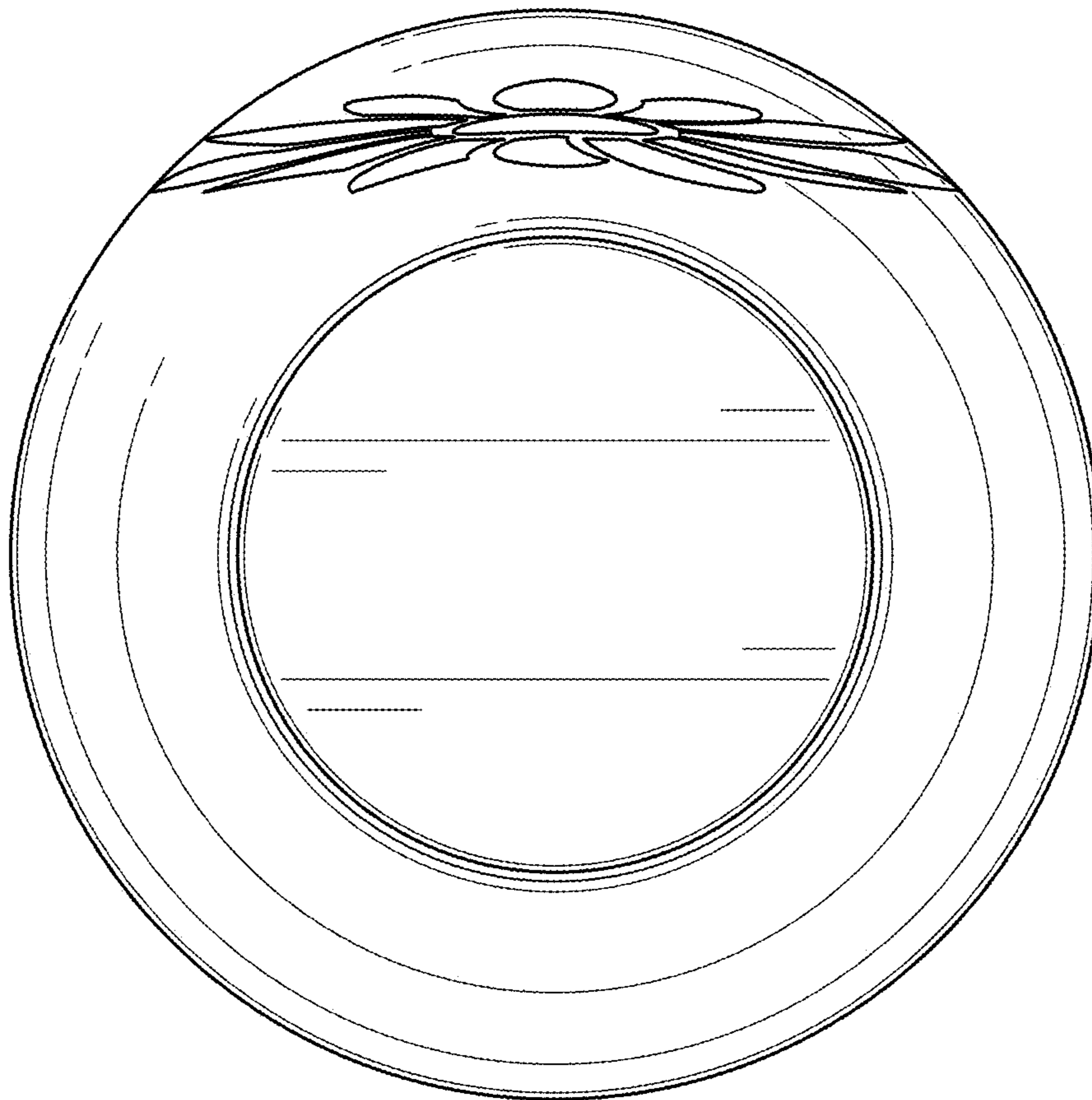


FIG. 7