



US00D907947S

(12) **United States Design Patent**
Wang

(10) **Patent No.:** **US D907,947 S**
(45) **Date of Patent:** **** Jan. 19, 2021**

- (54) **CHAIR**
- (71) Applicant: **Henglin Home Furnishings Co., Ltd.,**
Zhejiang (CN)
- (72) Inventor: **Jianglin Wang,** Zhejiang (CN)
- (73) Assignee: **Henglin Home Furnishings Co., Ltd.,**
Zhejiang (CN)
- (**) Term: **15 Years**
- (21) Appl. No.: **29/741,956**
- (22) Filed: **Jul. 17, 2020**
- (30) **Foreign Application Priority Data**

D543,717 S *	6/2007	Chen	D6/366
D568,624 S *	5/2008	Wen	D6/366
D641,572 S *	7/2011	Tsai	D6/716.4
D645,684 S *	9/2011	Chen	D6/716.4
D661,506 S	6/2012	Ou		
D661,916 S	6/2012	Chen		
D673,399 S *	1/2013	Gu	D6/716.4
8,408,647 B2 *	4/2013	Wu	A47C 7/402 297/285
8,579,376 B2 *	11/2013	Chen	A47C 7/402 297/353
D698,167 S	1/2014	Wan et al.		
D708,883 S *	7/2014	Tsai	D6/716.4
D708,884 S *	7/2014	Hsuan-Chin	D6/716.4
D780,499 S *	3/2017	Tsai	D6/716.4
D793,142 S *	8/2017	Tsai	D6/716.4
10,076,191 B2 *	9/2018	Chen	A47C 7/405
D841,997 S	3/2019	Chen		
D874,842 S	2/2020	Wang		

(Continued)

May 13, 2020 (CN) 2020 3 0217025

- (51) **LOC (13) Cl.** **06-01**
- (52) **U.S. Cl.**
USPC **D6/716; D6/366**
- (58) **Field of Classification Search**
USPC D6/334-336, 364, 365, 366, 367, 369,
D6/374, 376, 379, 716, 716.1, 716.2,
D6/716.3, 716.4, 716.5
CPC A47C 7/004; A47C 7/006; A47C 7/282;
A47C 7/14; A47C 7/38; A47C 7/40;
A47C 7/402; A47C 7/405; A47C 7/46;
A47C 7/54; B60N 2/66
See application file for complete search history.

(56) **References Cited**

U.S. PATENT DOCUMENTS

6,843,530 B1 *	1/2005	Wu	A47C 7/38 297/284.3
D501,333 S *	2/2005	Piretti	D6/716
6,945,601 B1 *	9/2005	Wu	A47C 7/40 297/284.1
D510,671 S *	10/2005	Wu	D6/366

Primary Examiner — Mimoso De

(74) *Attorney, Agent, or Firm* — JCIP Global Inc.

(57) **CLAIM**

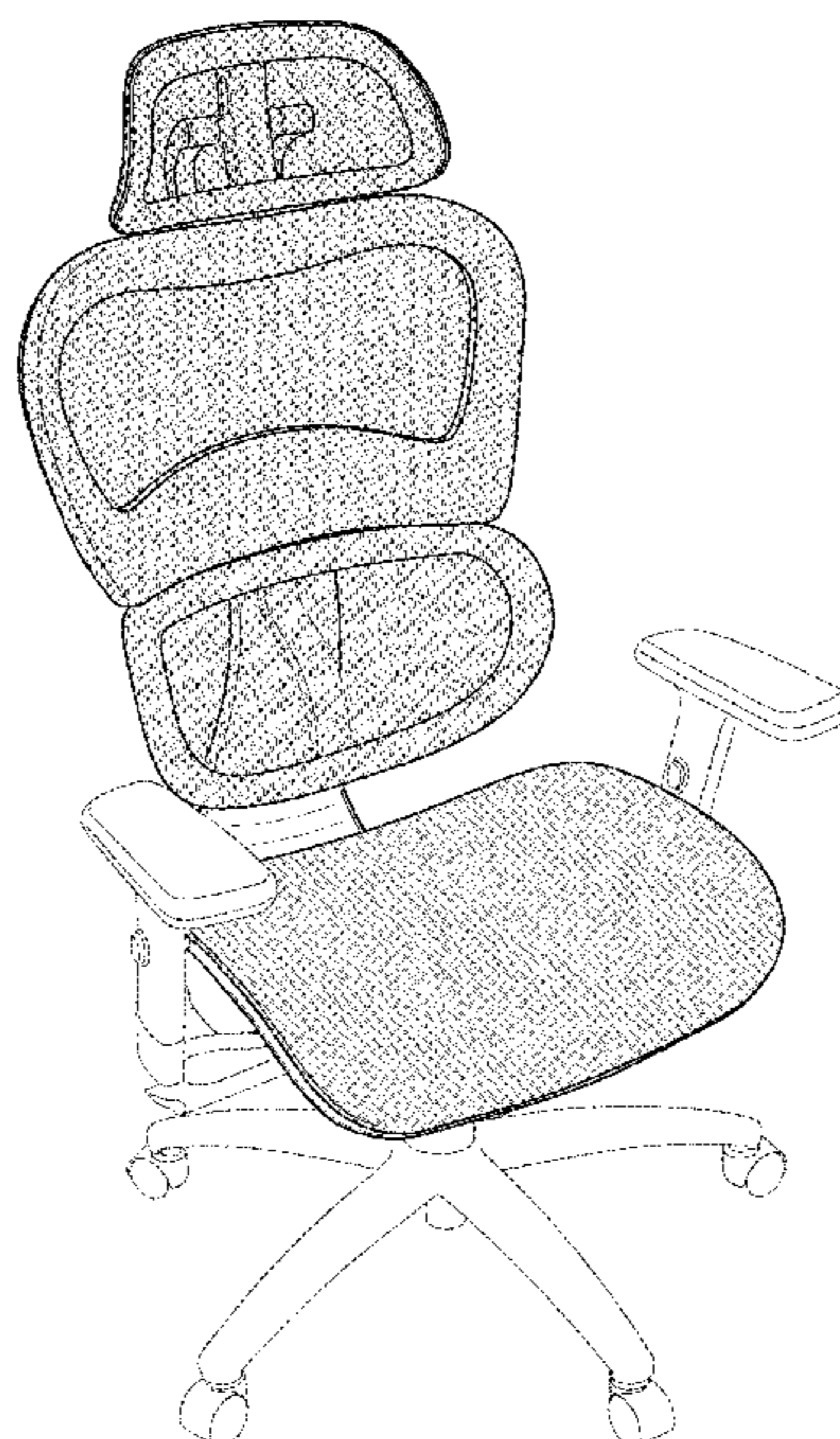
The ornamental design for a chair, as shown and described.

DESCRIPTION

FIG. 1 is a perspective view of a chair showing my new design;
FIG. 2 is a front view thereof;
FIG. 3 is a rear view thereof;
FIG. 4 is a left side view thereof;
FIG. 5 is a right side view thereof;
FIG. 6 is a top view thereof; and,
FIG. 7 is another perspective view thereof, wherein the chair is stretched.

A bottom view thereof is omitted since it does not contain ornamental features. The broken line showing of portions of the chair in FIGS. 1-7 forms no part of the claimed design.

1 Claim, 7 Drawing Sheets



(56)

References Cited

U.S. PATENT DOCUMENTS

2005/0189810	A1 *	9/2005	Wu	A47C 7/38 297/452.29
2011/0215623	A1 *	9/2011	Tsai	A47C 7/405 297/301.1
2012/0139321	A1 *	6/2012	Wu	A47C 7/38 297/391
2012/0193959	A1 *	8/2012	Chen	A47C 7/46 297/301.1
2012/0193962	A1 *	8/2012	Chen	A47C 7/405 297/353

* cited by examiner

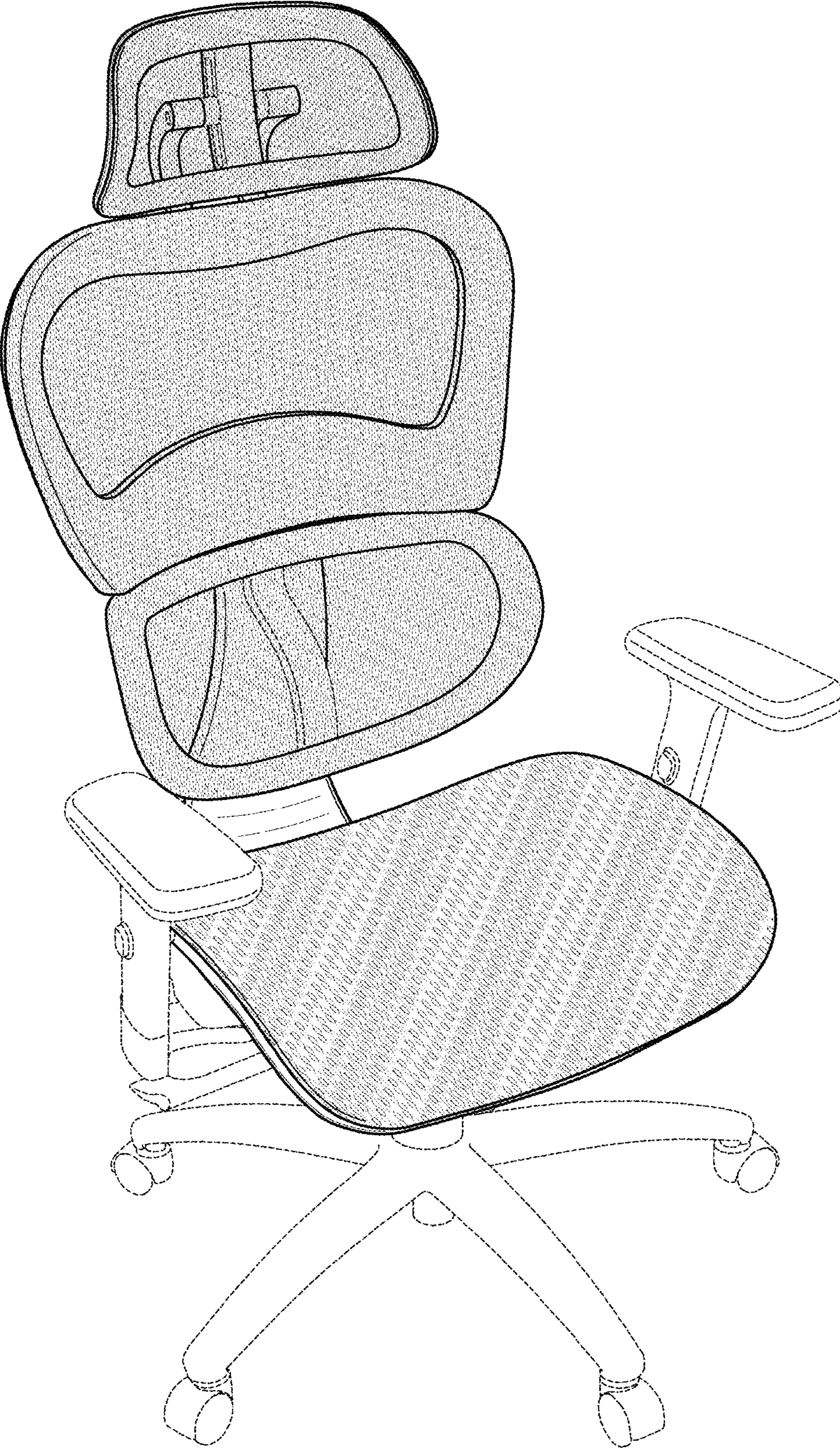


FIG. 1

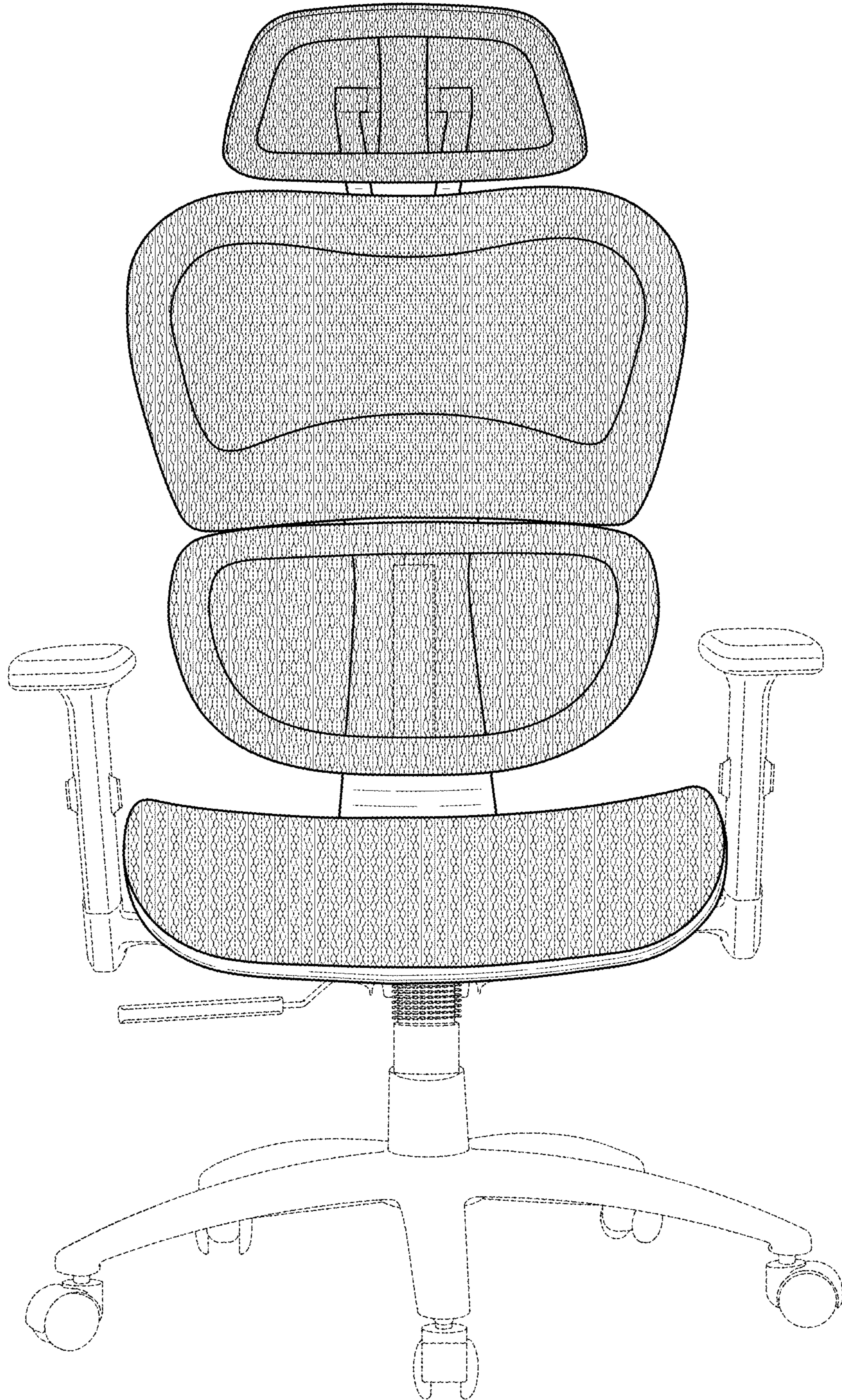


FIG. 2

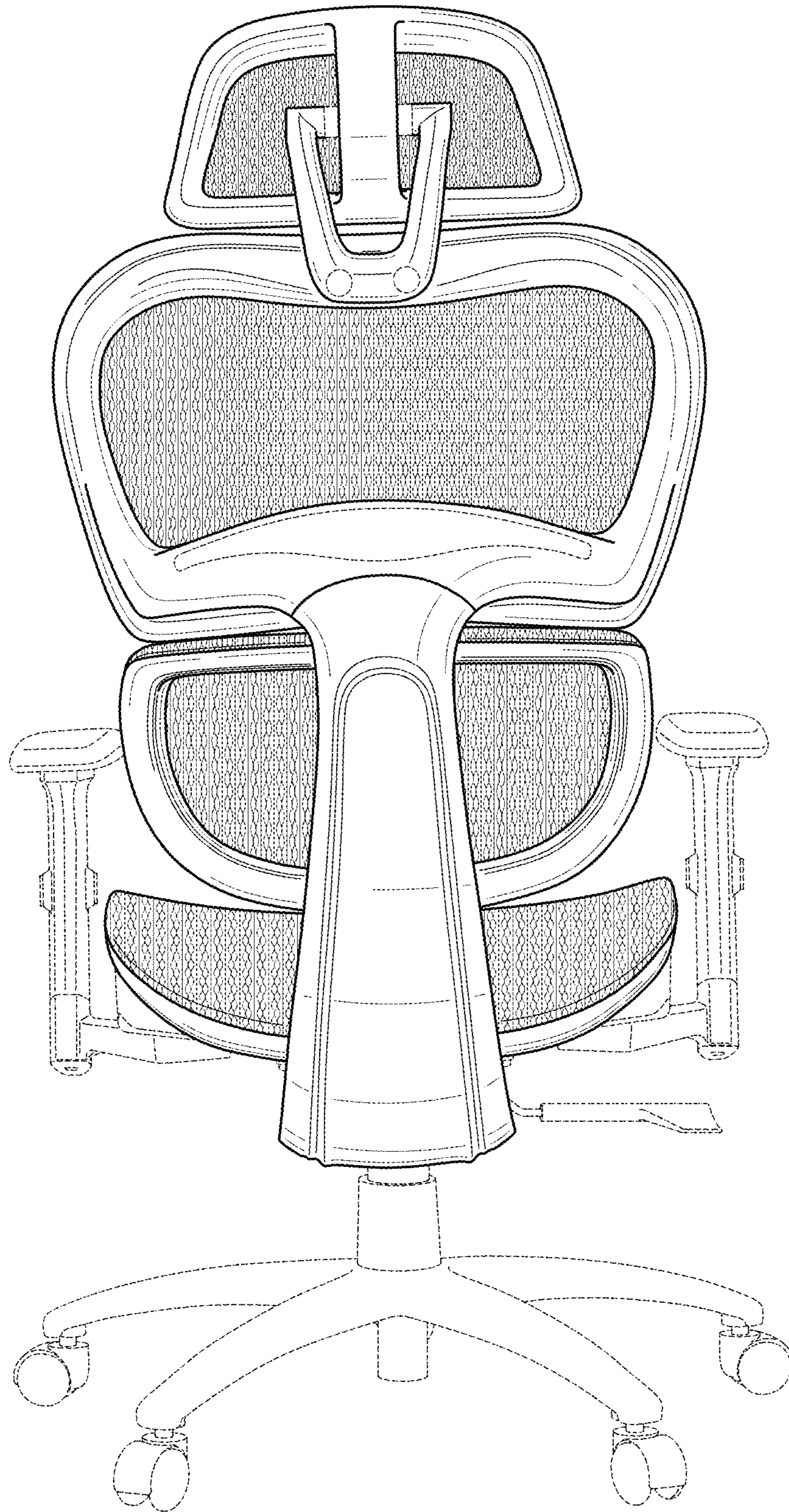


FIG. 3

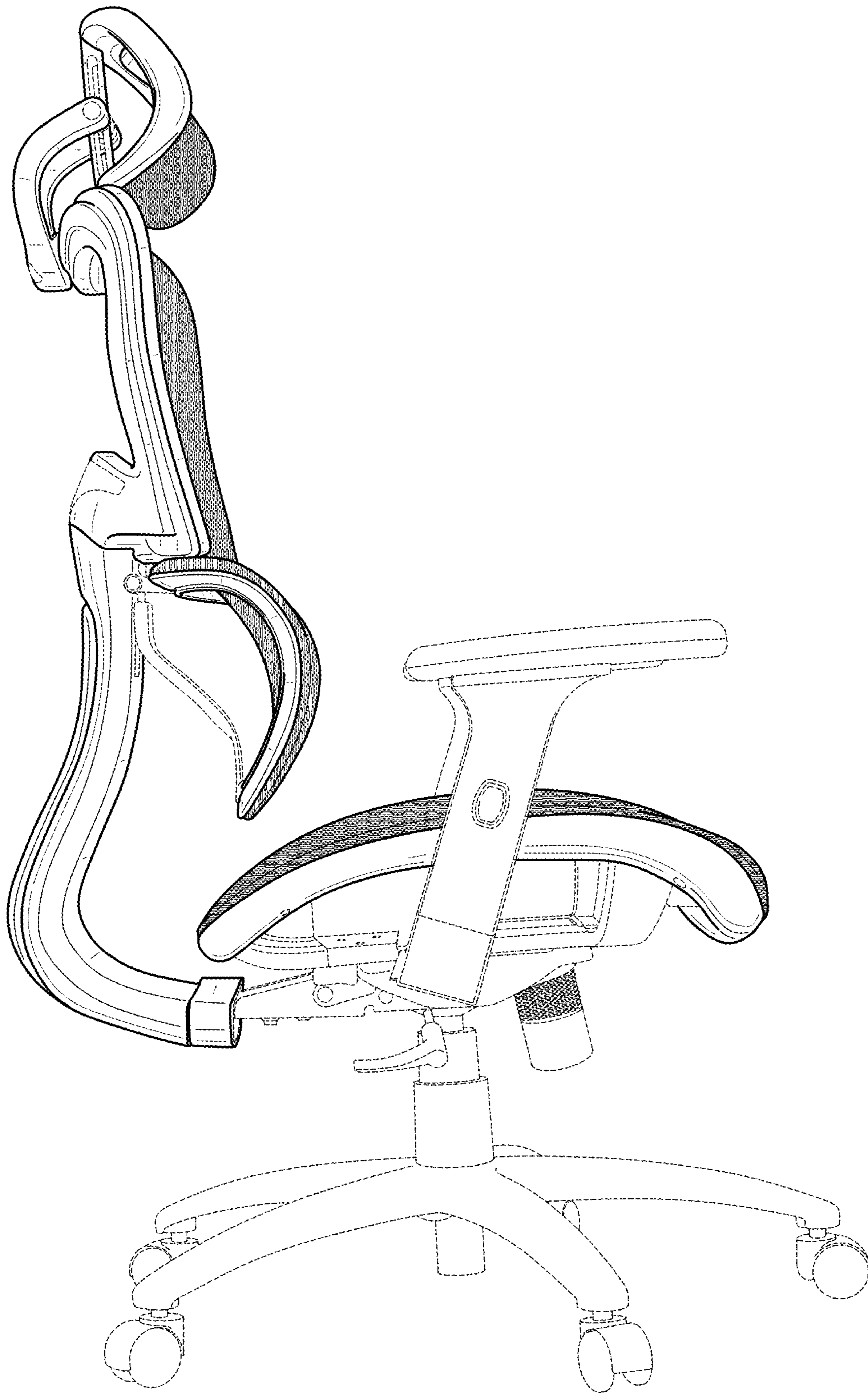


FIG. 4

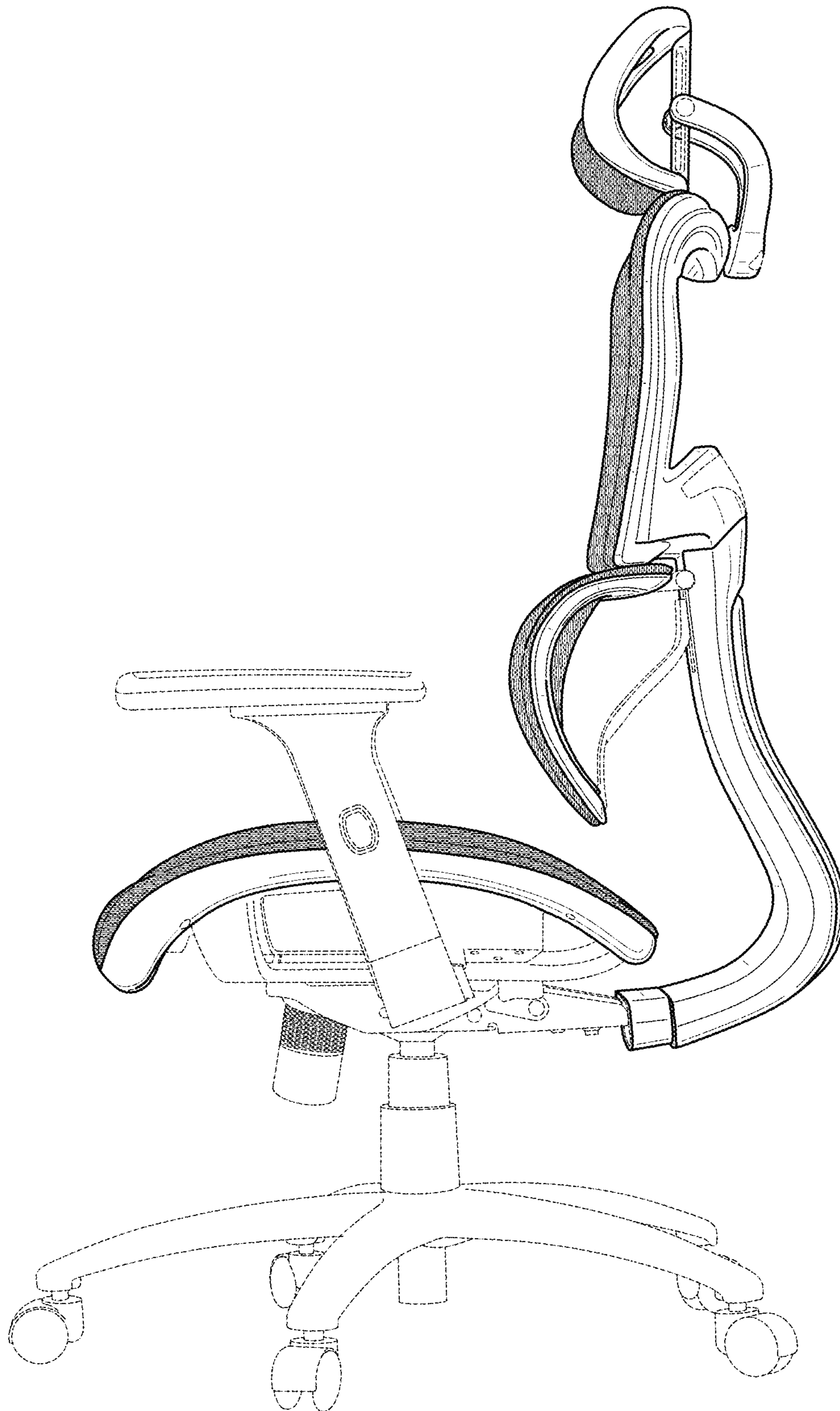


FIG. 5

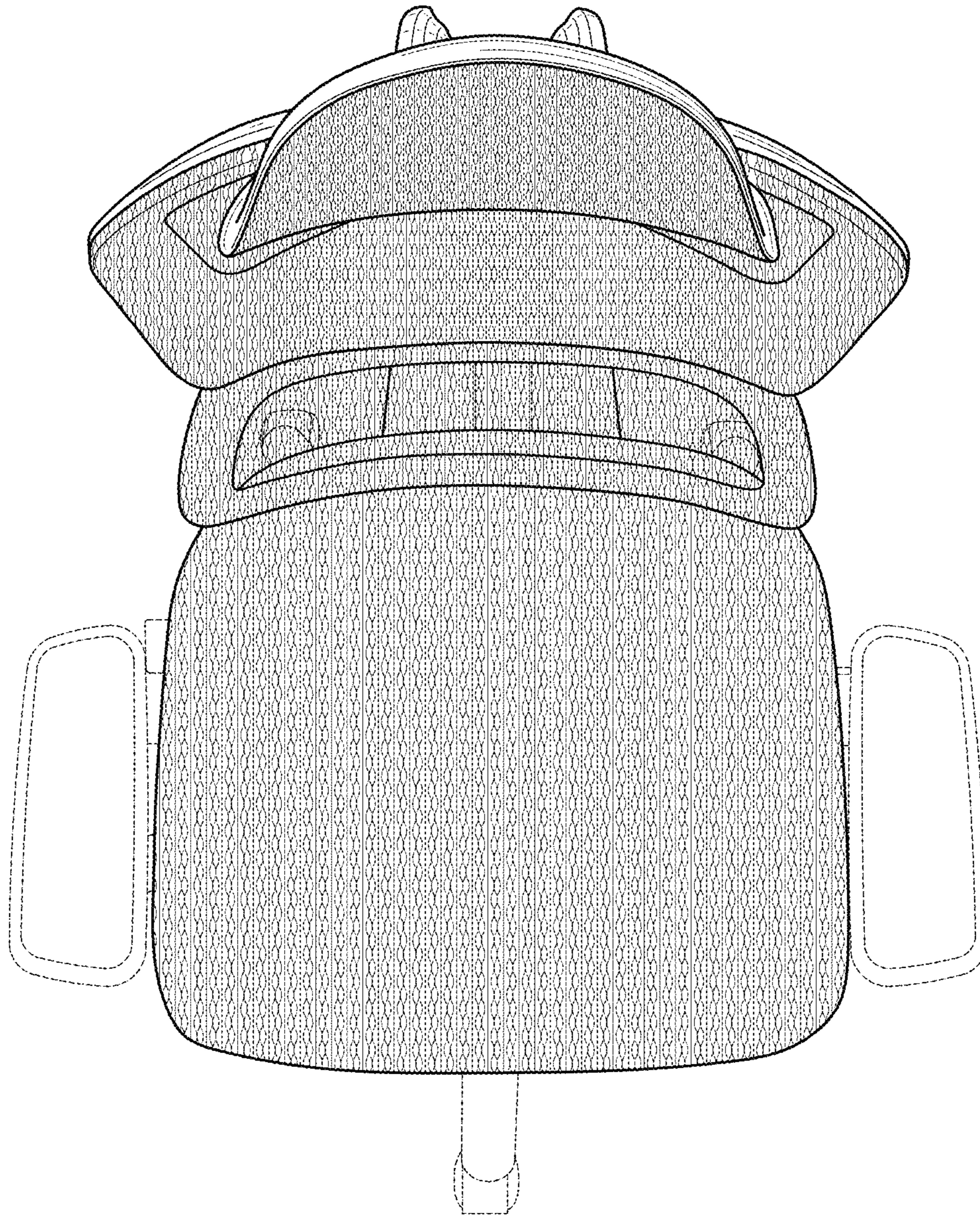


FIG. 6

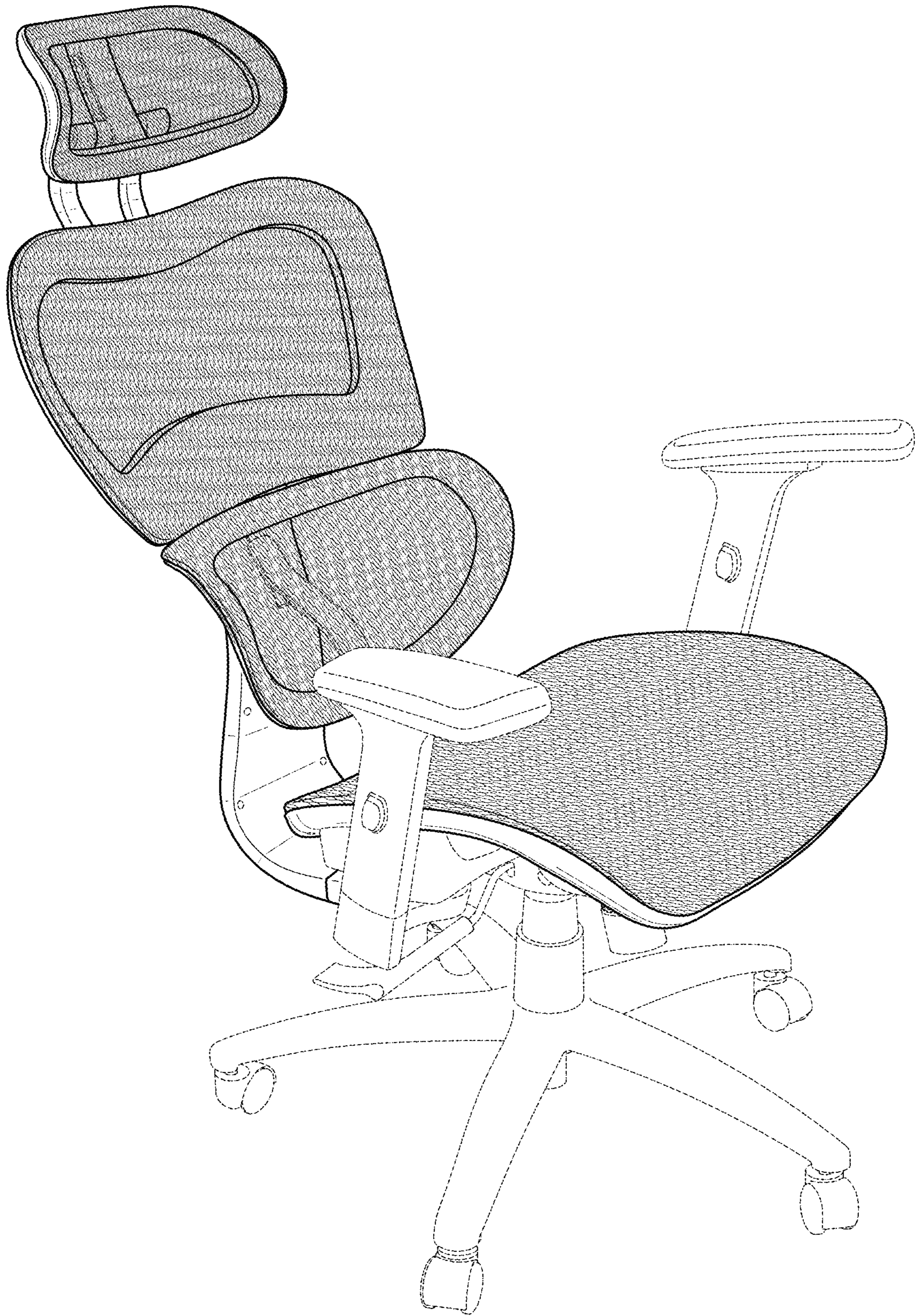


FIG. 7