



US00D907937S

(12) **United States Design Patent**  
**Rubio**

(10) **Patent No.:** **US D907,937 S**

(45) **Date of Patent:** **\*\* Jan. 19, 2021**

(54) **LOUNGE CHAIR**

(71) Applicant: **LK Design, Inc.**, Paradise Valley, AZ  
(US)

(72) Inventor: **Mario Ruiz Rubio**, Barcelona (ES)

(73) Assignee: **LK Design, Inc.**, Paradise Valley, AZ  
(US)

(\*\*) Term: **15 Years**

(21) Appl. No.: **29/704,825**

(22) Filed: **Sep. 6, 2019**

(51) **LOC (13) Cl.** ..... **06-01**

(52) **U.S. Cl.**  
USPC ..... **D6/370**

(58) **Field of Classification Search**  
USPC ..... D6/368, 370, 371, 373, 374, 375, 379,  
D6/717, 377, 580; D21/519, 521  
CPC .... A47C 4/08; A47C 4/00; A47C 7/70; A47C  
7/405; A47C 13/00  
See application file for complete search history.

(56) **References Cited**

**U.S. PATENT DOCUMENTS**

- 3,134,622 A \* 5/1964 Leachman, Jr. .... A47C 4/14  
297/35
- 4,976,492 A \* 12/1990 Ziegler ..... A47C 4/14  
297/31
- D448,184 S \* 9/2001 Hoisl ..... D6/368
- D501,732 S \* 2/2005 Hutton ..... D6/368
- D513,369 S \* 1/2006 Cross ..... D6/370
- D646,071 S \* 10/2011 Bogdan ..... D6/370
- D655,525 S \* 3/2012 Pedersen ..... D6/370
- D655,953 S \* 3/2012 Hughes ..... D6/717
- D658,399 S \* 5/2012 Webb ..... D6/374
- D660,036 S \* 5/2012 Grotta ..... D6/370
- D660,037 S \* 5/2012 Pedersen ..... D6/370
- D680,346 S \* 4/2013 Pedersen ..... D6/370
- D700,787 S \* 3/2014 VanderKamp ..... D6/370

- D709,709 S \* 7/2014 Mareane ..... D6/370
- D713,163 S \* 9/2014 Pedersen ..... D6/370
- D715,568 S \* 10/2014 Davis ..... D6/370
- D716,068 S \* 10/2014 McGuinness ..... D6/370

(Continued)

**OTHER PUBLICATIONS**

“Sublime Original Low O Modern Rubbed Outdoor Adirondack Chair” Aug. 13, 2019, pinvibe.com, site visited Sep. 3, 2020 <<https://www.pinvibe.com/media/78672324722518060>> (Year: 2019).\*

*Primary Examiner* — Kevin K Rudzinski

*Assistant Examiner* — Paul D Bohannon

(74) *Attorney, Agent, or Firm* — Lewis Roca Rothgerber Christie LLP

(57) **CLAIM**

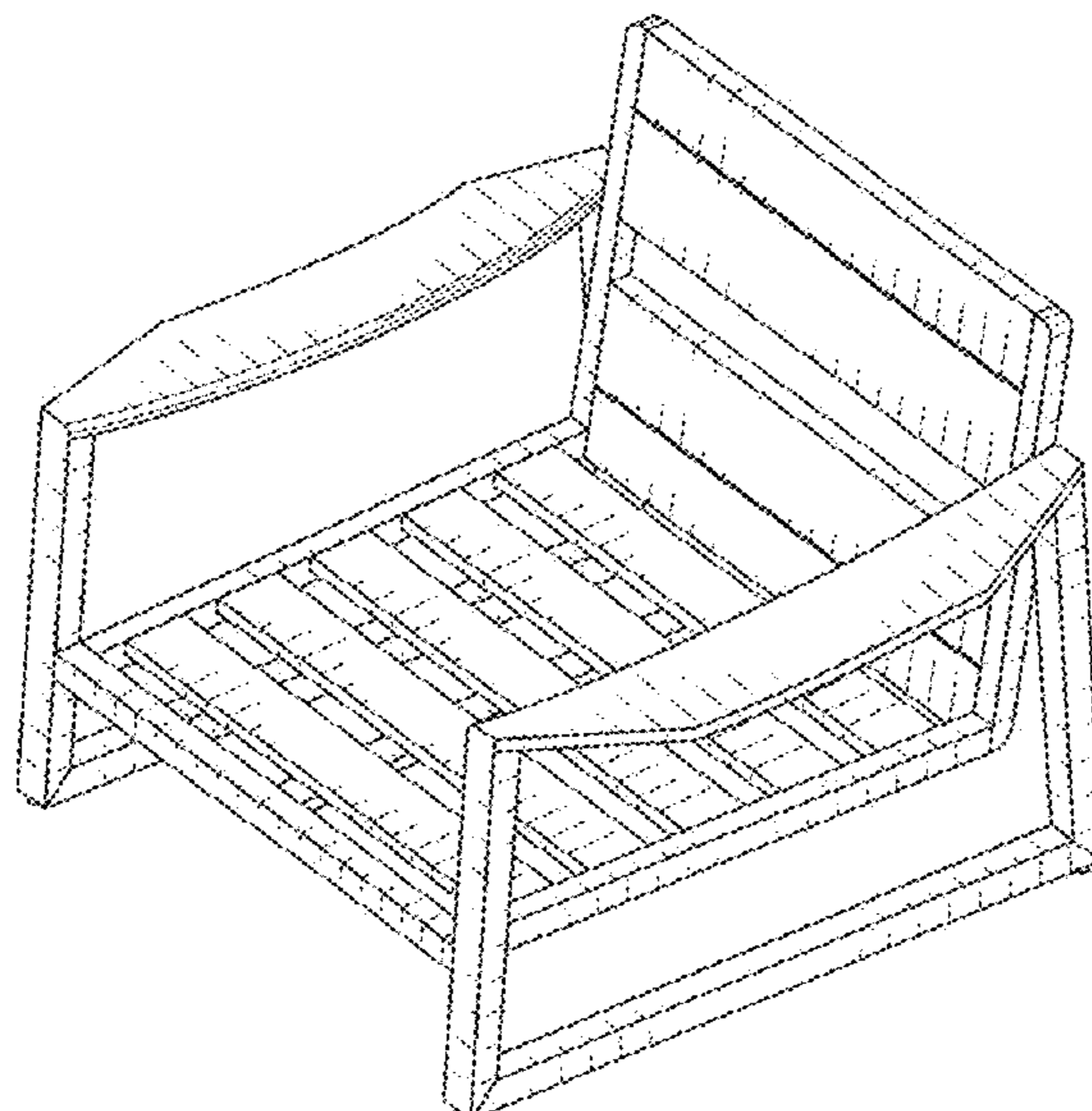
The ornamental design for a lounge chair, as shown and described.

**DESCRIPTION**

FIG. 1 is a front and perspective view of a first embodiment of a lounge chair showing my new design;  
 FIG. 2 is a front and perspective view thereof;  
 FIG. 3 is a front side view thereof;  
 FIG. 4 is a back side view thereof;  
 FIG. 5 is a right side view thereof;  
 FIG. 6 is a left side view thereof;  
 FIG. 7 is a top view thereof;  
 FIG. 8 is a bottom view thereof;  
 FIG. 9 is a rear and perspective view thereof;  
 FIG. 10 is a front and perspective view of a second embodiment of a lounge chair showing my new design;  
 FIG. 11 is a front and perspective view of a third embodiment of a lounge chair showing my new design;  
 FIG. 12 is a top view thereof; and,  
 FIG. 13 is a bottom view thereof.

The claim is shown having a symbolic break in its width in FIG. 10. Any portion between the break lines not shown forms no part of the claimed design.

**1 Claim, 13 Drawing Sheets**



(56)

**References Cited**

U.S. PATENT DOCUMENTS

D719,751 S	*	12/2014	Nelson .....	D6/368
D720,941 S	*	1/2015	Mila Valcarcel .....	D6/370
D739,155 S	*	9/2015	Gretz .....	D6/370
D745,288 S	*	12/2015	Perse .....	D6/370
D745,289 S	*	12/2015	Perse .....	D6/370
D752,354 S	*	3/2016	Fairbanks .....	D6/370
D761,032 S	*	7/2016	Asner .....	D6/370
D780,470 S	*	3/2017	Segerstrom .....	D6/368
D825,214 S	*	8/2018	Mila Sagnier .....	D6/370
D832,607 S	*	11/2018	Inovero .....	D6/365
D835,427 S	*	12/2018	Inovero .....	D6/370
D839,615 S	*	2/2019	Tham .....	D6/335
D843,125 S	*	3/2019	Pontillas .....	D6/370
D845,018 S	*	4/2019	Scholander .....	D6/370
D855,926 S	*	8/2019	Segerstrom .....	D34/38
D863,800 S	*	10/2019	Inovero .....	D6/365

\* cited by examiner

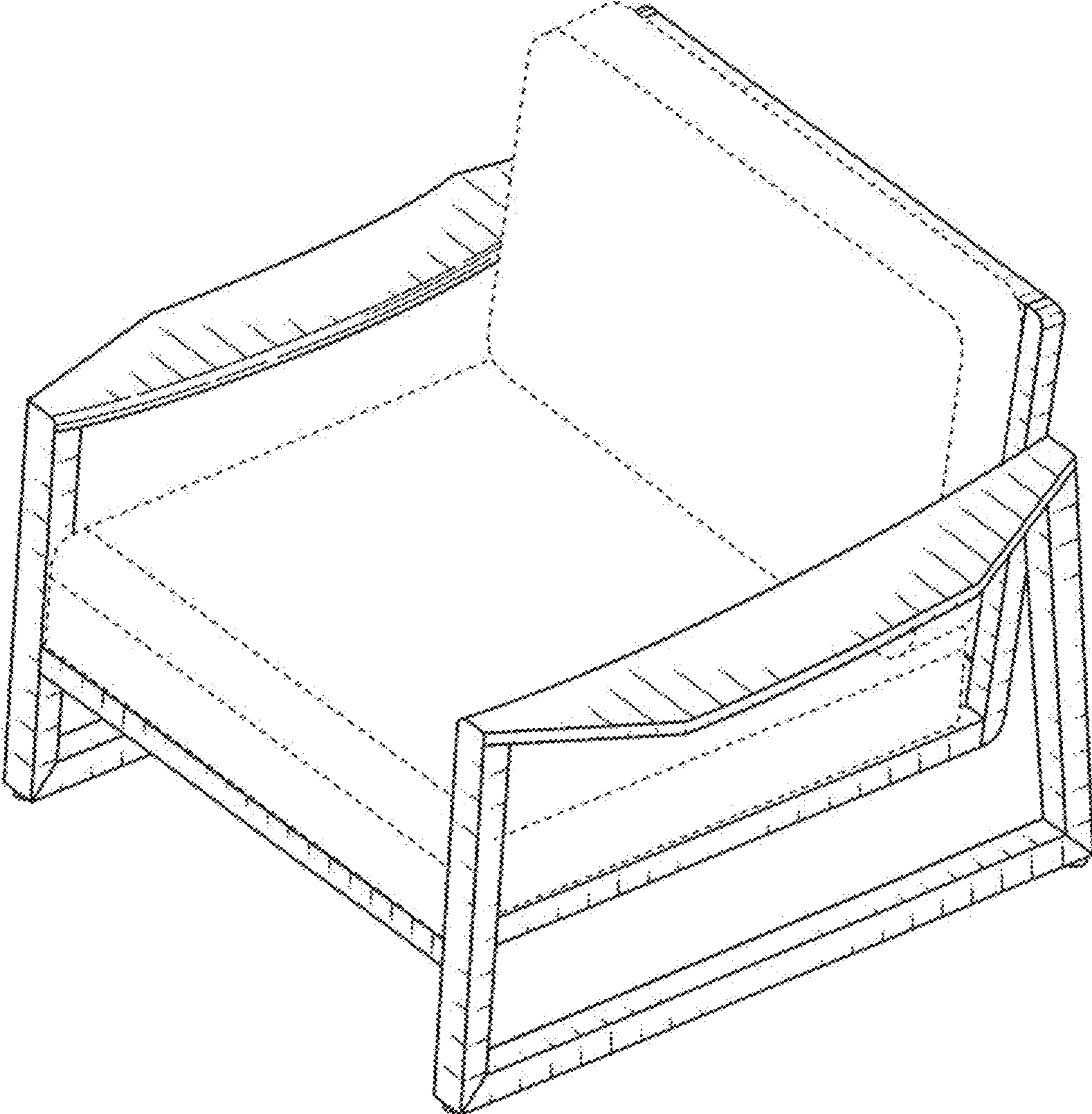


FIG. 1




FIG. 2

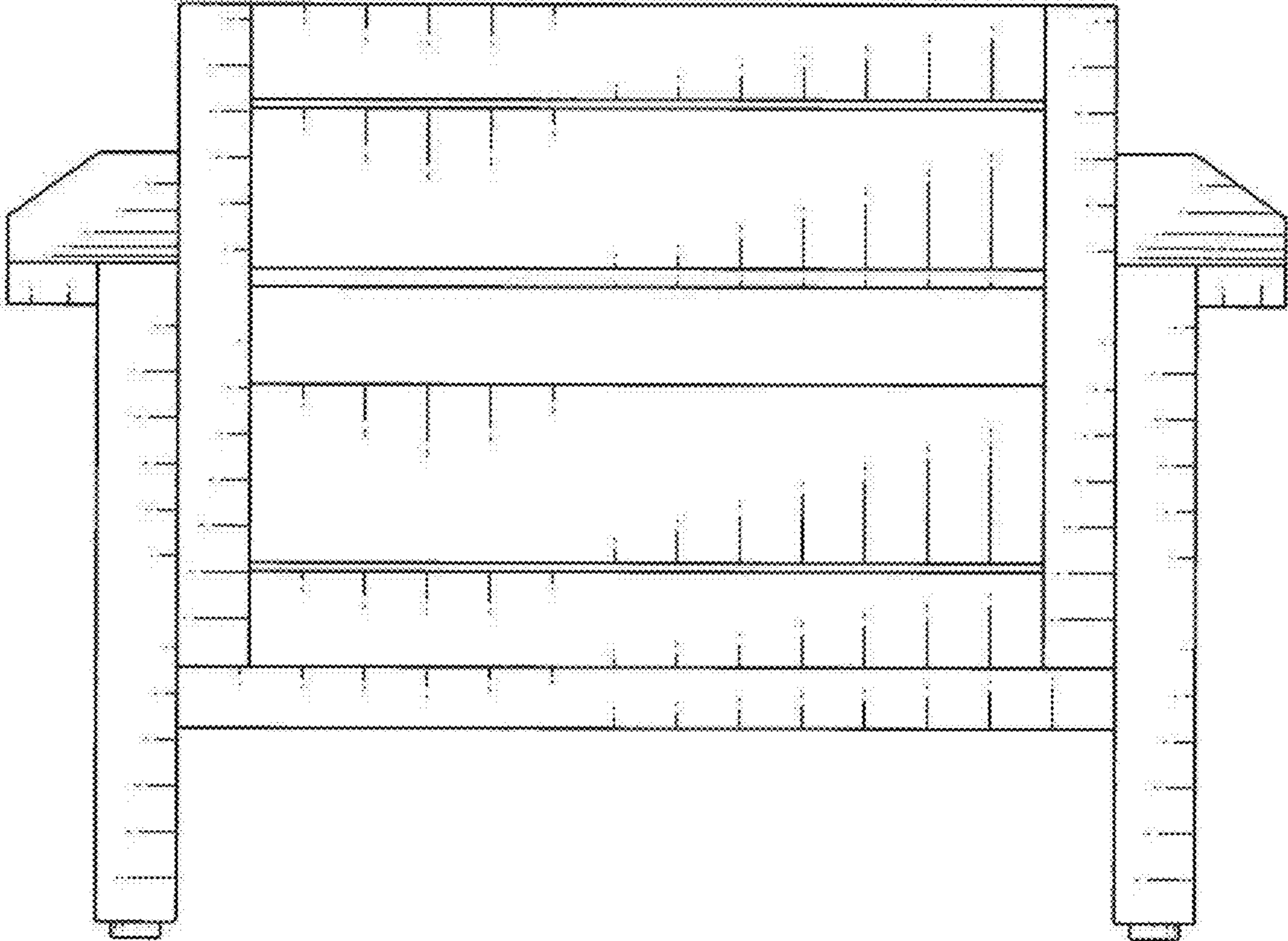


FIG. 3




FIG. 4

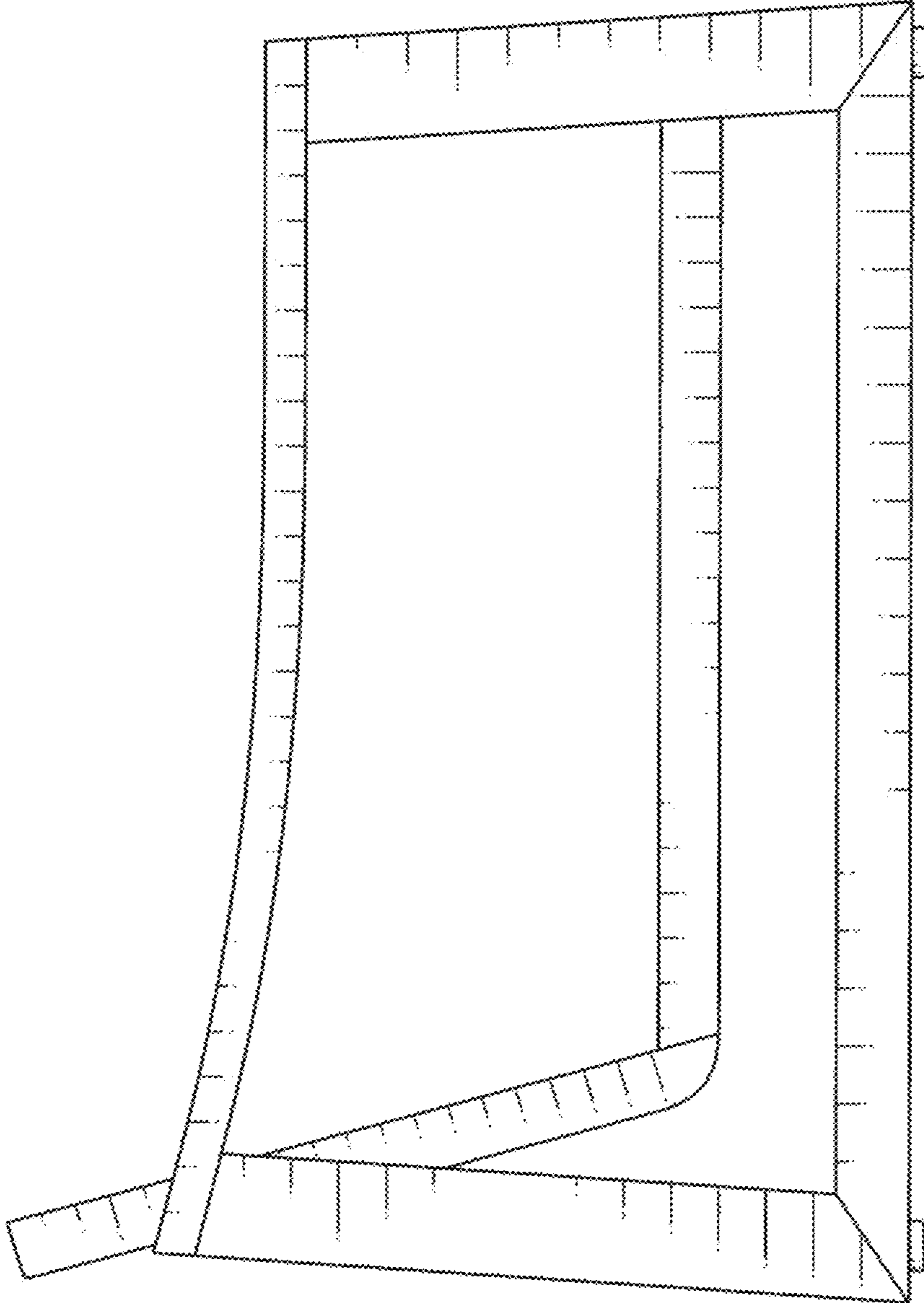


FIG. 5

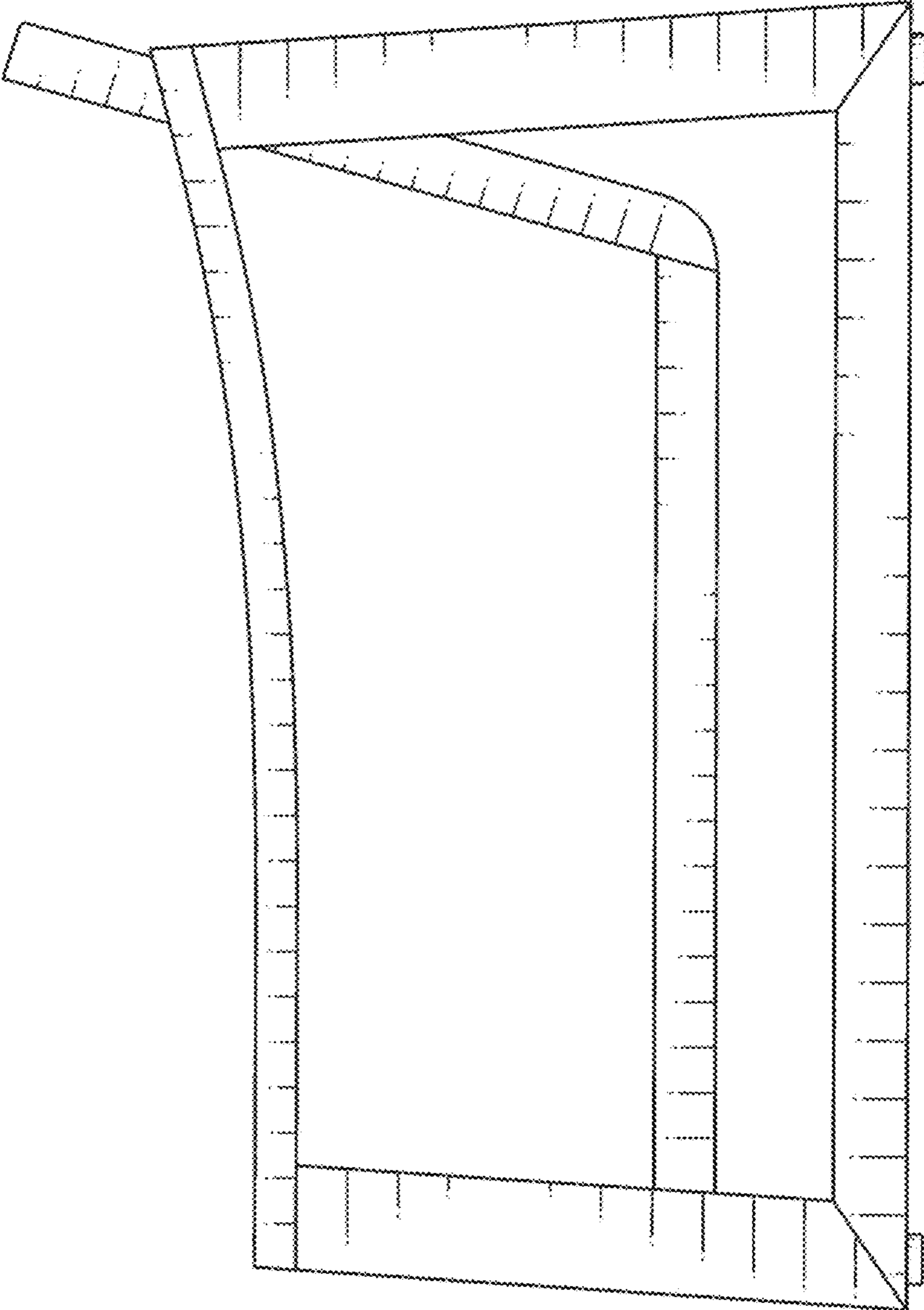


FIG. 6



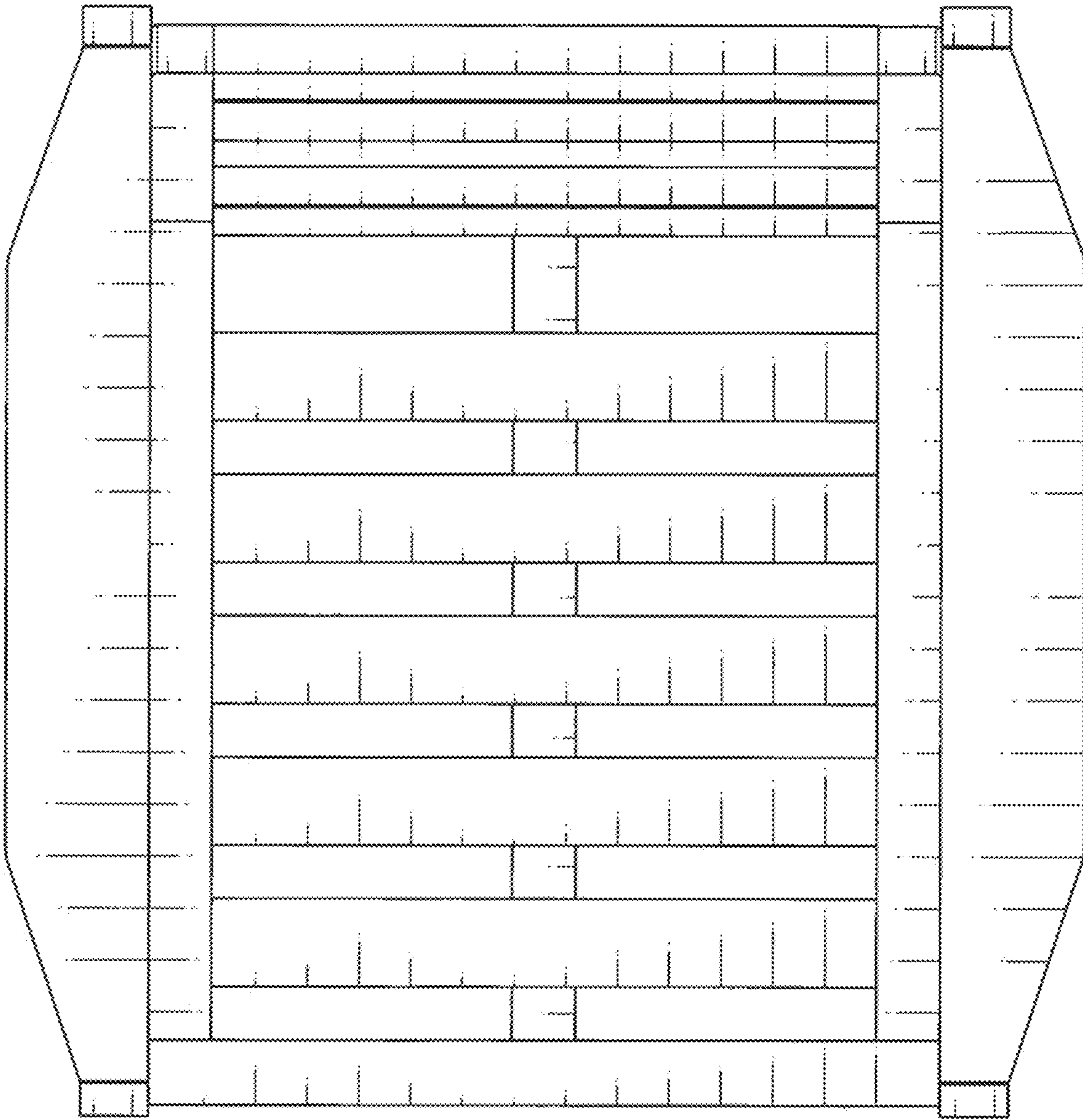


FIG. 7

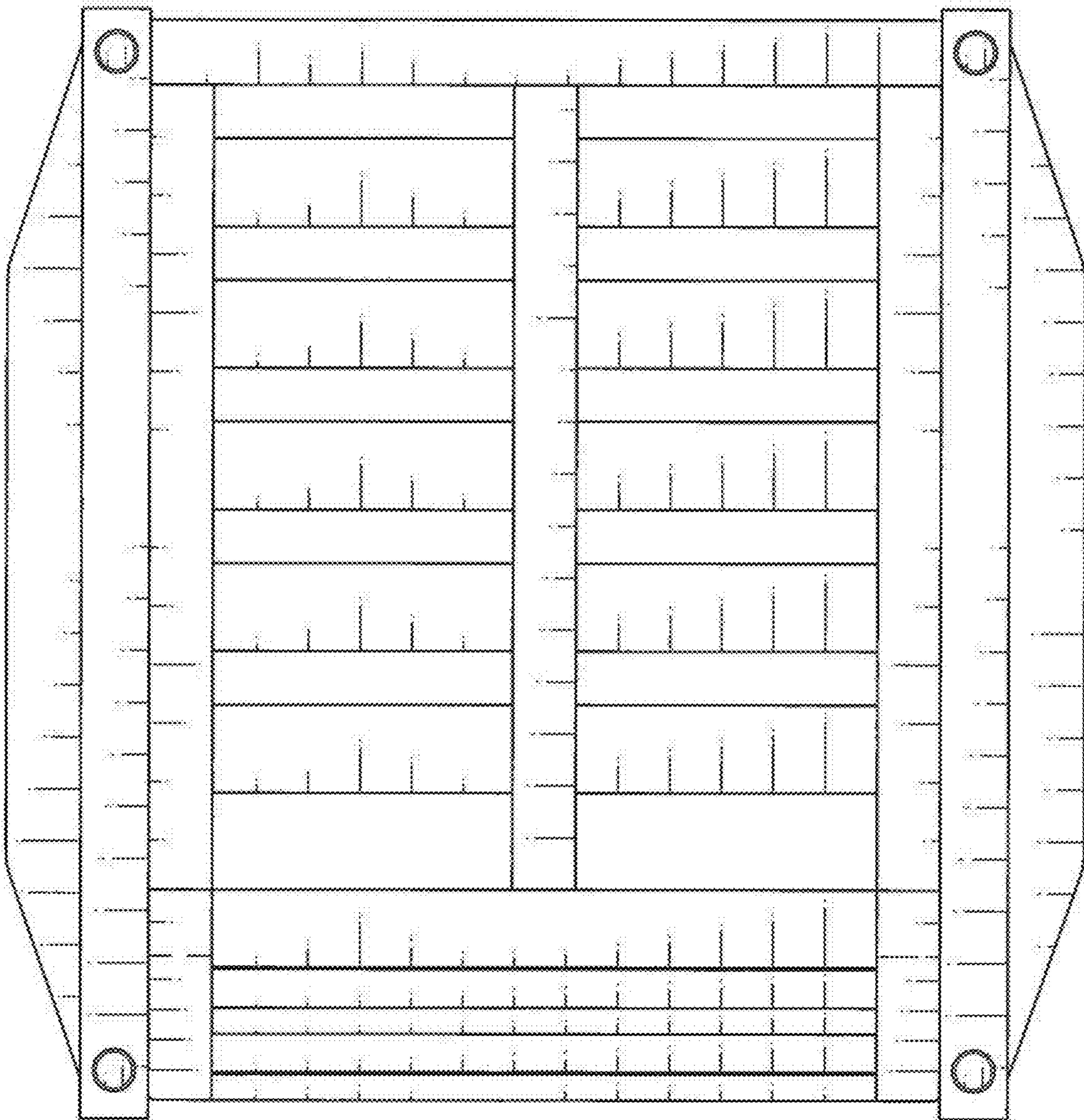


FIG. 8




FIG. 9

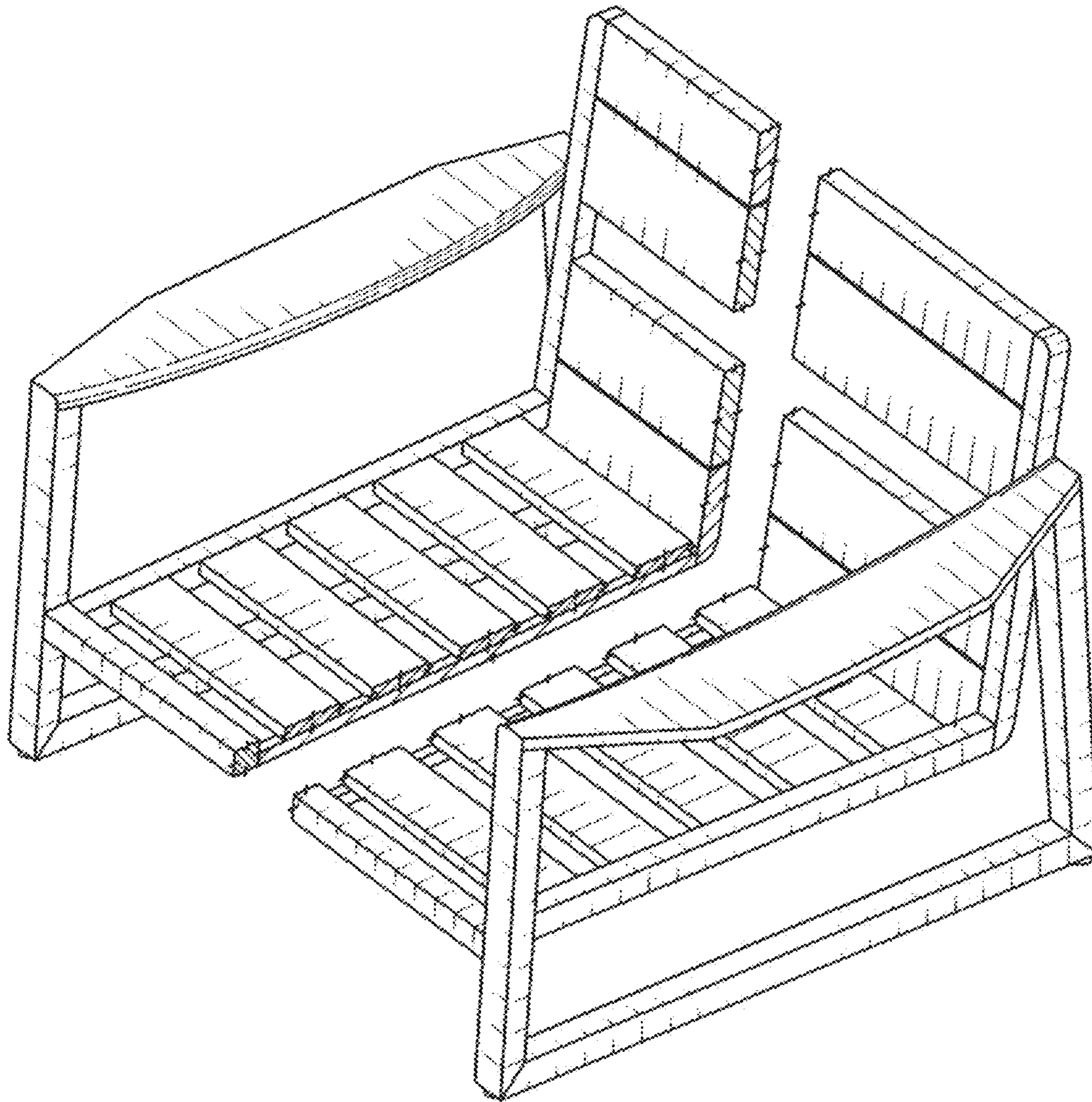


FIG. 10

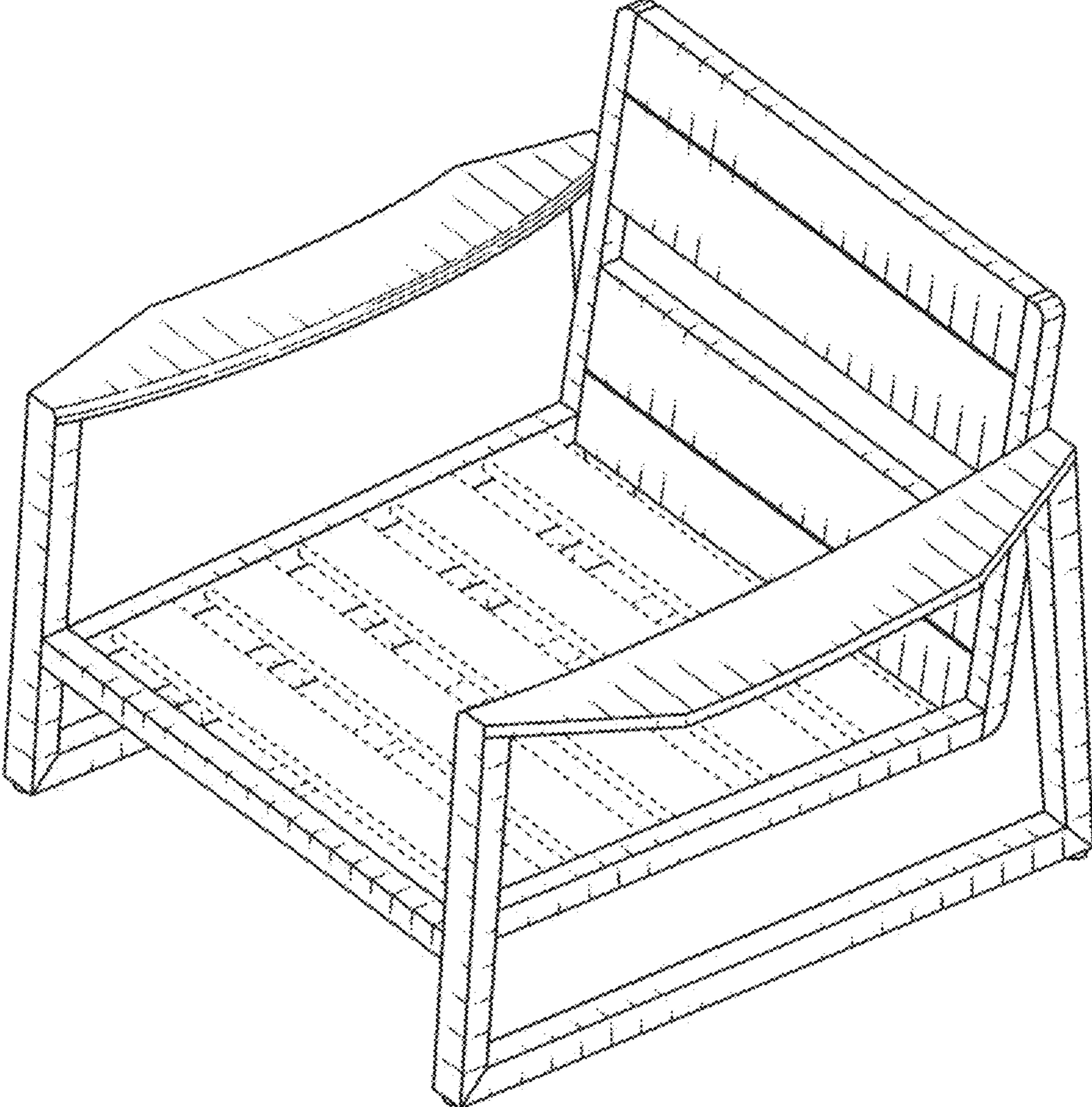


FIG. 11

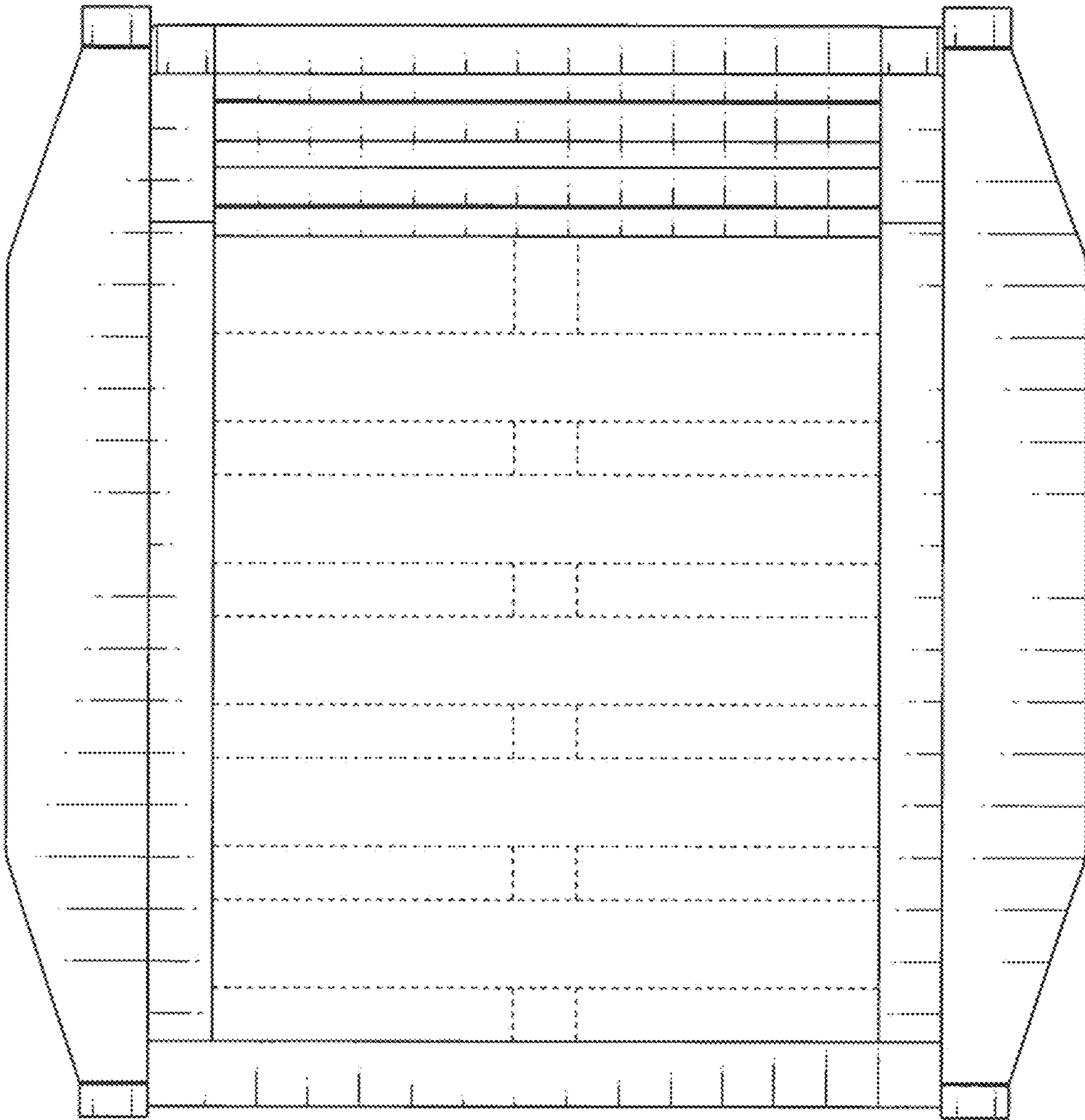


FIG. 12

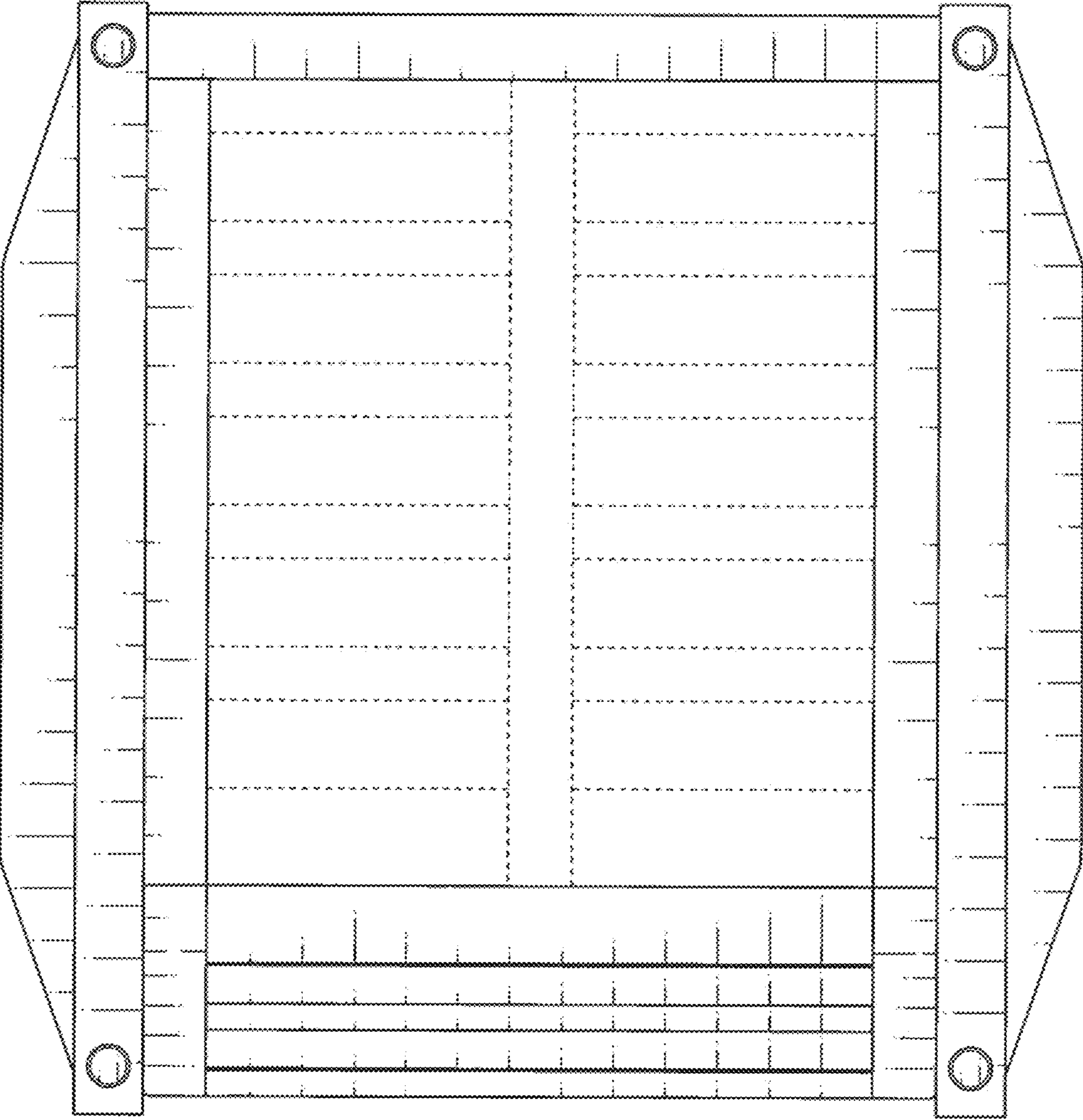


FIG. 13