



US00D907919S

(12) **United States Design Patent**
Mayer et al.

(10) **Patent No.:** **US D907,919 S**
(45) **Date of Patent:** **** Jan. 19, 2021**

(54) **CARRIER FOR HEADPHONE CABLES**

(71) Applicant: **Jiggyhub Pty Ltd.**, Birchgrove (AU)

(72) Inventors: **Melanie Mayer**, Birchgrove (AU);
Paul Moutzouris, North Ryde (AU);
Benjamin Ford, North Ryde (AU)

(73) Assignee: **JIGGYHUB PTY LTD.**, Birchgrove (AU)

(**) Term: **15 Years**

(21) Appl. No.: **29/676,412**

(22) Filed: **Jan. 10, 2019**

(30) **Foreign Application Priority Data**

Jul. 11, 2018 (AU) 201814160

(51) **LOC (13) Cl.** **03-01**

(52) **U.S. Cl.**
USPC **D3/273**

(58) **Field of Classification Search**

USPC D3/201, 203.1, 203.2, 273, 274, 284,
D3/285, 291, 289, 302, 276, 294, 295,
D3/298, 318, 901, 902, 903, 270;
D8/356, 358; D14/205
CPC ... A45C 5/00; A45C 2011/001; A45C 13/002;
A45C 5/08; A45C 11/00; H04R 1/1025;
H04R 1/1033

See application file for complete search history.

(56) **References Cited**

U.S. PATENT DOCUMENTS

D387,062 S * 12/1997 Heine D10/72
D402,538 S * 12/1998 Wagter D8/358

D456,692 S * 5/2002 Epstein D8/356
D476,572 S * 7/2003 Merritt D28/82
D505,859 S * 6/2005 Suzuki D8/358
D631,730 S * 2/2011 Skillman H02G 11/02
D8/356
D718,528 S * 12/2014 Garavaglia D3/264
D748,455 S * 2/2016 Symons D8/356
D808,778 S * 1/2018 Smeja H02J 7/0042
D8/356
D816,994 S * 5/2018 Fischer D3/294
D832,086 S * 10/2018 Son D8/358
D844,969 S * 4/2019 Xiao D3/201
D871,894 S * 1/2020 Brett D8/356

* cited by examiner

Primary Examiner — April Rivas

(57) **CLAIM**

The ornamental design for a carrier for headphone cables, as shown and described.

DESCRIPTION

FIG. 1 is an isometric top view of the carrier for headphone cables;

FIG. 2 is a front view of the carrier for headphone cables;

FIG. 3 is a rear view of the carrier for headphone cables;

FIG. 4 is a left view of the carrier for headphone cables;

FIG. 5 is a right view of the carrier for headphone cables;


FIG. 6 is a bottom view of the carrier for headphone cables; and,

FIG. 7 is top view of the carrier for headphones cables.

The symbols and wording shown in dashes lines are shown for reference purposes only and form no part of the design.

The broken lines illustrate portions of the carrier for headphone cables and form no part of the claimed design.

1 Claim, 7 Drawing Sheets






FIG. 1

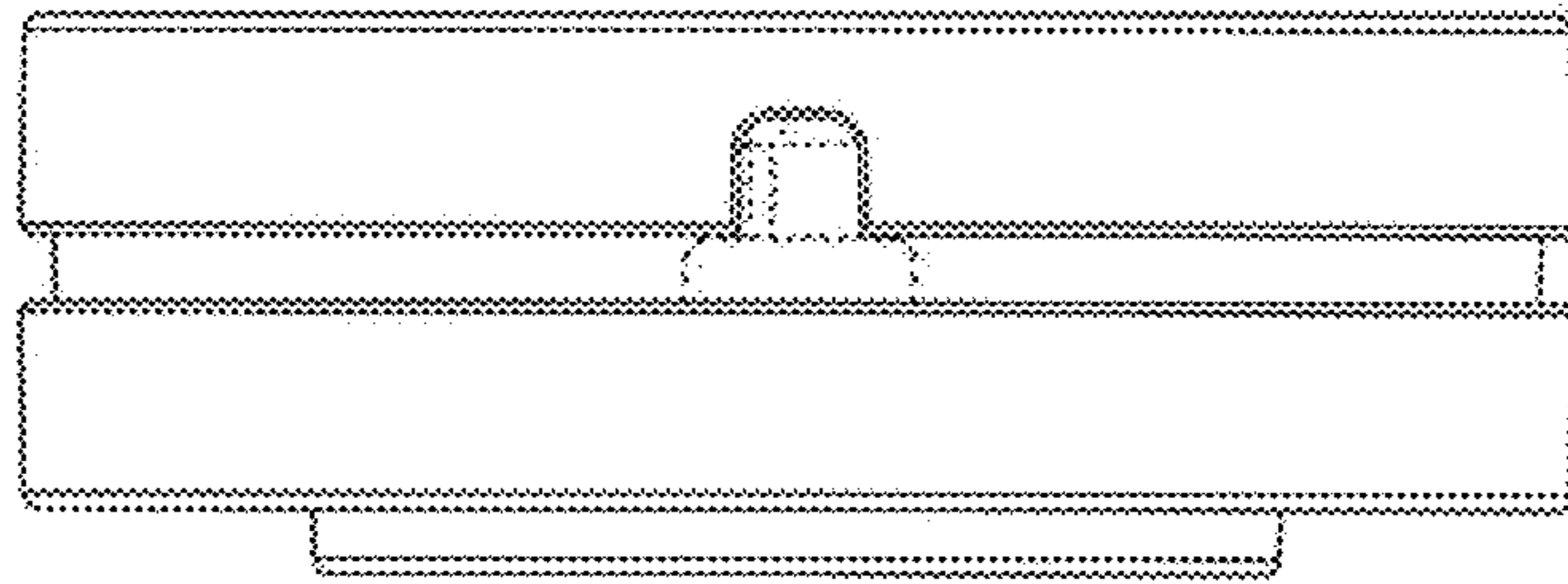


FIG. 2

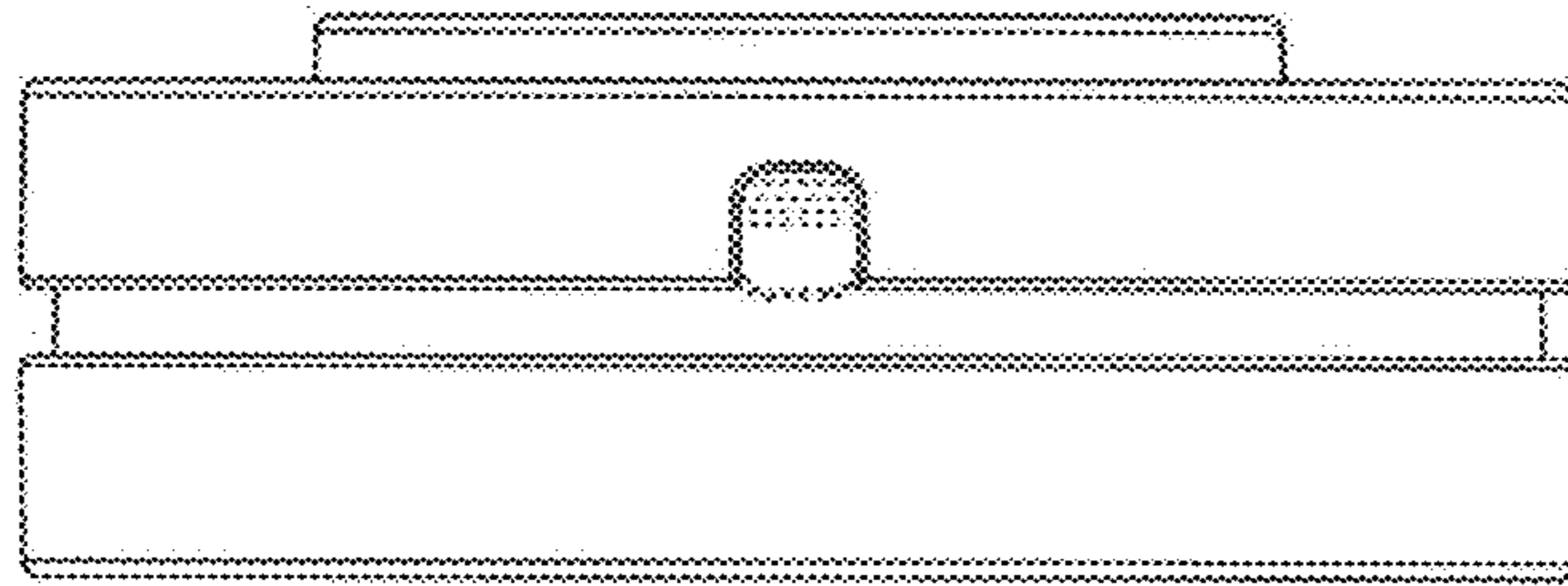


FIG. 3




FIG. 4




FIG. 5

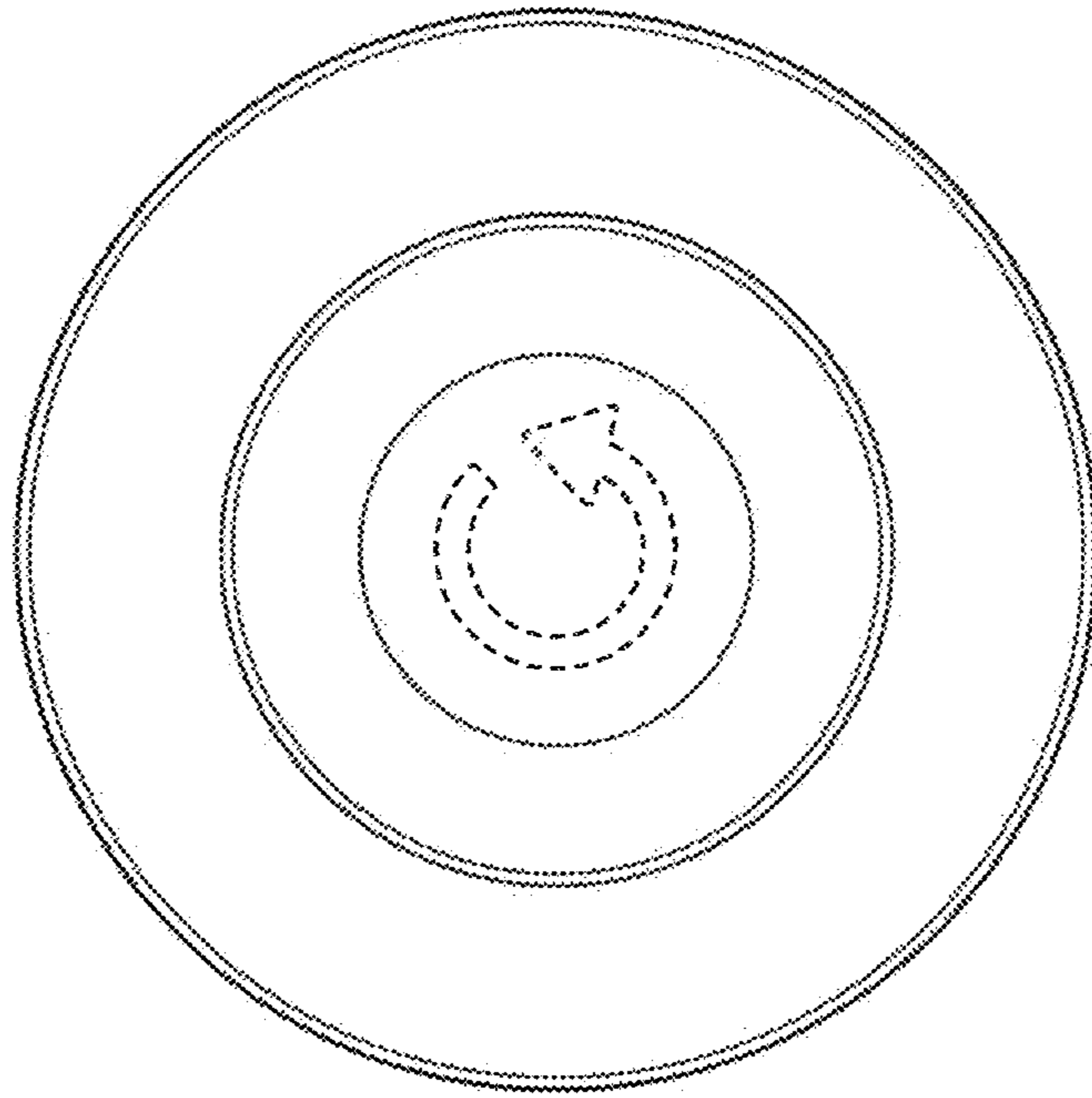


FIG. 6




FIG. 7