



US00D907911S

(12) **United States Design Patent**
Prochmann

(10) **Patent No.:** **US D907,911 S**
(45) **Date of Patent:** **** Jan. 19, 2021**

- (54) **SHOE UPPER**
- (71) Applicant: **Dynasty Footwear, Ltd.**, El Segundo, CA (US)
- (72) Inventor: **Jose Prochmann**, Los Angeles, CA (US)
- (73) Assignee: **Dynasty Footwear, Ltd.**, El Segundo, CA (US)
- (**) Term: **15 Years**

D649,340 S	11/2011	Plekker et al.	
D677,045 S	3/2013	Voskuil	
D680,317 S	4/2013	Voskuil	
D746,039 S	12/2015	Kolumber	
D781,178 S	3/2017	Harpole	
D788,446 S	6/2017	Wiingaard-Madsen	
9,706,814 B2	7/2017	Converse et al.	
D809,280 S *	2/2018	Prochmann	D2/976
D809,771 S *	2/2018	Prochmann	D2/976
D838,465 S *	1/2019	Prochmann	D2/976
D839,577 S *	2/2019	Prochmann	D2/969
D844,963 S *	4/2019	Prochmann	D2/970
D861,316 S *	10/2019	Prochmann	D2/972

- (21) Appl. No.: **29/631,367**
- (22) Filed: **Dec. 29, 2017**

Related U.S. Application Data

- (62) Division of application No. 29/528,489, filed on May 28, 2015, now Pat. No. Des. 844,963.
- (51) **LOC (13) Cl.** **02-04**
- (52) **U.S. Cl.**
USPC **D2/970; D2/946**
- (58) **Field of Classification Search**
USPC D6/601, 607, 610, 611; D11/200-237,
D11/77, 97; D2/896, 946, 976, 978, 910,
D2/970
CPC A44B 1/14; A43B 3/0078; A43B 23/24
See application file for complete search history.

(56) **References Cited**

U.S. PATENT DOCUMENTS

D206,146 S	11/1966	Hendershot
4,773,404 A	9/1988	Townsend
D351,934 S	11/1994	Devoe
D460,857 S	7/2002	Milroy
D535,810 S	1/2007	Simpson et al.
D573,329 S	7/2008	Loverin
D591,037 S	4/2009	Ghee
D648,927 S	11/2011	Wolff

OTHER PUBLICATIONS

Prosecution history of parent U.S. Appl. No. 29/528,489.

* cited by examiner

Primary Examiner — Rashida C. Walshon

(74) *Attorney, Agent, or Firm* — Joseph G Swan, PC

(57) **CLAIM**

The ornamental design for a shoe upper, as shown and described.

DESCRIPTION

FIG. 1 is a side elevational view of a shoe upper according to the present invention, within a first environment of use. FIG. 2 is a perspective view thereof. FIG. 3 is a side elevational view of the shoe upper, within a second environment of use. FIG. 4 is a perspective view thereof. FIG. 5 is a side elevational view of the shoe upper, within a third environment of use; and, FIG. 6 is a perspective view thereof. The portions shown in broken lines are solely for the purpose of illustrating context, environment or other unclaimed areas and form no part of the claimed design.

1 Claim, 6 Drawing Sheets

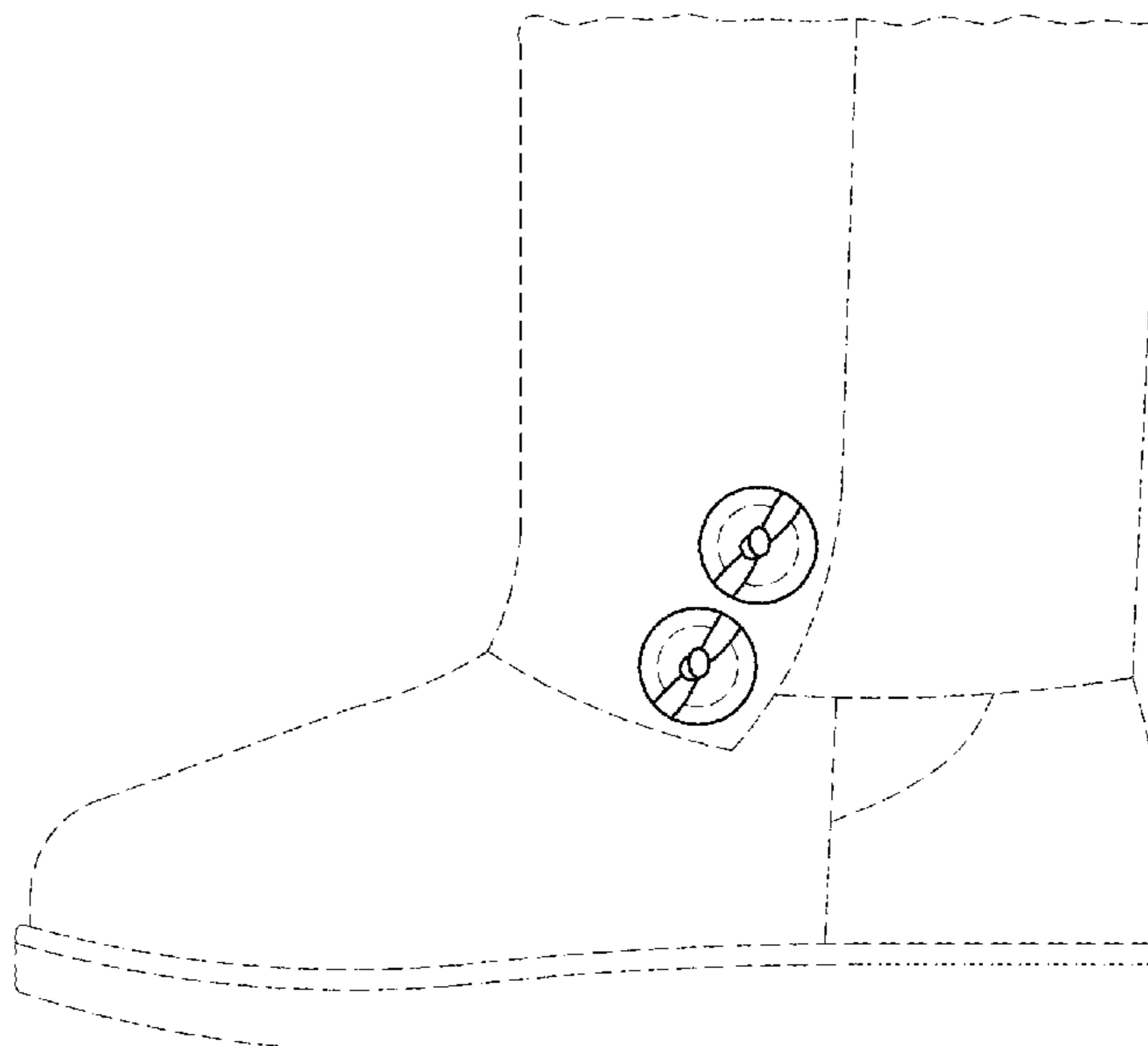


FIG. 1

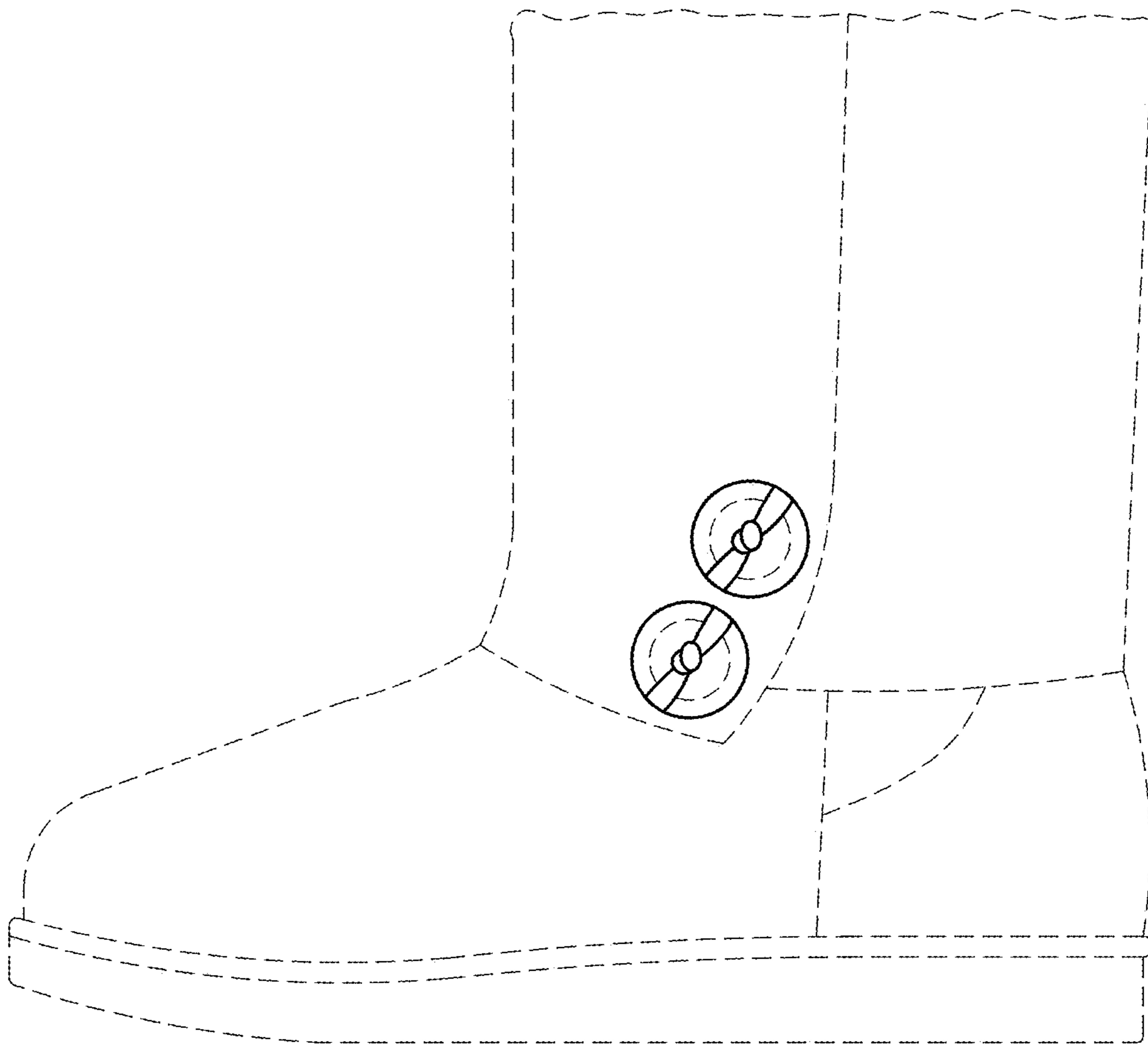


FIG. 2



FIG. 3

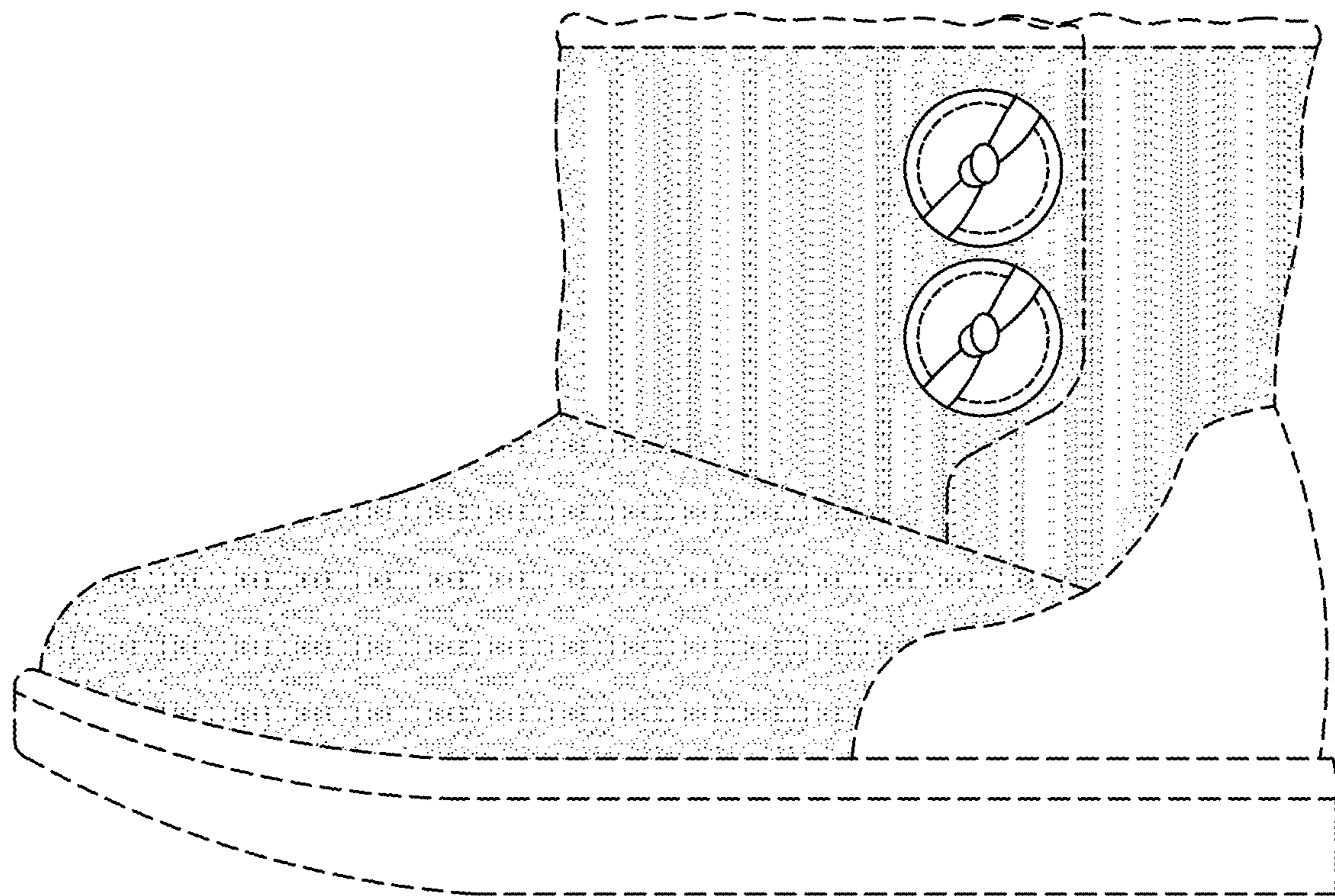


FIG. 4

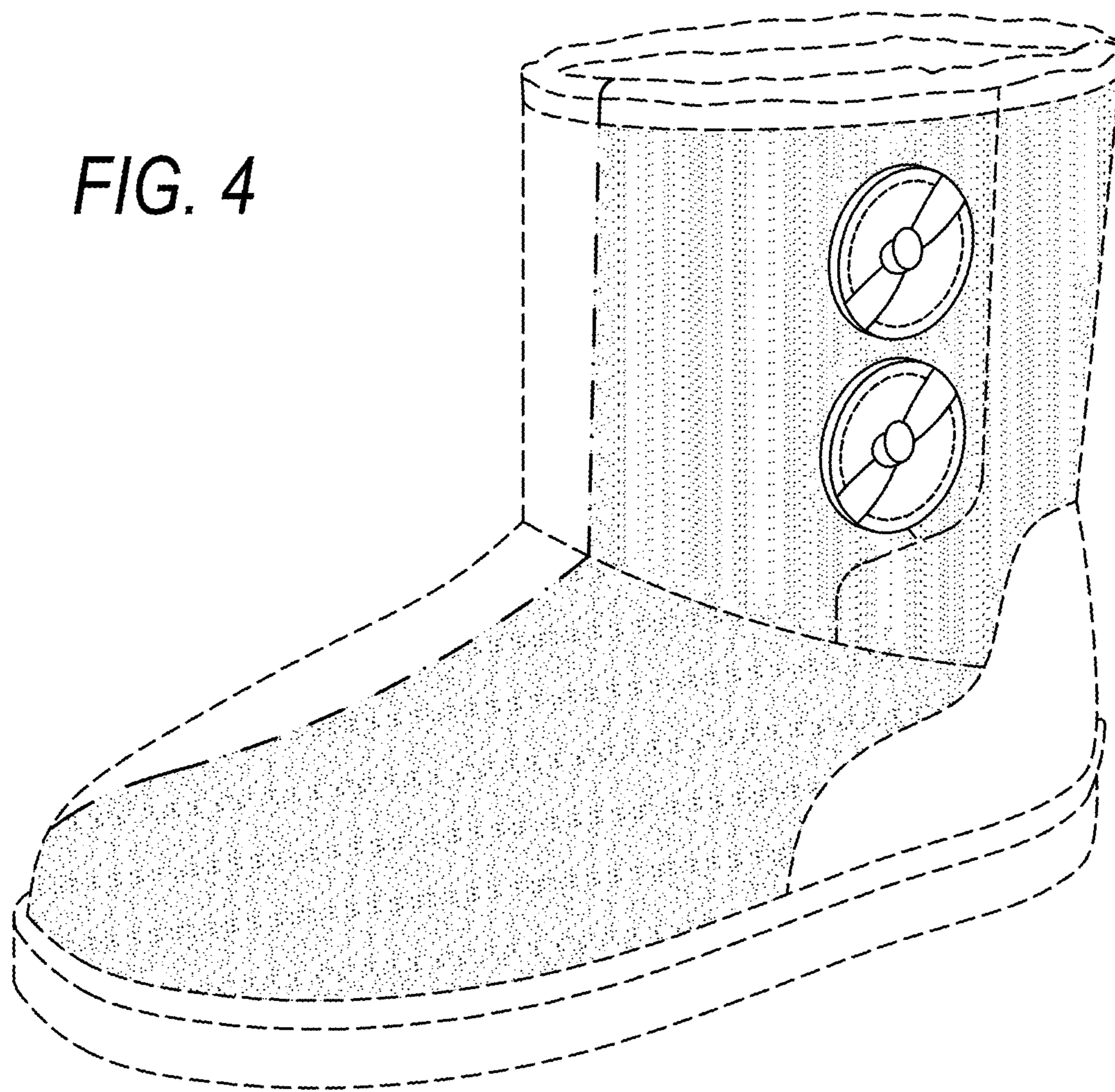


FIG. 5



FIG. 6

