



US00D907910S

(12) **United States Design Patent**
Weddle

(10) **Patent No.:** **US D907,910 S**

(45) **Date of Patent:** **** Jan. 19, 2021**

(54) **GOLF SHOE UPPER**

(71) Applicant: **Acushnet Company**, Fairhaven, MA
(US)

(72) Inventor: **Daren S. Weddle**, Norwell, MA (US)

(73) Assignee: **Acushnet Company**, Fairhaven, MA
(US)

(**) Term: **15 Years**

(21) Appl. No.: **29/689,431**

(22) Filed: **Apr. 30, 2019**

(51) **LOC (13) Cl.** **02-04**

(52) **U.S. Cl.**
USPC **D2/969**

(58) **Field of Classification Search**
USPC D2/896, 902, 904, 906-908, 944, 969,
D2/972-974; D5/47, 49, 50, 53, 54, 56,
D5/60
CPC ... A43B 13/181; A43B 13/141; A43B 13/186;
A43B 13/188; A43B 23/00; A43B 23/02;
A43B 5/00; A43B 23/26; A43B 1/04;
A43B 11/14; A43B 7/00; A43B 3/12;
A43C 3/00; A43C 5/00; A43C 7/00;
A43C 11/004

See application file for complete search history.

(56) **References Cited**

U.S. PATENT DOCUMENTS

D125,428 S *	2/1941	Pick	D2/945
D152,569 S *	2/1949	Sandler	D2/944
D530,068 S	10/2006	Lane, III et al.	
D541,026 S *	4/2007	James	D2/969
D544,686 S *	6/2007	Shin	D2/972
D560,341 S *	1/2008	Mochen	D2/969
D571,997 S *	7/2008	Teeter	D2/969
D576,383 S *	9/2008	Weber	D2/902
D595,947 S	7/2009	Montes	
D628,786 S *	12/2010	Lane, III	D2/969

D636,582 S *	4/2011	Petrie	D2/972
D656,307 S *	3/2012	Feeney	D2/969
D664,344 S	7/2012	Bacon et al.	
D666,404 S *	9/2012	Shaffer	D2/972
D699,934 S *	2/2014	Hatfield	D2/972
D701,689 S *	4/2014	Williams, Jr.	D2/972
D707,432 S	6/2014	Mochen et al.	
D714,043 S *	9/2014	O'Connor	D2/972
D721,479 S *	1/2015	De Montgolfier	D2/972

(Continued)

Primary Examiner — Dominic V Simone

(74) *Attorney, Agent, or Firm* — Daniel W. Sullivan

(57) **CLAIM**

The ornamental design for a golf shoe upper, as shown and described.

DESCRIPTION

FIG. 1 is a top perspective view of the golf shoe upper of this invention;

FIG. 2 is a lateral side elevation view of the golf shoe upper of this invention;

FIG. 3 is a medial side elevation view of the golf shoe upper of this invention;

FIG. 4 is a top plan view of the golf shoe upper of this invention;

FIG. 5 is a bottom plan view of the golf shoe upper of this invention.

FIG. 6 is a front elevation view of the golf shoe upper of this invention; and,

FIG. 7 is a rear elevation view of the golf shoe upper of this invention.

In FIGS. 1-7, the broken lines showing a logo on the top surface of the shoe form no part of the claimed design. The different stippling shown on the top surface of the shoe indicates a contrast in appearance between the respective areas of the top surface. Also, the broken lines showing a shoe outsole including logo and traction members on the bottom surface of the shoe form no part of the claimed design.

1 Claim, 6 Drawing Sheets



(56)

References Cited

U.S. PATENT DOCUMENTS

D722,760	S	2/2015	Lane	
D728,205	S *	5/2015	Weddle	D2/906
D732,812	S *	6/2015	Weddle	D2/969
D735,455	S	8/2015	Mochen et al.	
D748,904	S *	2/2016	Greenhalgh	D2/969
D765,376	S *	9/2016	de Costa Pereira Machado	D2/969
D776,911	S *	1/2017	Blauer	D2/973
D805,743	S	12/2017	Feeney et al.	
D807,008	S *	1/2018	Weddle	D2/969
D817,620	S *	5/2018	Weddle	D2/969
D836,901	S *	1/2019	Chang	D2/972
D846,857	S *	4/2019	Bacon	D2/969
D852,487	S *	7/2019	Greenhalgh	D2/969
D854,306	S *	7/2019	Pauk	D2/972
D854,810	S *	7/2019	Pauk	D2/973
D889,811	S *	7/2020	Han	D2/972
D893,849	S *	8/2020	Bidal	D2/969

* cited by examiner

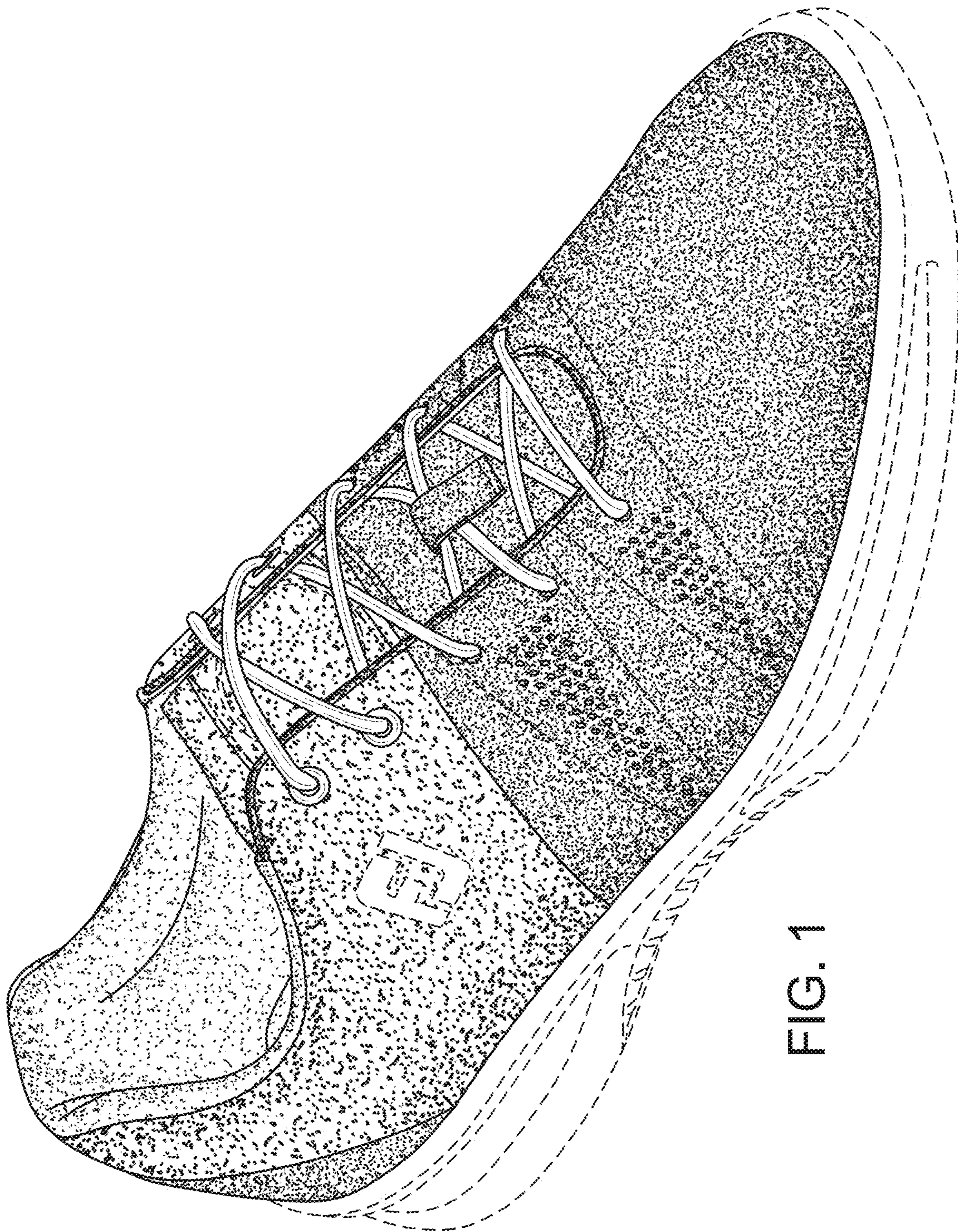


FIG. 1

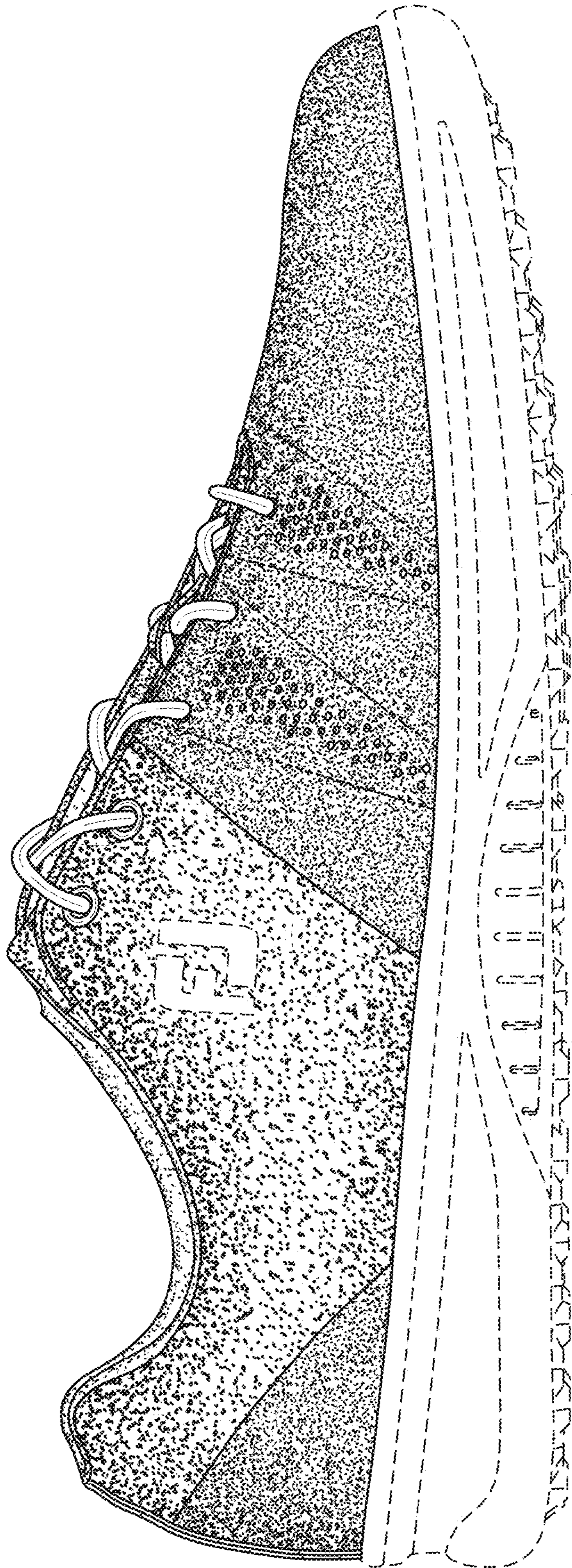


FIG. 2

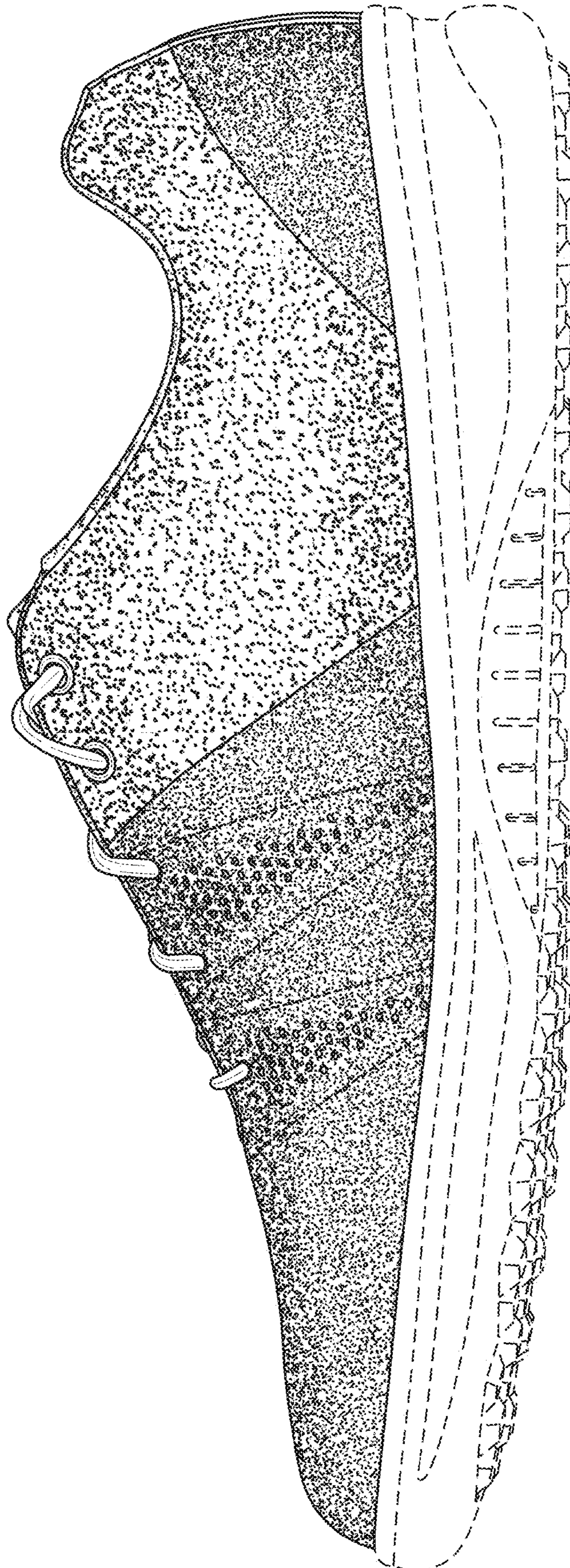


FIG. 3

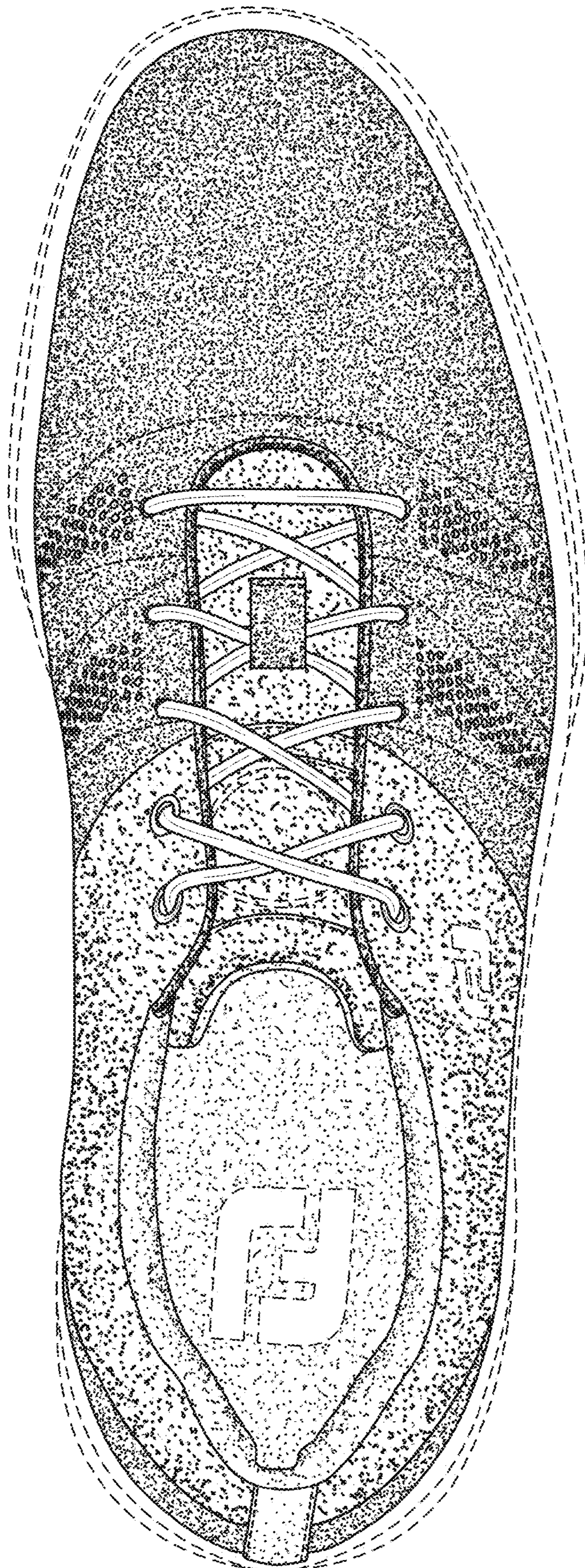


FIG. 4

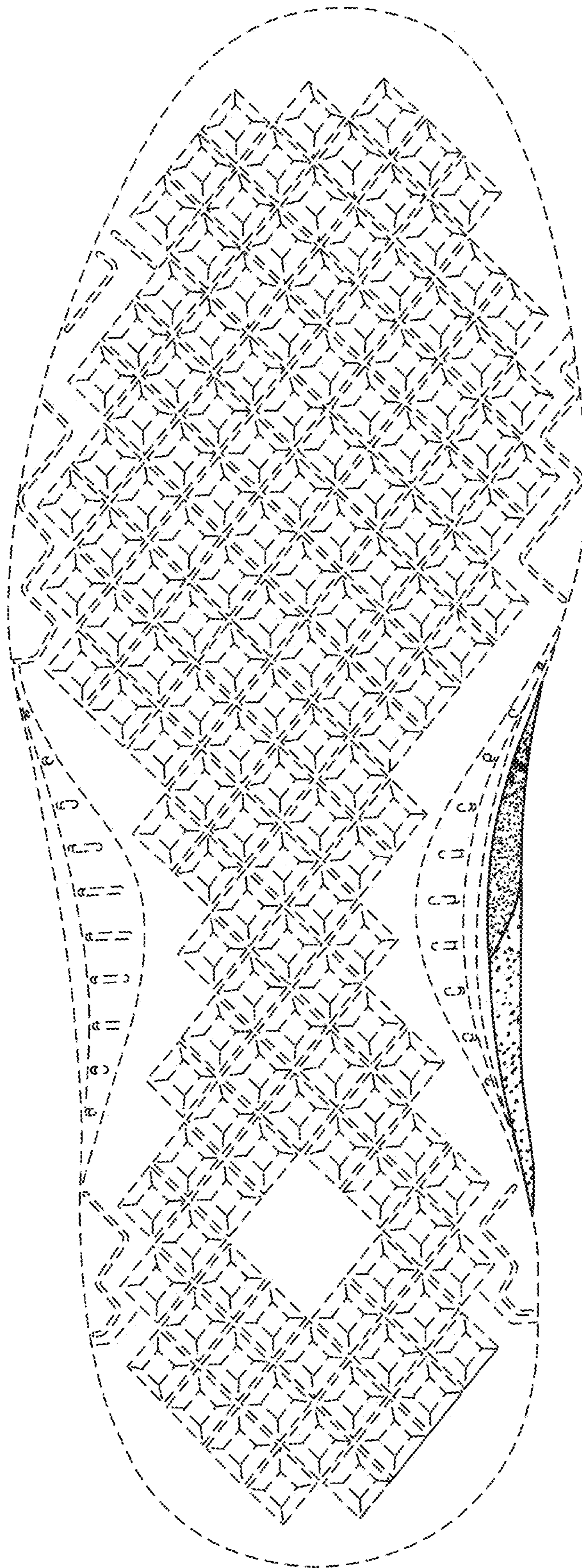


FIG. 5

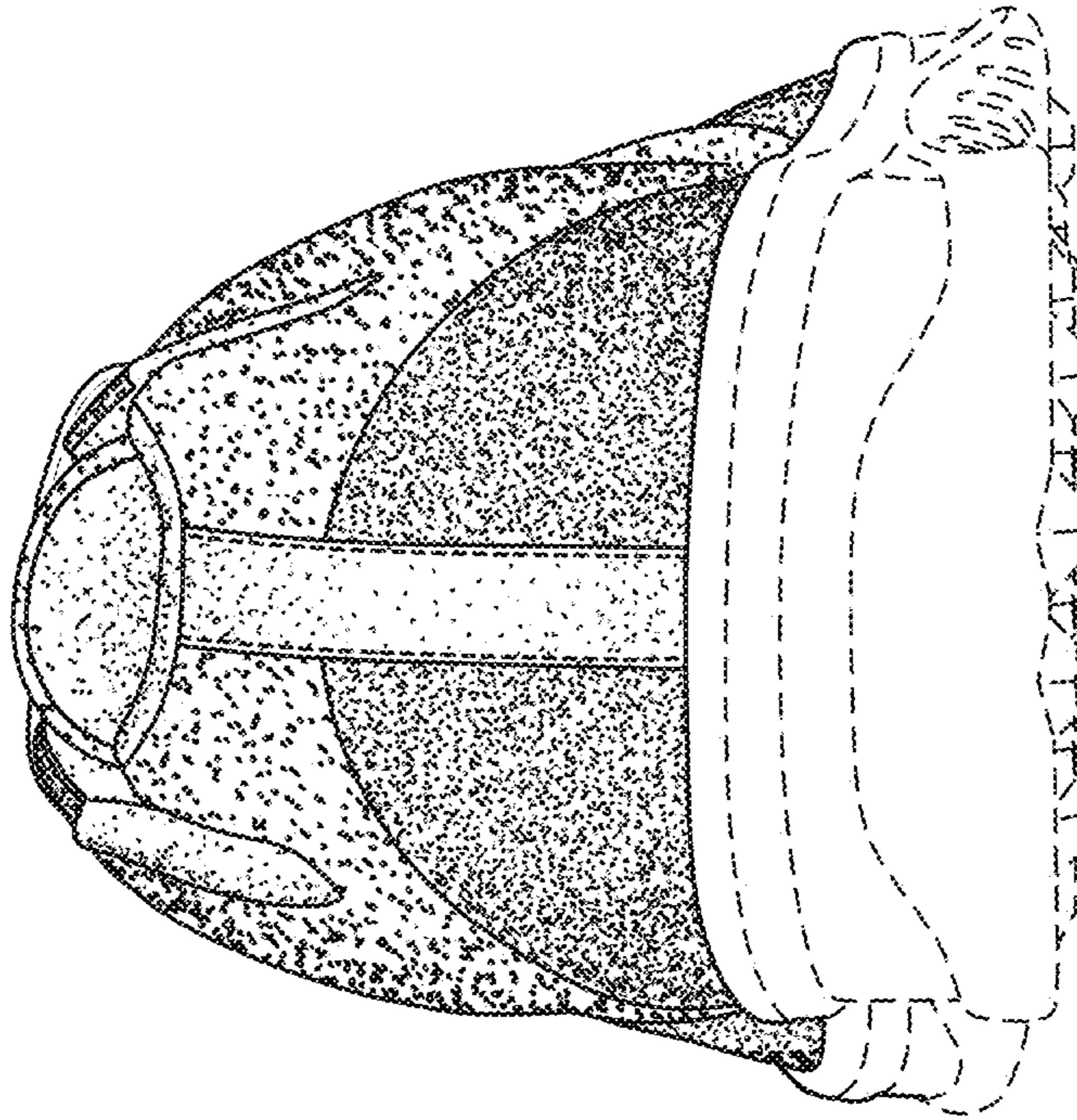


FIG. 7

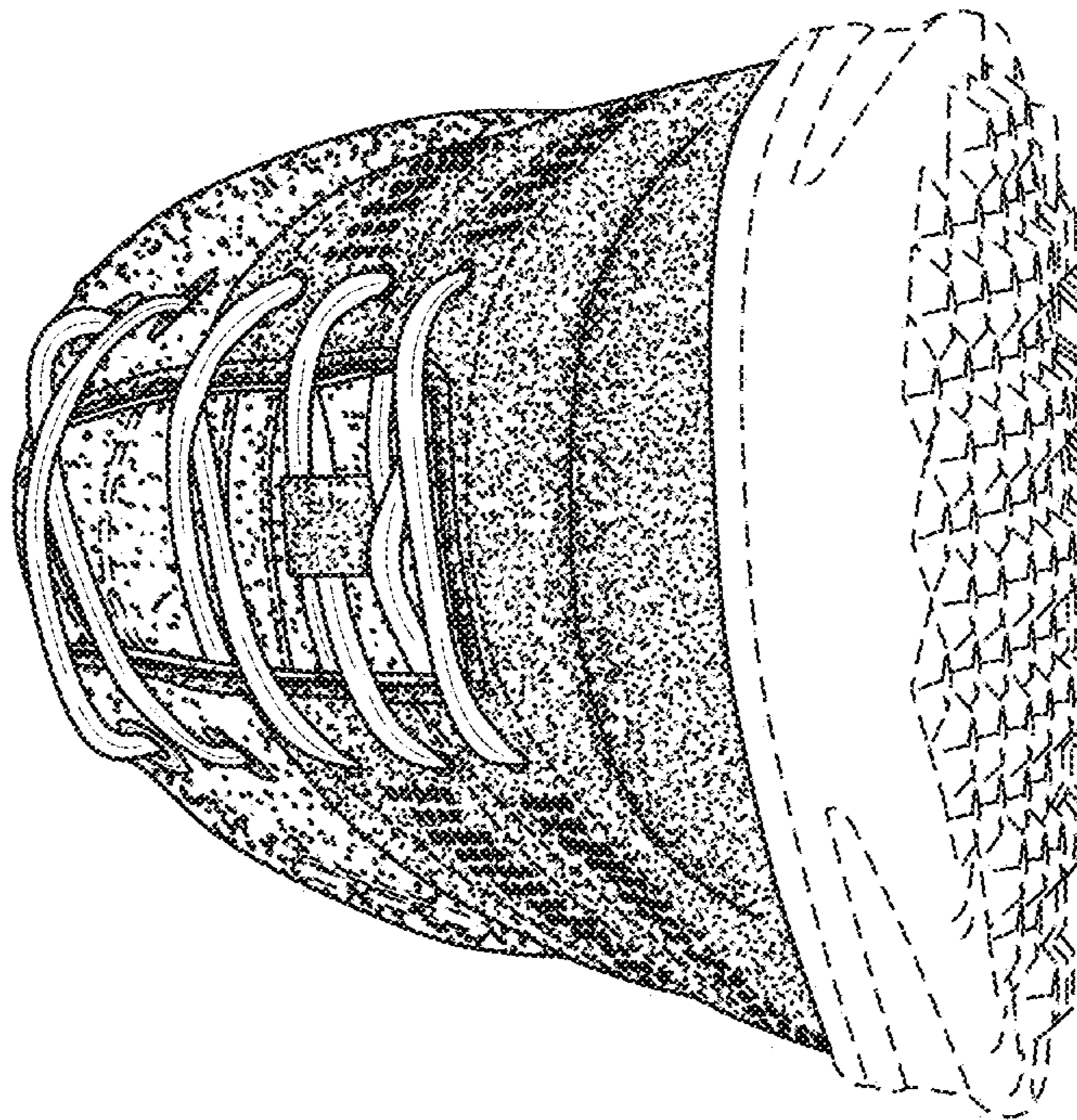


FIG. 6