



US00D907901S

(12) **United States Design Patent**
Sobel

(10) **Patent No.:** **US D907,901 S**

(45) **Date of Patent:** **** Jan. 19, 2021**

(54) **HEADWEAR VISOR**

(71) Applicant: **Glenn Marc Sobel**, Las Vegas, NV
(US)

(72) Inventor: **Glenn Marc Sobel**, Las Vegas, NV
(US)

(**) Term: **15 Years**

(21) Appl. No.: **29/710,034**

(22) Filed: **Oct. 18, 2019**

(51) **LOC (13) Cl.** **02-03**

(52) **U.S. Cl.**
USPC **D2/893**

(58) **Field of Classification Search**
USPC D2/865, 866, 869, 872, 873, 876, 879,
D2/882, 886, 887, 888, 891, 892, 893;
D16/306, 310, 314, 325, 340; D29/109,
D29/122
CPC A42B 1/00; A42B 1/002; A42B 1/006;
A42B 1/02; A42B 1/062; A42B 1/063;
A42B 1/064; A42B 1/065; A42B 3/00;
A42B 3/22; A42C 1/06; A61F 9/04; A61F
9/045
See application file for complete search history.

(56) **References Cited**

U.S. PATENT DOCUMENTS

4,839,924 A * 6/1989 Laurence A42B 1/247
2/12
D302,608 S * 8/1989 LaPierre D29/109

D350,427 S * 9/1994 Vig 2/175.1
D391,741 S * 3/1998 Baker D2/882
D396,945 S * 8/1998 Glass D2/865
D409,638 S * 5/1999 Fleck D16/133
D531,392 S * 11/2006 Nathan D2/893
D649,213 S * 11/2011 Rim D21/791
D669,253 S * 10/2012 Houston D2/893
D844,303 S * 4/2019 Romo D2/893
D868,430 S * 12/2019 Sobel D2/893
2006/0143793 A1 * 7/2006 Liao A42B 1/063
2/195.6
2006/0260023 A1 * 11/2006 Frid A42B 1/247
2/209

* cited by examiner

Primary Examiner — Jasmine Mlinarcik

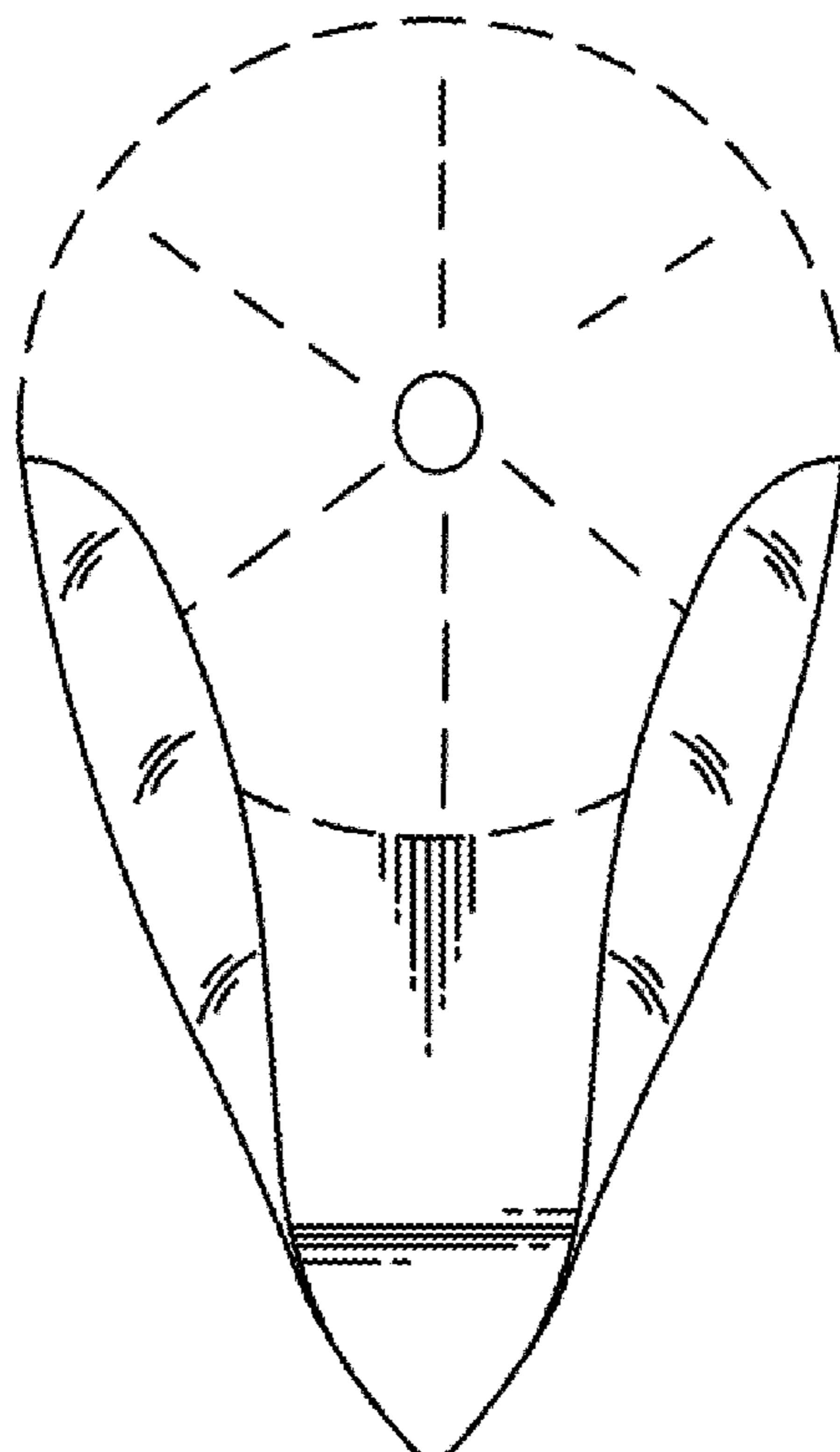
(57) **CLAIM**

The ornamental design for a headwear visor, as shown and described.

DESCRIPTION

FIG. 1 is a top plan view of a headwear visor showing my new design;
FIG. 2 is a left side perspective view thereof;
FIG. 3 is a front perspective view thereof;
FIG. 4 is a bottom plan view thereof; and,
FIG. 5 is a rear perspective view thereof.
The right side perspective view is a mirror image of the left side perspective view. The broken lines represent environmental structure that form no part of the claimed design.

1 Claim, 1 Drawing Sheet



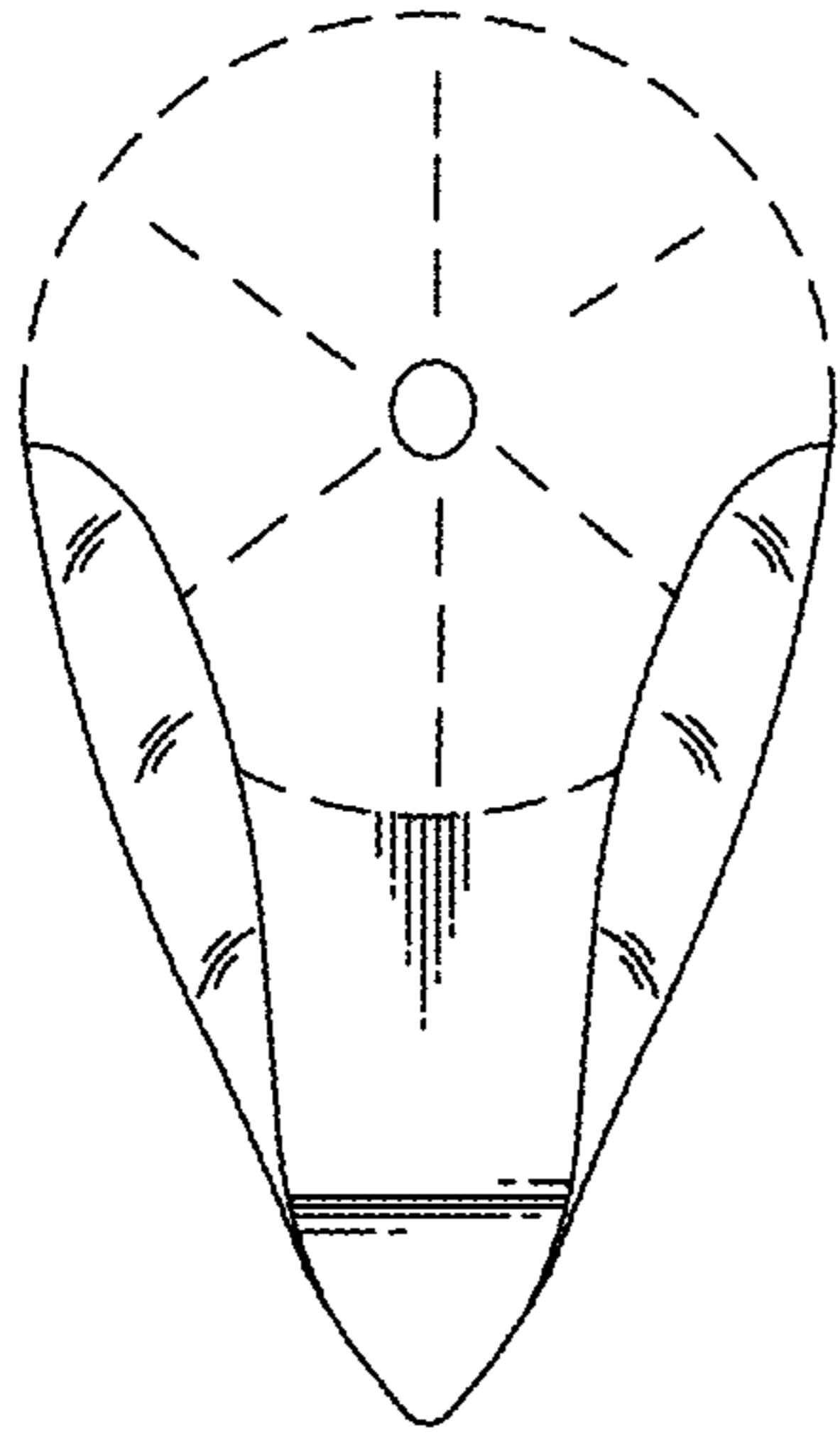


FIG. 1

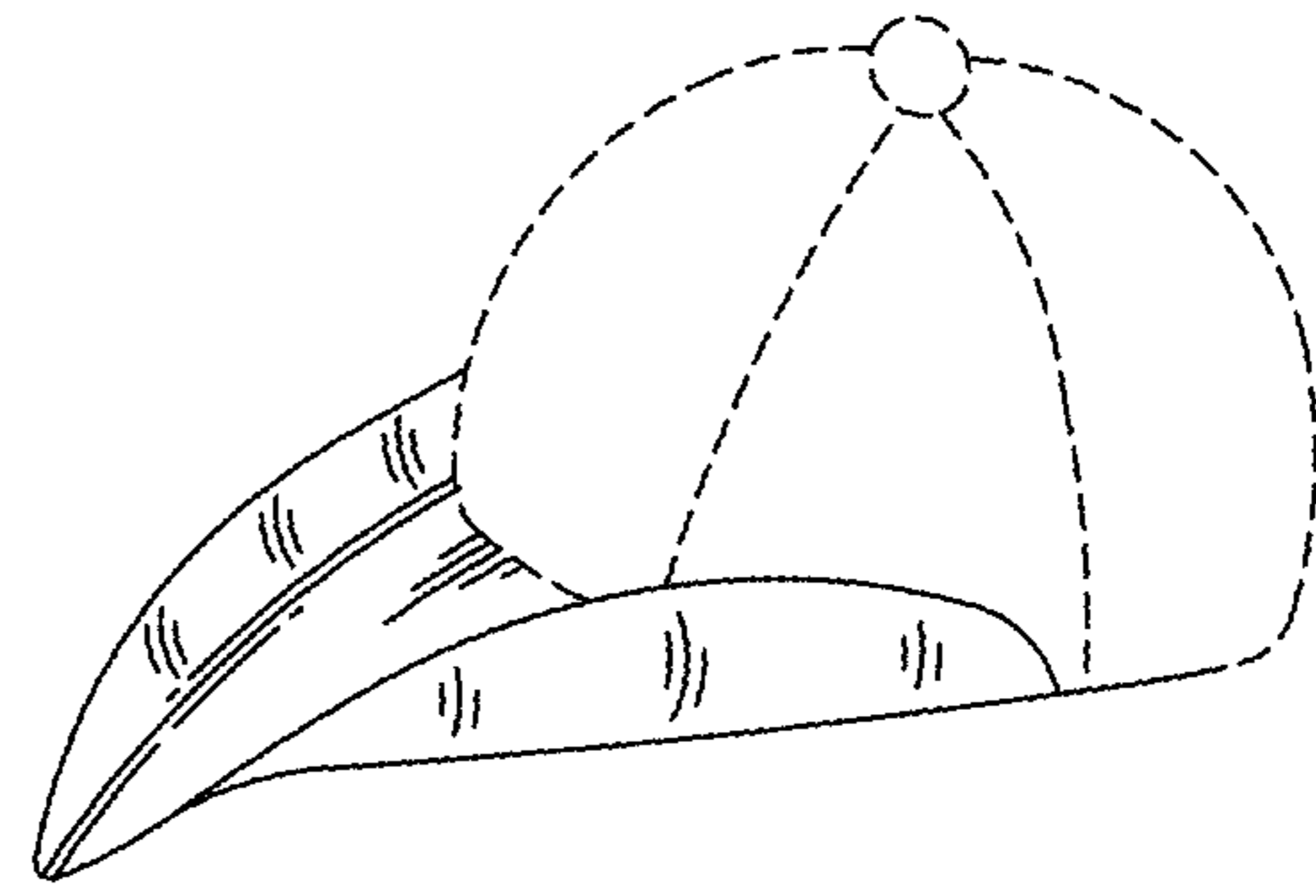


FIG. 2

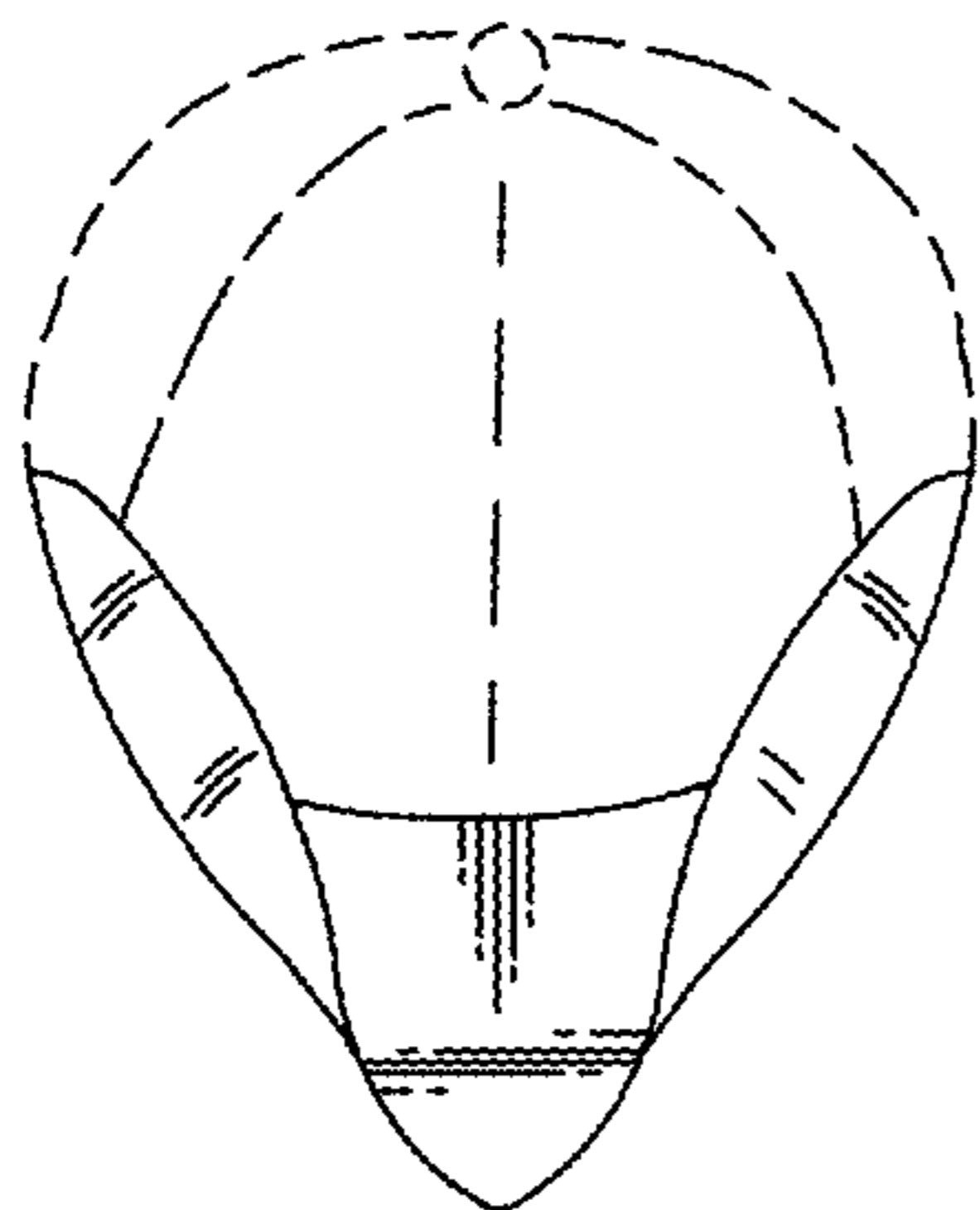


FIG. 3

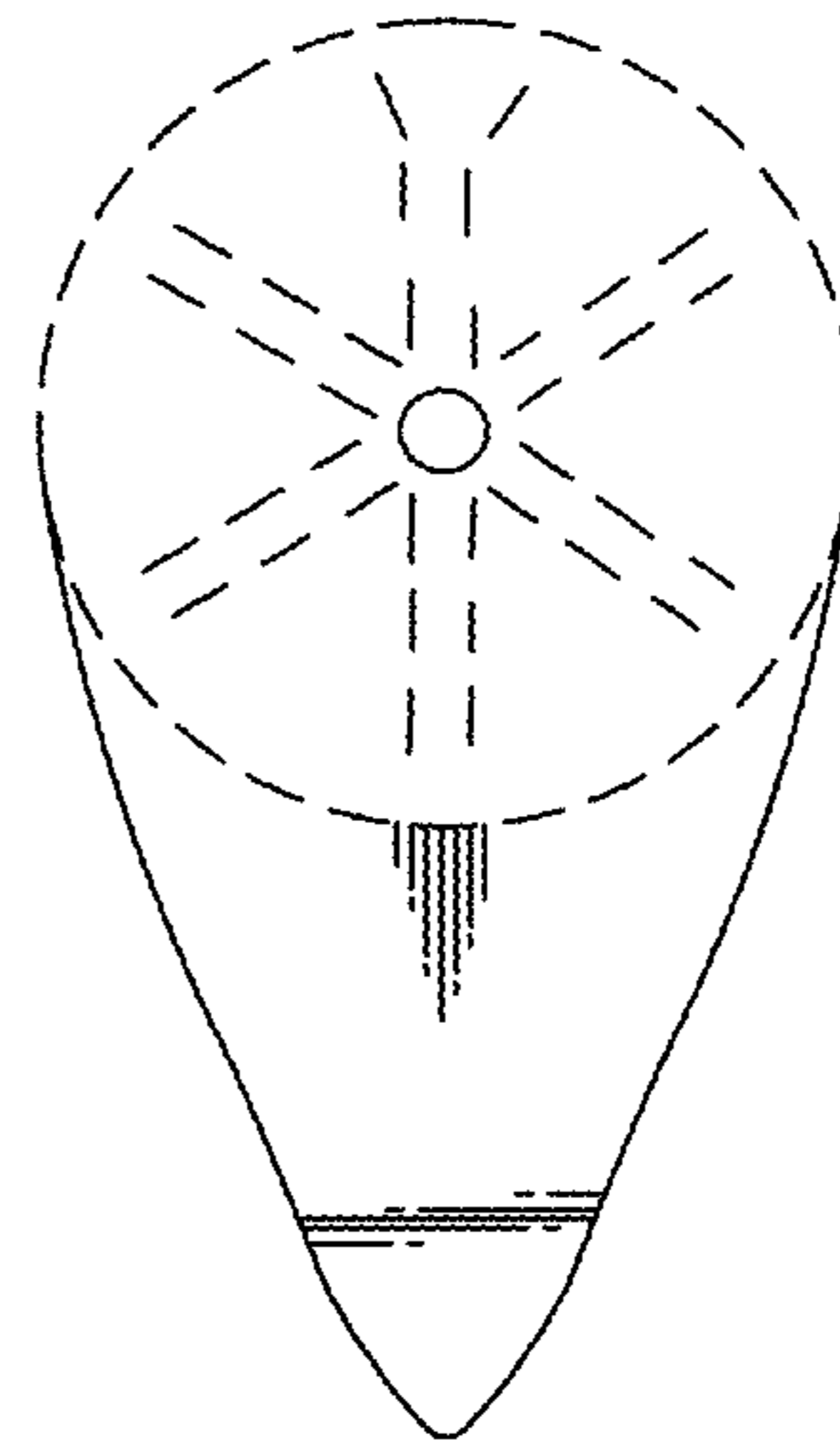


FIG. 4

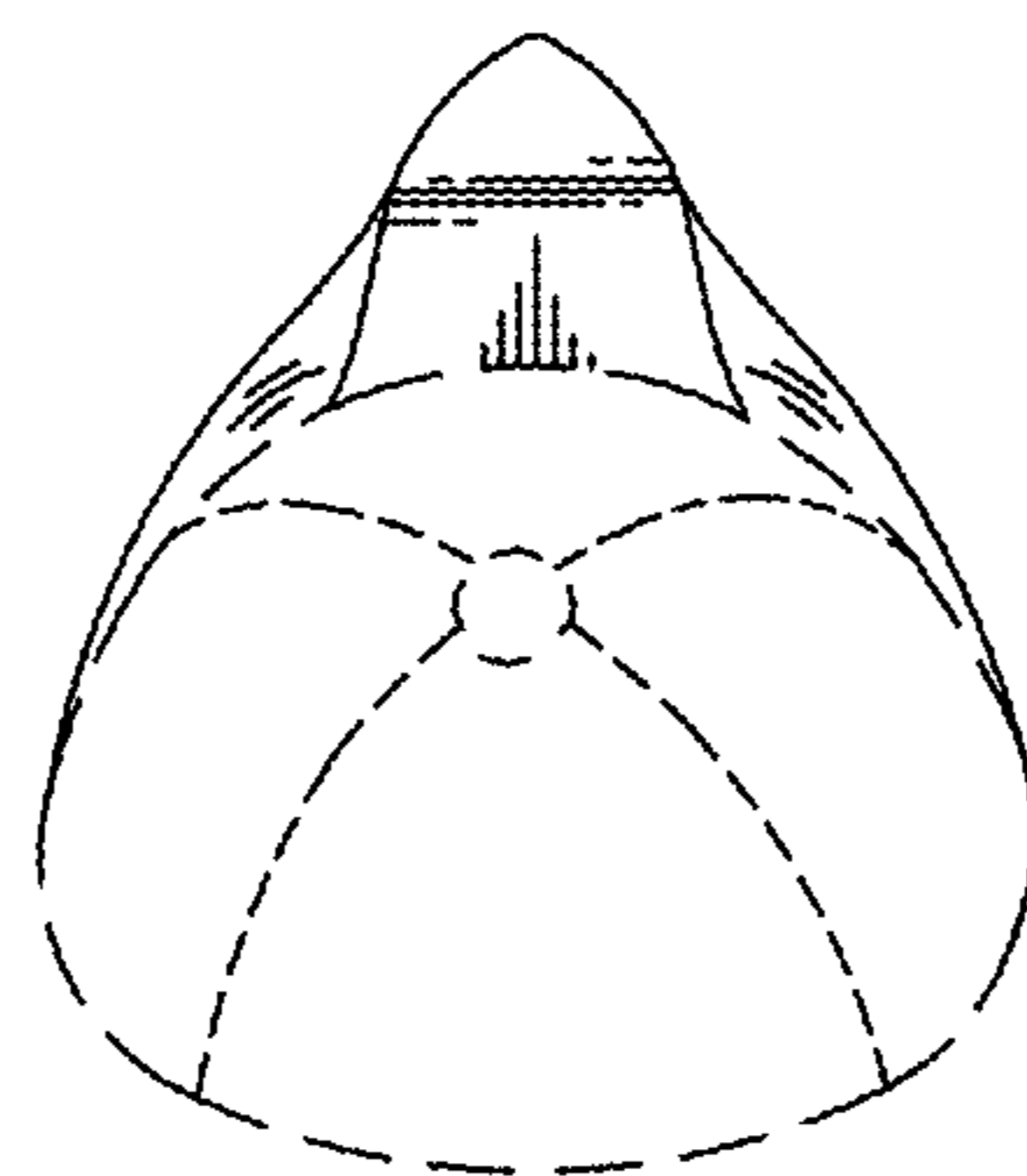


FIG. 5