



US00D907873S

(12) **United States Design Patent** (10) **Patent No.:** **US D907,873 S**
Zhang (45) **Date of Patent:** **** Jan. 12, 2021**

(54) **SQUEEZE WATER MOP BUCKET**
(71) Applicant: **NINGBO TOPLEADER IMP. & EXP. CO., LTD**, Ningbo (CN)
(72) Inventor: **Kai Zhang**, Ningbo (CN)
(**) Term: **15 Years**
(21) Appl. No.: **29/752,767**
(22) Filed: **Sep. 29, 2020**
(51) **LOC (13) Cl.** **07-05**
(52) **U.S. Cl.**
USPC **D32/53**
(58) **Field of Classification Search**
USPC D32/53, 53.1, 54
CPC A47L 13/59; A47L 13/58; A47L 13/12;
A47J 47/18; B44D 3/128; B44D 3/12;
B44D 3/126; B65D 35/22; B65D 25/14
See application file for complete search history.

D632,446 S 2/2011 Tseng
D641,116 S * 7/2011 Jones D32/53
D643,982 S * 8/2011 Franklin D32/53
D645,628 S * 9/2011 Tseng D32/53
D693,080 S * 11/2013 Shao D32/53
D723,757 S * 3/2015 Lentine D32/53
D723,758 S * 3/2015 Lentine D32/53
D727,580 S * 4/2015 Lentine D32/53
D728,882 S * 5/2015 Tsai A47L 13/59
D32/53
D741,561 S * 10/2015 Zeng D32/53
D748,880 S * 2/2016 Lentine D32/53
D756,582 S * 5/2016 Libman D32/53
D789,638 S * 6/2017 Rueckheim D32/53
D804,125 S * 11/2017 Rueckheim D32/53
D818,235 S * 5/2018 Luedke D32/53

* cited by examiner

Primary Examiner — Michelle E. Wilson
(74) *Attorney, Agent, or Firm* — ZANIP

(57) **CLAIM**

The ornamental design for a squeeze water mop bucket, as shown and described.

(56) **References Cited**

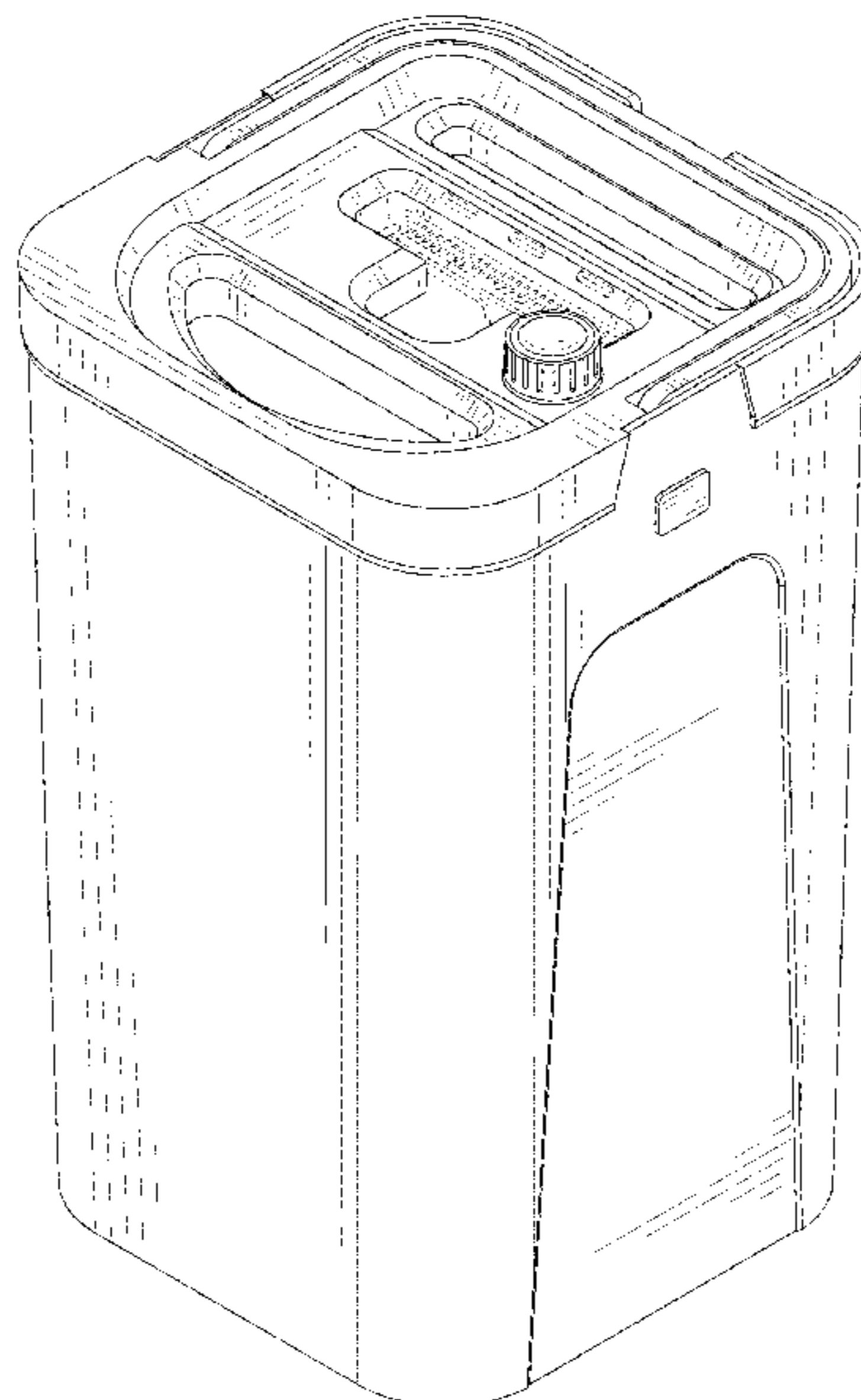
U.S. PATENT DOCUMENTS

1,722,130 A * 7/1929 Finstad A47L 13/58
15/263
D255,976 S * 7/1980 Maza D32/54
D362,941 S * 10/1995 Delmerico D32/53
5,983,441 A * 11/1999 Williams A47L 13/58
15/260
6,065,175 A * 5/2000 Tejerina A47L 13/12
15/116.1
6,389,638 B1 * 5/2002 Dickinson A47L 13/59
15/261
6,671,923 B2 * 1/2004 Gromnicki A47L 13/59
15/261
D499,223 S * 11/2004 Libman D32/53
D518,262 S * 3/2006 Jurgens D32/53
D525,404 S * 7/2006 Petner D32/53
7,318,247 B2 * 1/2008 Libman A47J 47/18
15/260
D578,263 S * 10/2008 Pho D32/53

DESCRIPTION

FIG. 1 is a front and top perspective view of a squeeze water mop bucket, showing my new design;
FIG. 2 is a rear and bottom perspective view thereof;
FIG. 3 is a front elevational view thereof;
FIG. 4 is a rear elevational view thereof;
FIG. 5 is a left side elevational view thereof;
FIG. 6 is a right side elevational view thereof;
FIG. 7 is a top plan view thereof;
FIG. 8 is a bottom plan view thereof; and,
FIG. 9 is a perspective view thereof, showing a mop put in the squeeze water mop bucket.
The broken lines in the figures illustrate portions of the squeeze water mop bucket that form, no part of the claimed design.

1 Claim, 9 Drawing Sheets



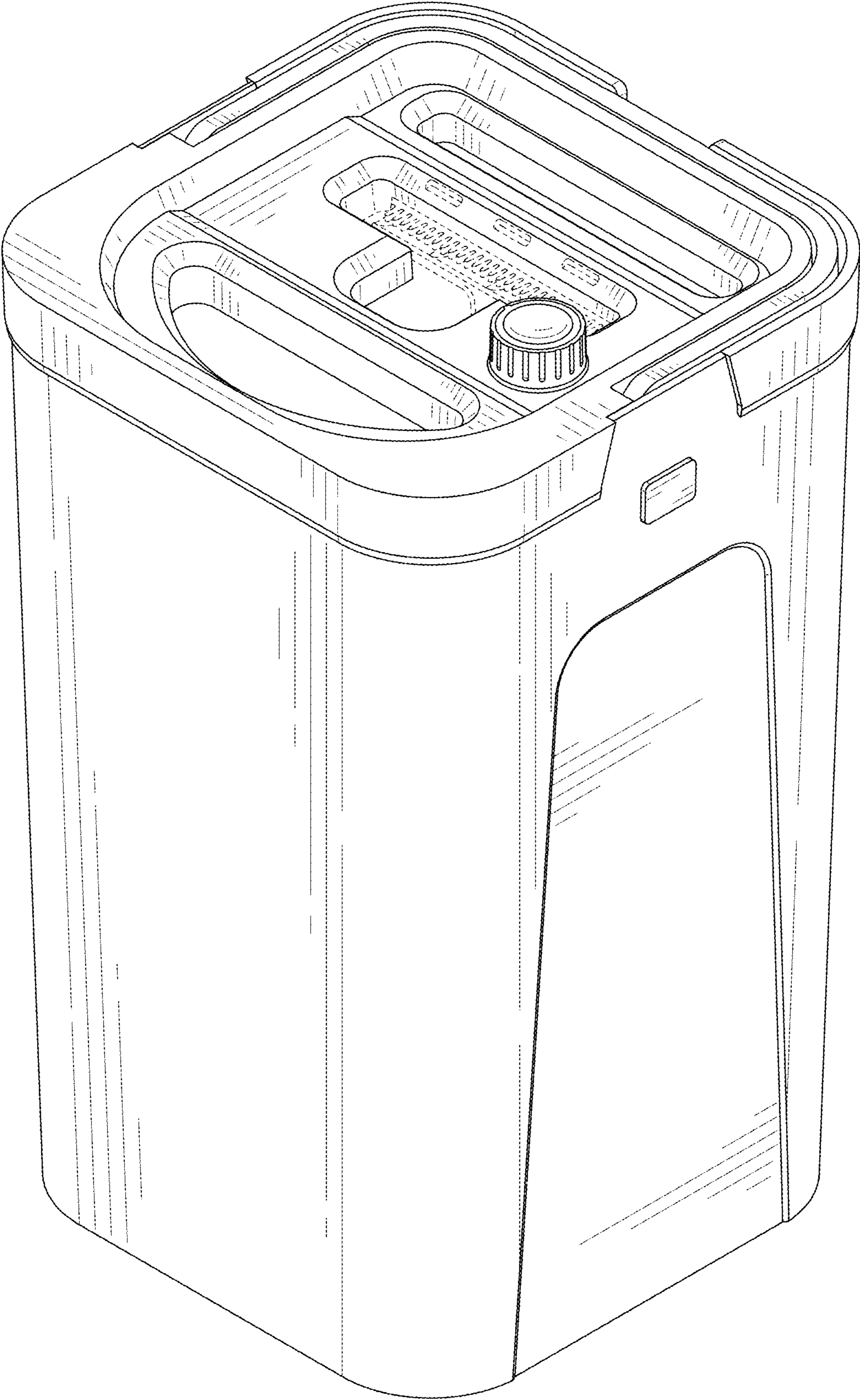


FIG. 1




FIG. 2




FIG. 3




FIG. 4




FIG. 5




FIG. 6

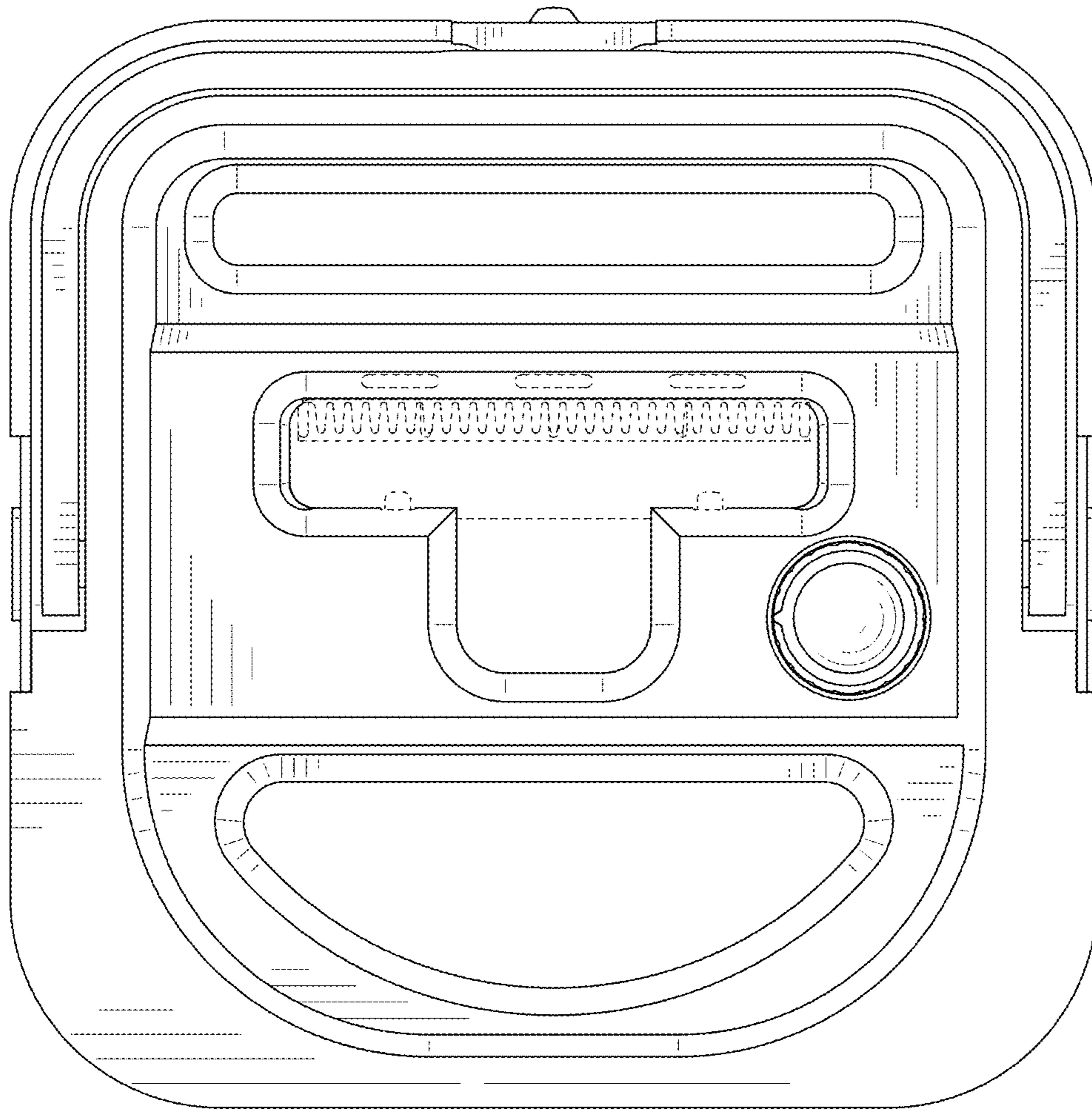


FIG. 7

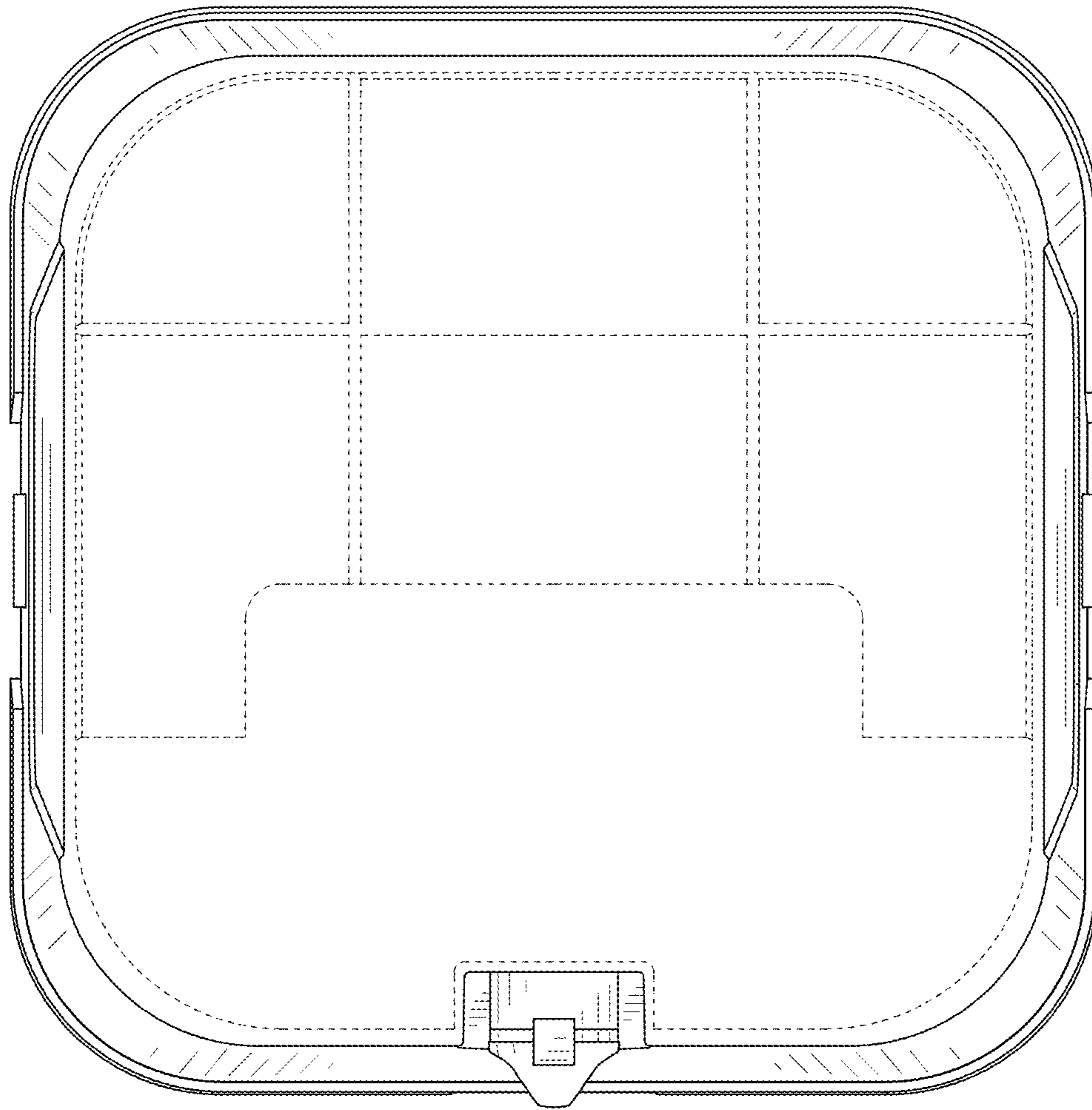


FIG. 8

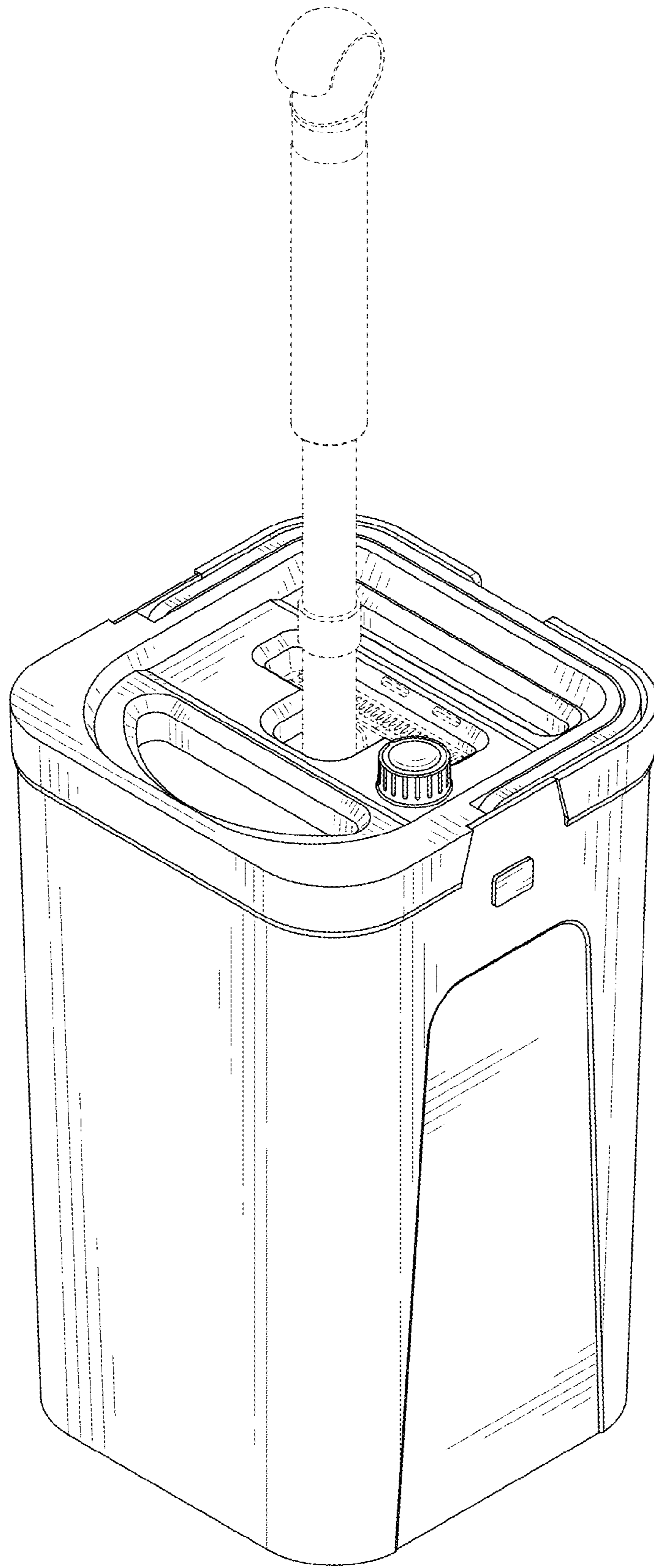


FIG. 9