



US00D907861S

(12) **United States Design Patent**
Muto et al.

(10) **Patent No.: US D907,861 S**
(45) **Date of Patent: ** Jan. 12, 2021**

(54) **PET CAGE**
(71) Applicant: **IRIS OHYAMA INC.**, Sendai (JP)
(72) Inventors: **Emi Muto**, Kakuda (JP); **Kohei Sato**,
Kakuda (JP)
(73) Assignee: **IRIS OHYAMA INC.**, Sendai (JP)
(**) Term: **15 Years**
(21) Appl. No.: **29/676,948**
(22) Filed: **Jan. 16, 2019**

(30) **Foreign Application Priority Data**
Jul. 19, 2018 (JP) 2018-015843
Jul. 19, 2018 (JP) 2018-015844
(51) **LOC (13) Cl.** **30-02**
(52) **U.S. Cl.**
USPC **D30/116**
(58) **Field of Classification Search**
USPC D30/108-117, 124, 125, 126, 127, 128,
D30/199; D25/15, 7, 21, 22, 45, 63;
D6/332; 119/52.1, 52.2, 52.3, 52.4, 57.8,
119/57.9, 69.5, 421, 428, 429, 453,
119/459-464, 468, 469, 474, 475, 479,
119/482, 497, 498, 499, 501; 206/501;
292/80, 26; 446/126
CPC A01K 1/0035; A01K 1/034; A01K 31/06;
A01K 31/08; E06B 9/02; E06B 9/04;
E06B 9/0607; E06B 7/32
See application file for complete search history.

(56) **References Cited**
U.S. PATENT DOCUMENTS
D274,152 S * 6/1984 Fleming D30/116
4,586,463 A * 5/1986 Braeuner A01K 31/06
119/462
5,353,738 A * 10/1994 Chiu A01K 1/03
119/461

5,694,884 A * 12/1997 Eicoff A01K 31/06
119/469
6,032,614 A * 3/2000 Tominaga A01K 1/03
119/452
D480,840 S * 10/2003 Gao D30/116
7,188,584 B1 * 3/2007 Wright A01K 1/0356
119/464
D573,313 S * 7/2008 Bing-sen D30/119
10,091,970 B1 * 10/2018 Flannery A01K 1/034
D834,263 S * 11/2018 Lamerton D30/114
D846,204 S * 4/2019 Lamerton D30/114
(Continued)

OTHER PUBLICATIONS

“Prevue products bird flight cage”, posted Jul. 8, 2017[Online],
[retrieved Apr. 22, 2020]. Retrieved from Internet: <https://www.chewy.com/prevue-pet-products-wrought-iron/dp/133569>.*
(Continued)

Primary Examiner — Sandra Snapp
Assistant Examiner — Mehri Bajoul
(74) *Attorney, Agent, or Firm* — Studebaker & Brackett
PC

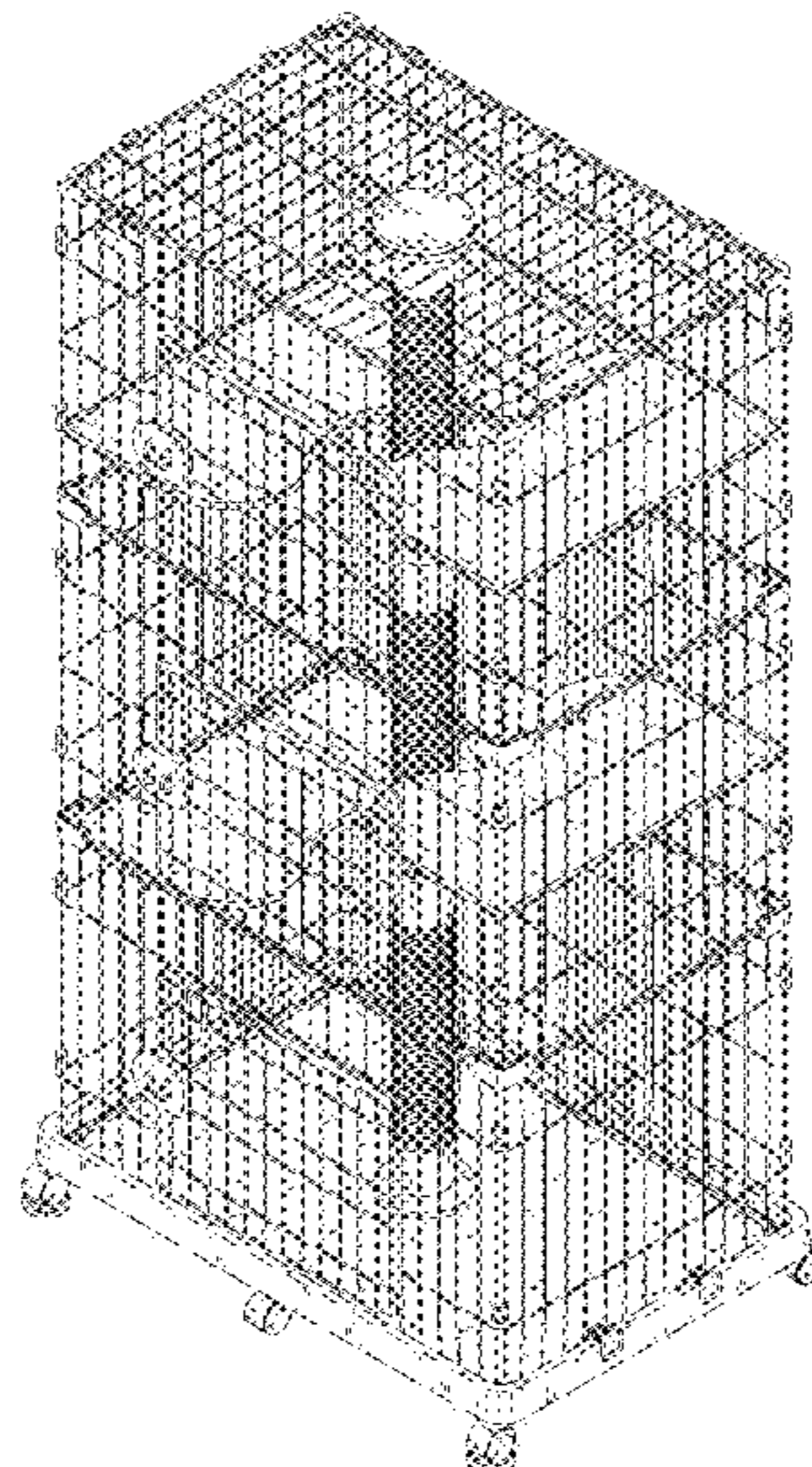
(57) **CLAIM**

The ornamental design for a pet cage, as shown and described.

DESCRIPTION

FIG. 1 is a front, top and right-side perspective view of a pet cage showing our new design;
FIG. 2 is a front view thereof;
FIG. 3 is a rear view thereof;
FIG. 4 is a top view thereof;
FIG. 5 is a bottom view thereof;
FIG. 6 is a right-side view thereof; and,
FIG. 7 is a left-side view thereof.
The broken lines in FIG. 5 depict portions of the pet cage that form no part of the claimed design.

1 Claim, 7 Drawing Sheets



(56)

References Cited

U.S. PATENT DOCUMENTS

2002/0117118	A1 *	8/2002	Marchioro	A01K 31/08 119/474
2006/0000422	A1 *	1/2006	Cheng	A01K 31/06 119/455
2006/0169217	A1 *	8/2006	Glassford	A01K 31/02 119/459
2008/0110412	A1 *	5/2008	Shimoda	A01K 1/034 119/473
2009/0084323	A1 *	4/2009	Tsubai	A01K 31/17 119/336
2014/0026820	A1 *	1/2014	Casto	A01K 1/03 119/474
2018/0142718	A1 *	5/2018	Zhu	F16B 7/0433

OTHER PUBLICATIONS

“Midwest Critter Animal Cage”, posted Jul. 31, 2018[online], [retrieved Apr. 22, 2020]. Retrieved from internet: <https://www.chewy.com/midwest-critter-nation-deluxe-small/dp/168681>.
 Dinos Co., Ltd.; publications on website, (Japan Patent Office Design Patent Department, publicly known reference No. HJ23007157).

Kenko com Corporation; publications on website, E458245H, (Japan Patent Office Design Patent Department, publicly known reference No. HJ28011473).
 Richell Corporation; publications on website, (Japan Patent Office Design Patent Department, publicly known reference No. HJ28059292).
 Iris Oyama Co., Ltd.; publications on website, PMCC-115, (Japan Patent Office Design Patent Department, publicly known reference No. HJ28026677).
 Dinos Co., Ltd.; publications on website, (Japan Patent Office Design Patent Department, Japanese Design Patent No. HJ23007157), Jun. 27, 2011.
 Kenko com Corporation; publications on website, E458245H, (Japan Patent Office Design Patent Department, Japanese Design Patent HJ28011473), May 27, 2016.
 Richell Corporation; publications on website, (Japan Patent Office Design Patent Department, Japanese Design Patent No. HJ28059292), Jan. 10, 2017.
 Iris Oyama Co., Ltd.; publications on website, PMCC-115, (Japan Patent Office Design Patent Department, Japanese Design Patent No. HJ208026677), Aug. 8, 2016.
 A Notice of Allowance mailed by the Japanese Patent Office dated Dec. 11, 2018, which corresponds to Japanese Design Application No. 2018-015843 and related to Design U.S. Appl. No. 29/676,948, with partial English translation.

* cited by examiner

FIG. 1

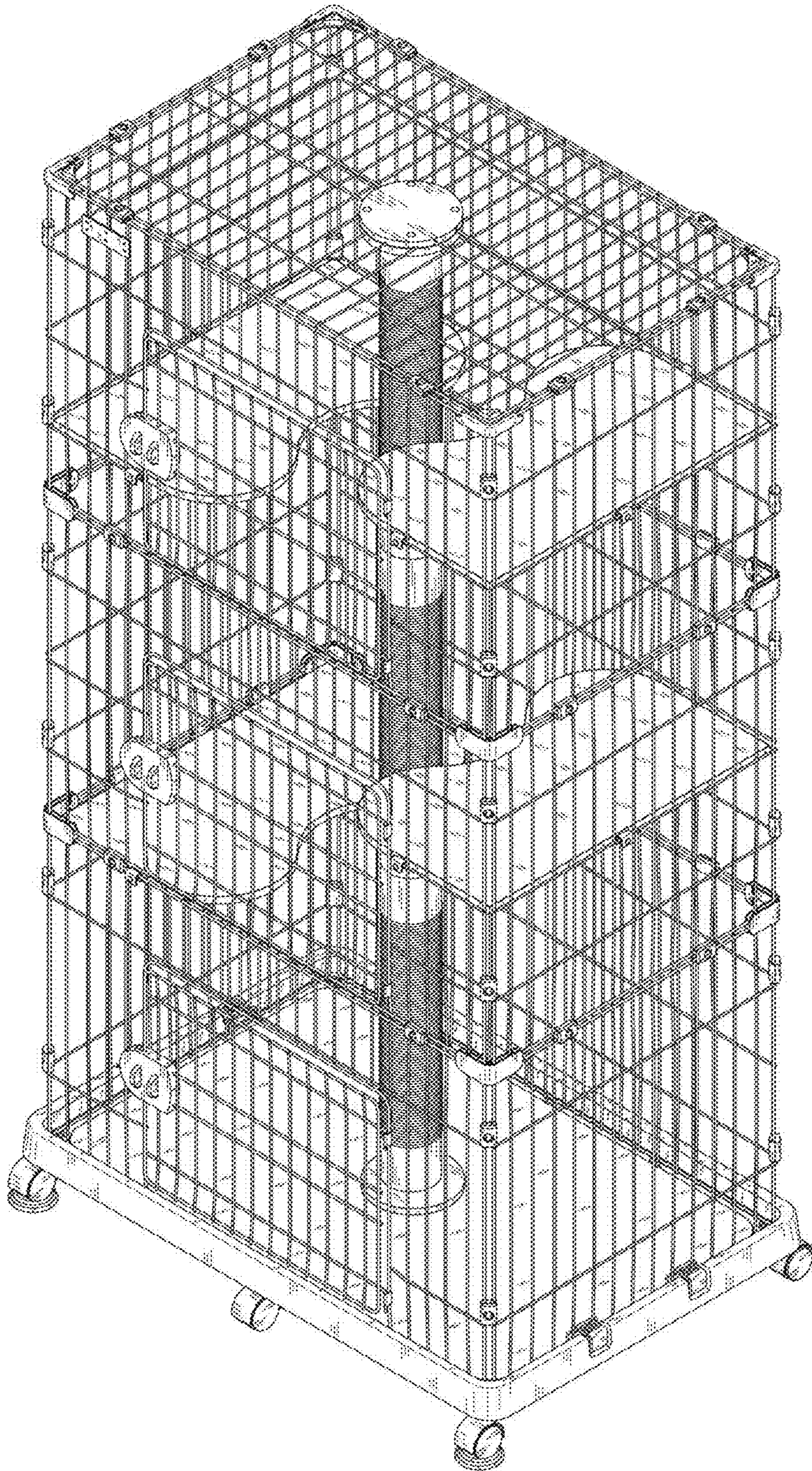


FIG. 2

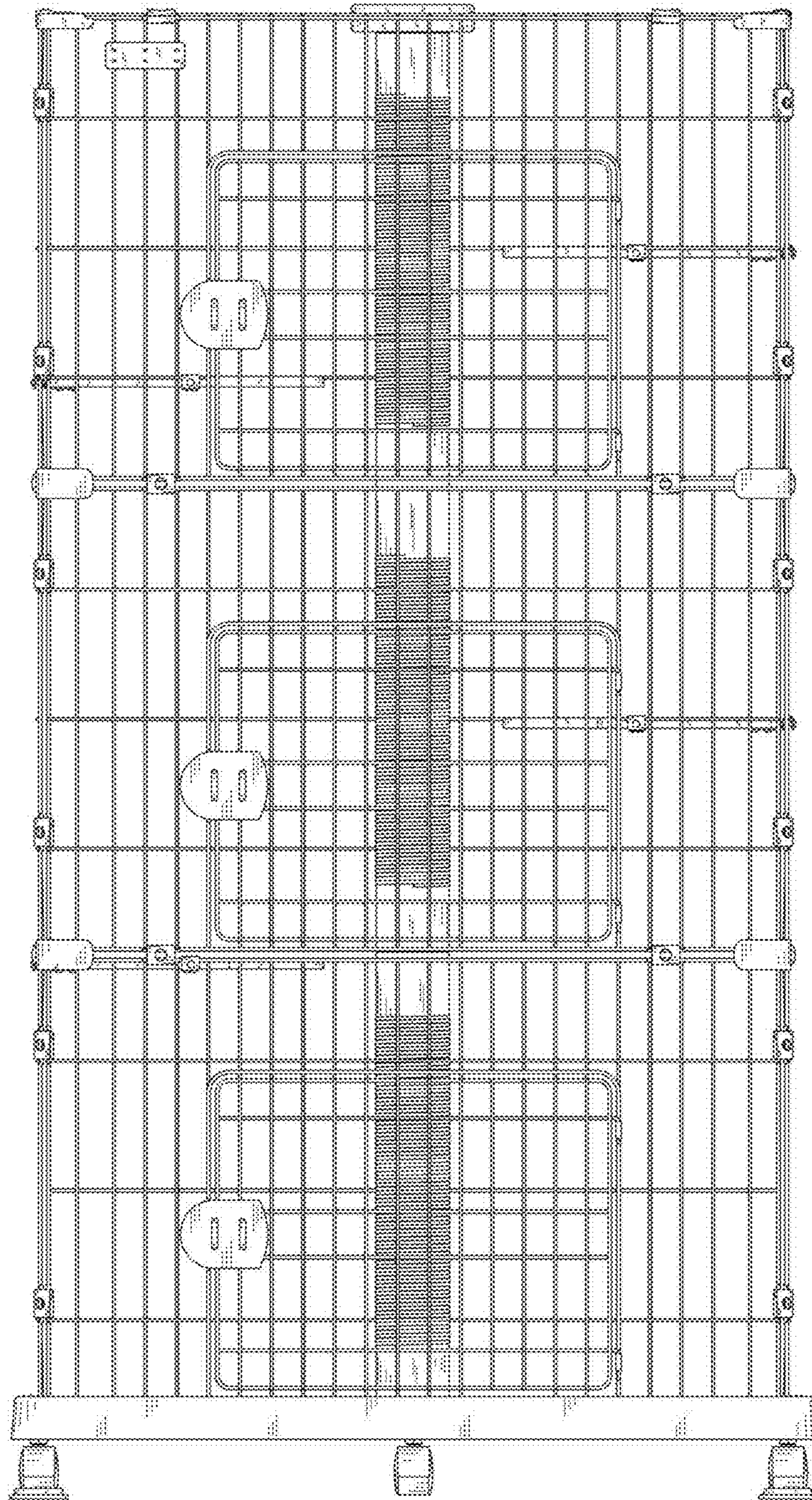


FIG. 3

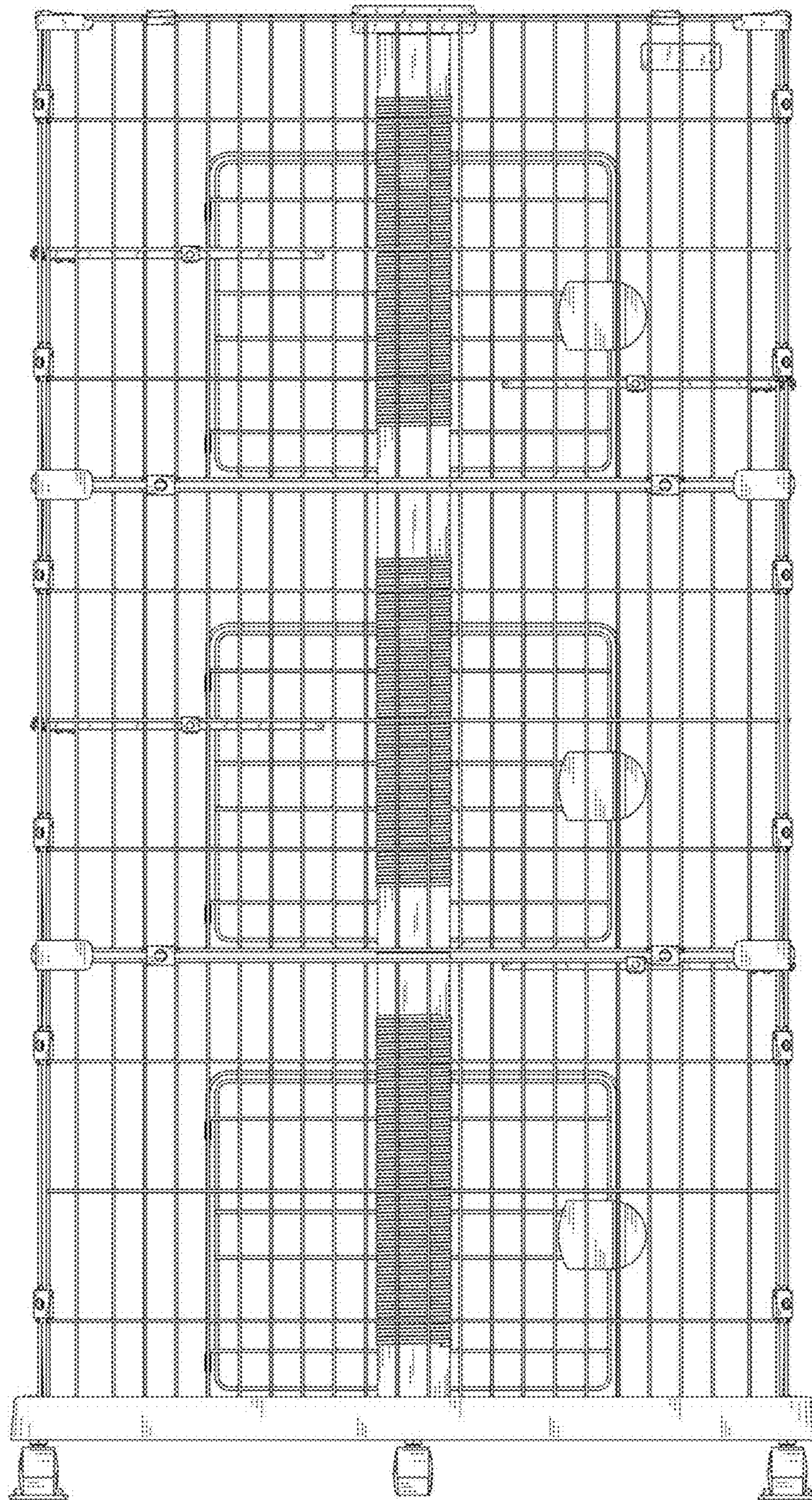


FIG. 4

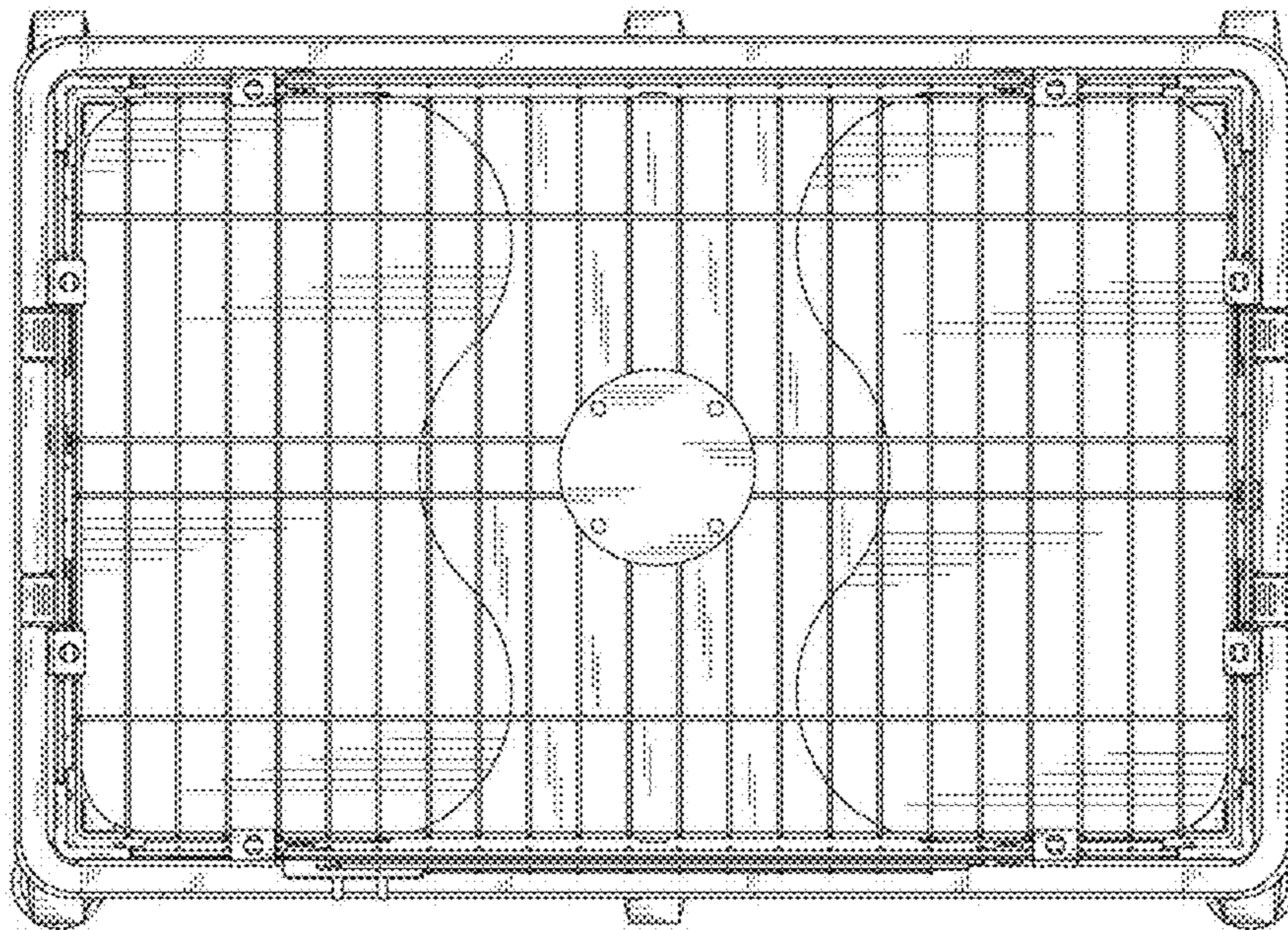


FIG.5

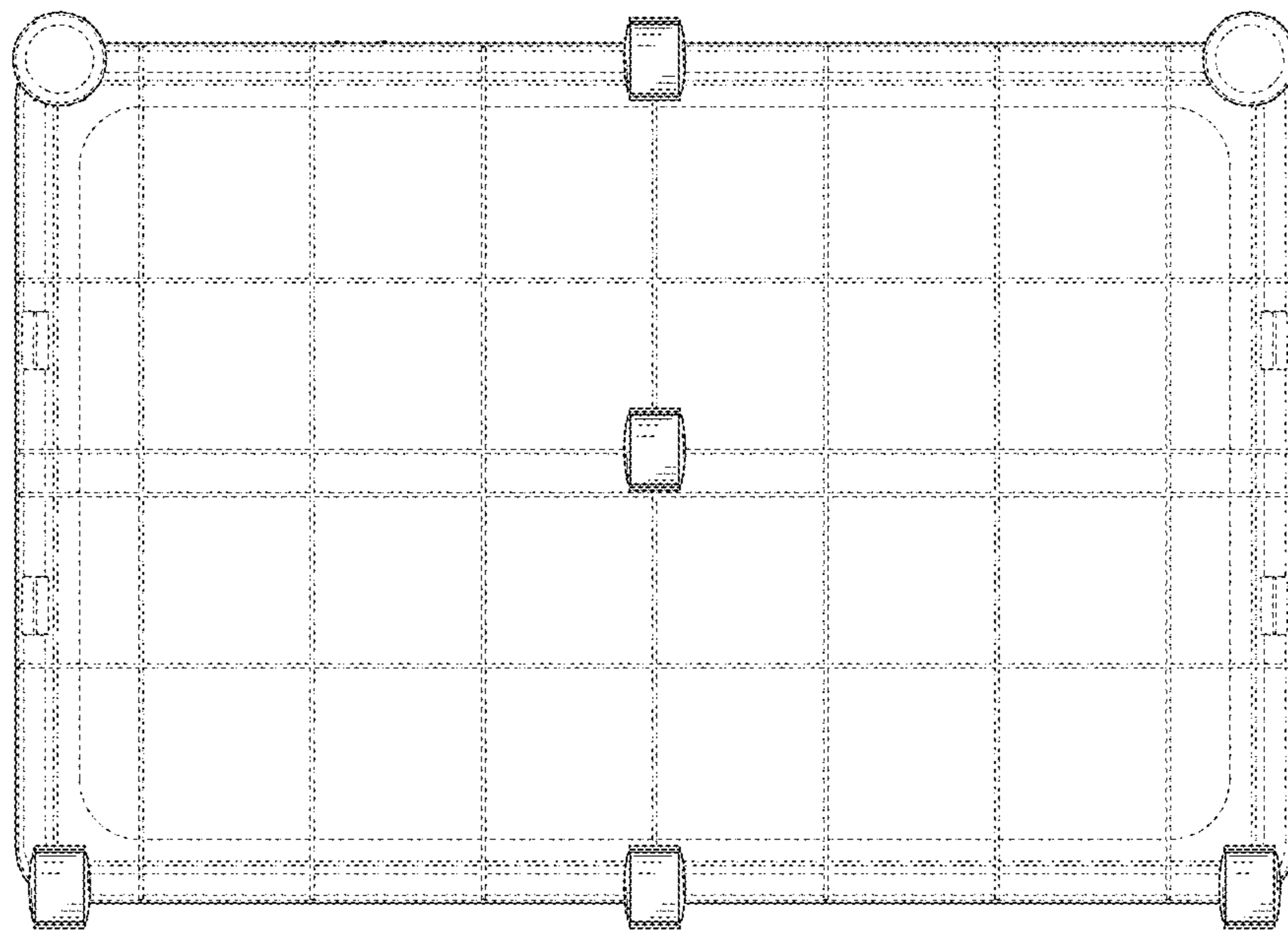


FIG. 6

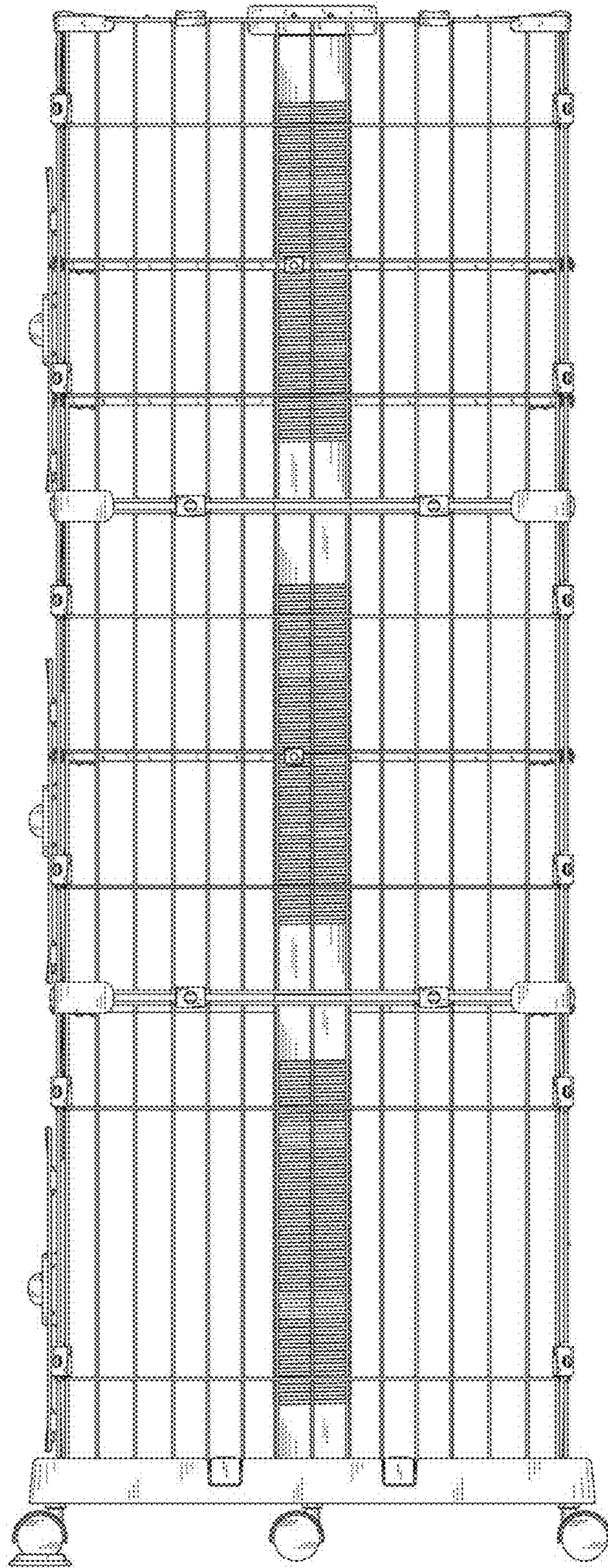


FIG. 7

