



US00D907856S

(12) **United States Design Patent**
Sthair

(10) **Patent No.:** **US D907,856 S**

(45) **Date of Patent:** **** Jan. 12, 2021**

(54) **WIG CLIP**

(71) Applicant: **Okyo Sthair**, Fort Lauderdale, FL (US)

(72) Inventor: **Okyo Sthair**, Fort Lauderdale, FL (US)

(**) Term: **15 Years**

(21) Appl. No.: **29/697,926**

(22) Filed: **Jul. 12, 2019**

(51) **LOC (13) Cl.** **28-04**

(52) **U.S. Cl.**
USPC **D28/93**

(58) **Field of Classification Search**
USPC D28/39-43, 92, 93
CPC ... A45D 8/14; A45D 8/16; A41G 3/00; A41G
3/008; A41G 3/0033; A41G 3/004; A41G
3/0053
See application file for complete search history.

D752,293 S	3/2016	Lee
D770,686 S	11/2016	Mosley
10,085,505 B2	10/2018	Williams
D834,256 S	11/2018	Gordon
2007/0157941 A1	7/2007	Awad et al.
2010/0139679 A1	6/2010	Umezu et al.
2010/0229883 A1	9/2010	Lane et al.
2011/0253165 A1	10/2011	Kenna
2016/0050996 A1	2/2016	Kwon
2016/0135530 A1	5/2016	Williams

* cited by examiner

Primary Examiner — Zenia I Bennett

(74) *Attorney, Agent, or Firm* — Dunlap Bennett & Ludwig, PLLC

(57) **CLAIM**

The ornamental design for a wig clip, as shown and described.

(56) **References Cited**

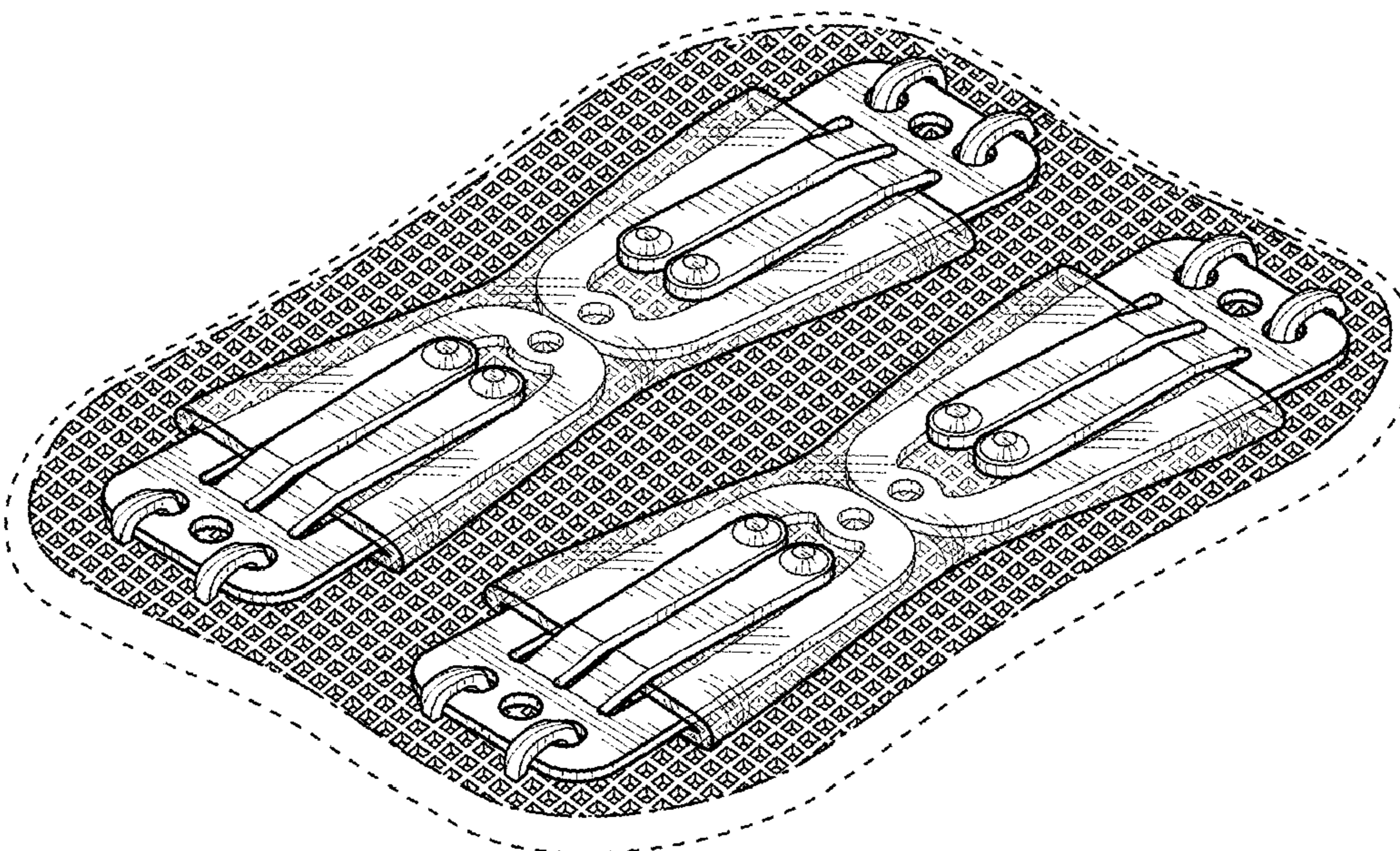
U.S. PATENT DOCUMENTS

D284,318 S *	6/1986	Nemoto	D28/39
D286,687 S *	11/1986	Nemoto	D28/93
D356,398 S	3/1995	Hafid		
D376,444 S	12/1996	Buckwalter		
D406,398 S	3/1999	Kageyama et al.		
D414,002 S	9/1999	Kageyama et al.		
D434,876 S	12/2000	Ife et al.		
D440,356 S	4/2001	Sartena		
6,629,536 B1	10/2003	Lane		
7,735,495 B2	6/2010	Lane et al.		
D622,004 S	8/2010	Umezu et al.		
D630,801 S *	1/2011	Umezu	D28/93
D642,744 S	8/2011	Hunt-Larder		
D680,273 S	4/2013	Hartwich		
D705,524 S	5/2014	Kaweblum		
D721,849 S *	1/2015	Monroe	A45D 8/14 D28/39
D732,742 S *	6/2015	Zephyr	D28/93

DESCRIPTION

FIG. 1 is a perspective view of a wig clip, showing my new design;
FIG. 2 is a front elevation view thereof;
FIG. 3 is a rear elevation view thereof;
FIG. 4 is a right-side elevation view thereof;
FIG. 5 is a left-side elevation view thereof;
FIG. 6 is a top plan view thereof;
FIG. 7 is a bottom plan view thereof; and,
FIG. 8 is a perspective view of the wig clip shown in use. The broken lines showing a wig in FIG. 8 depicts environmental subject matter that forms no part of the claimed design, while the remaining broken lines shown in the drawings depict portions of the wig clip that form no part of the claimed design.

1 Claim, 4 Drawing Sheets



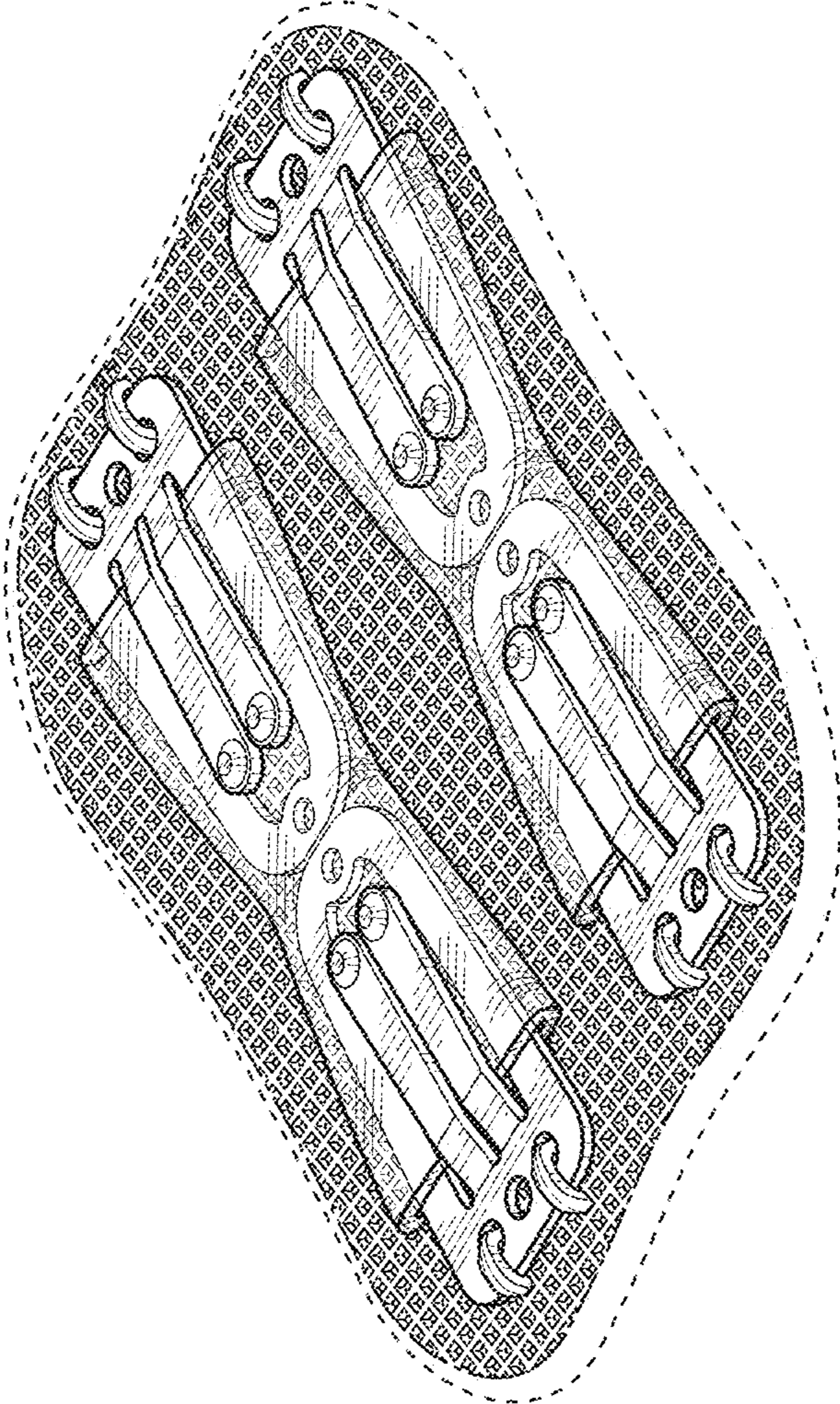


FIG. 1

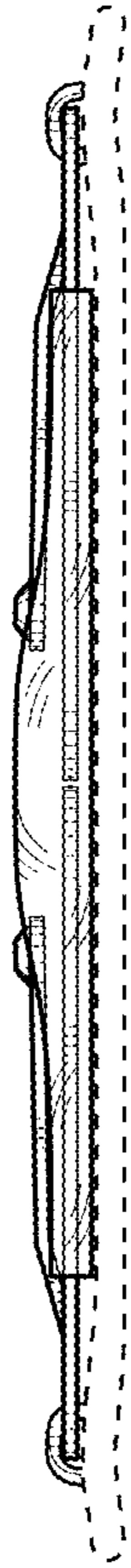


FIG. 2




FIG. 4

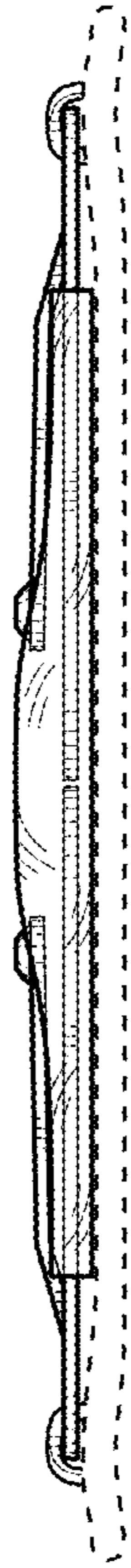


FIG. 3




FIG. 5




FIG. 7

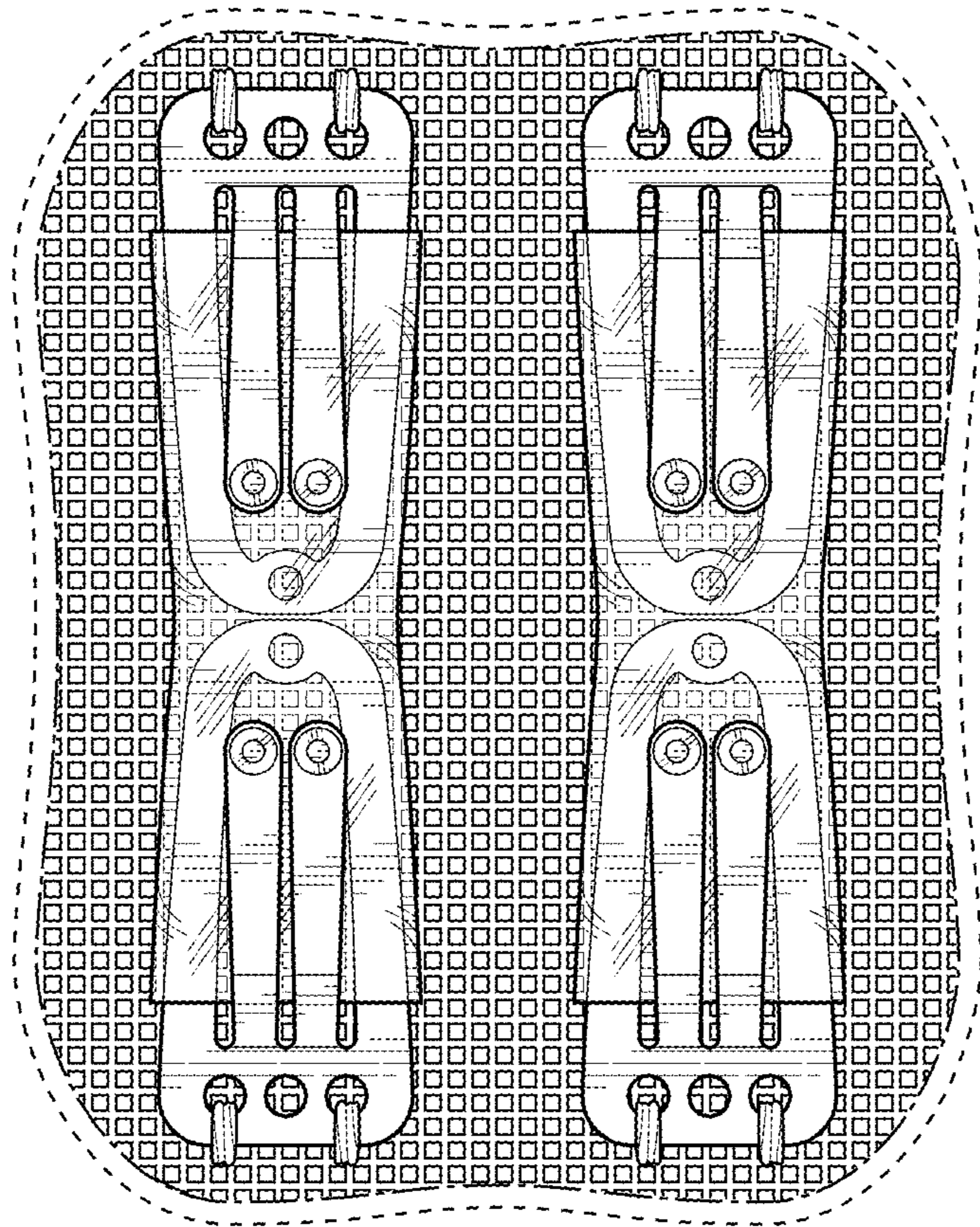


FIG. 6

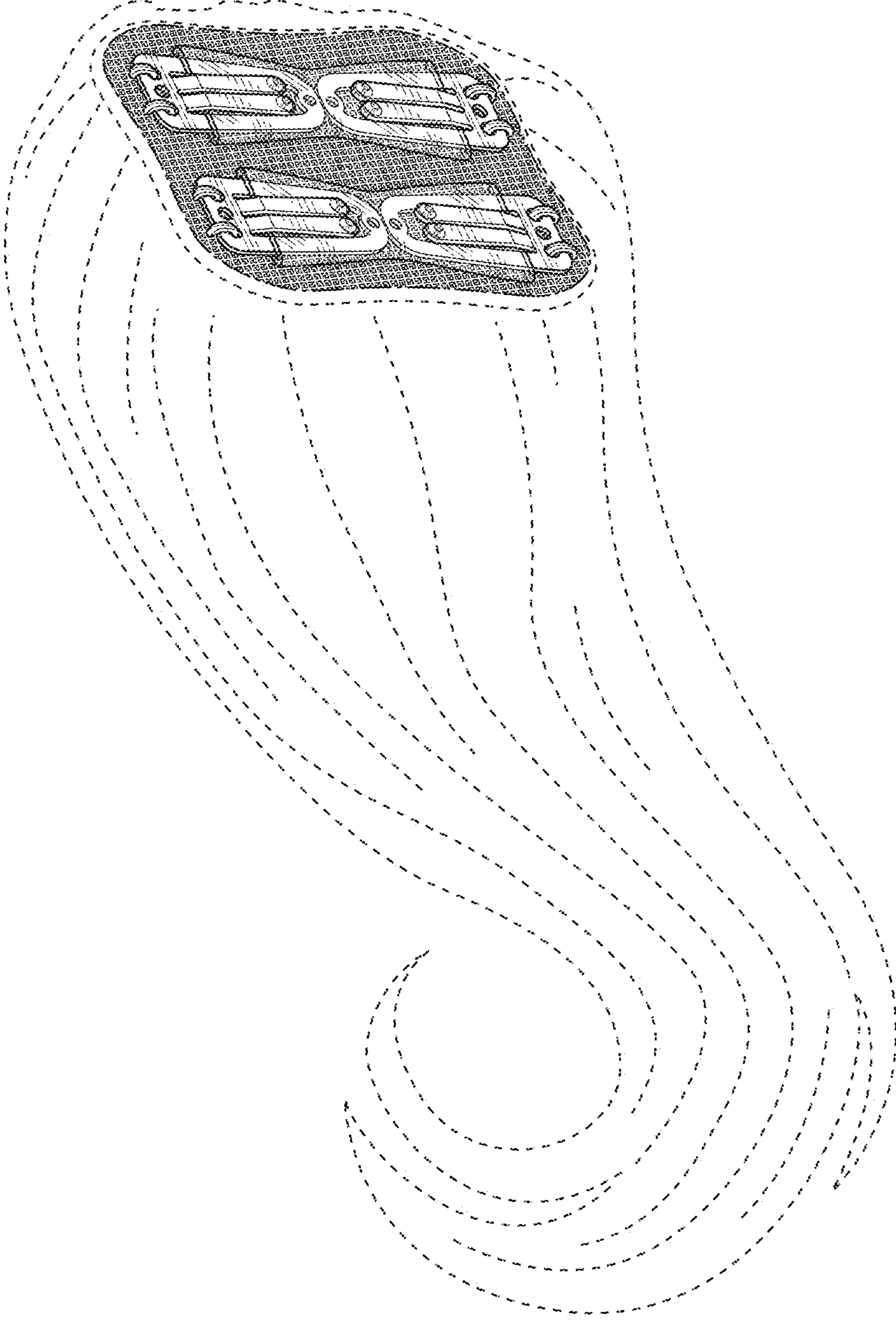


FIG. 8