



US00D907820S

(12) **United States Design Patent**  
**Runde**

(10) **Patent No.:** **US D907,820 S**  
(45) **Date of Patent:** **\*\* Jan. 12, 2021**

(54) **AUTOMOTIVE LIGHTING**

(71) Applicant: **VOLKSWAGEN**  
**AKTIENGESELLSCHAFT,**  
Wolfsburg (DE)

(72) Inventor: **Felix Runde,** Wolfsburg (DE)

(73) Assignee: **VOLKSWAGEN**  
**AKTIENGESELLSCHAFT,**  
Wolfsburg (DE)

(\*\*) Term: **15 Years**

(21) Appl. No.: **29/689,858**

(22) Filed: **May 2, 2019**

(30) **Foreign Application Priority Data**

Feb. 14, 2019 (DE) ..... 40 2019 100 189

(51) **LOC (13) Cl.** ..... **26-06**

(52) **U.S. Cl.**  
USPC ..... **D26/28**

(58) **Field of Classification Search**  
USPC ..... D26/28-36, 139  
CPC ..... F21S 48/00; F21S 48/10; F21S 48/115;  
F21S 48/225; F21S 48/1233; F21S  
48/1266; F21S 48/1388; F21S 48/2268;  
F21V 21/04; F21V 29/004; B60Q 9/13;  
B60Q 9/135; B60Q 9/1375  
See application file for complete search history.

(56) **References Cited**

**U.S. PATENT DOCUMENTS**

D745,726 S \* 12/2015 McMahan ..... D26/28  
D787,727 S \* 5/2017 Lai ..... D26/28

D791,987 S \* 7/2017 Lin ..... D26/28  
D797,332 S \* 9/2017 Lin ..... D26/28  
D809,682 S \* 2/2018 Lin ..... D26/28  
D819,849 S \* 6/2018 Lin ..... D26/28  
D828,594 S \* 9/2018 Huang ..... D26/28

**FOREIGN PATENT DOCUMENTS**

WO DM103827 11/2018

\* cited by examiner

*Primary Examiner* — Marcus A Jackson

(74) *Attorney, Agent, or Firm* — Lucas & Mercanti, LLP;  
Klaus P. Stoffel


(57) **CLAIM**

The ornamental design for the automotive lighting, as shown and described.

**DESCRIPTION**

FIG. 1 is a front view of a head light of the automotive lighting of the present invention;  
FIG. 2 is a corner view thereof;  
FIG. 3 is a right side view thereof;  
FIG. 4 is a front, top, right side perspective view thereof;  
FIG. 5 is a front view of a head light, being a mirror image of the design in FIG. 1;  
FIG. 6 is a corner view thereof and a mirror image of FIG. 2;  
FIG. 7 is a left side view thereof and a mirror image of FIG. 3; and,  
FIG. 8 is a front, top, left side perspective view thereof and a mirror image of FIG. 4.

**1 Claim, 4 Drawing Sheets**






Fig. 1




Fig. 2




Fig. 3



Fig. 4




Fig. 5






Fig. 6



**Fig. 7**



**Fig. 8**