



US00D907811S

(12) **United States Design Patent**  
**Barnds et al.**

(10) **Patent No.:** **US D907,811 S**  
(45) **Date of Patent:** **\*\* Jan. 12, 2021**

(54) **POLYMER-BASED FLOORING SET**

(71) Applicant: **CPG International LLC**, Scranton, PA (US)

(72) Inventors: **Patrick Michael Barnds**, Birmingham, MI (US); **Jason Andrew Davoll**, Chicago, IL (US)

(73) Assignee: **CPG International LLC**, Scranton, PA (US)

(\*\*) Term: **15 Years**

(21) Appl. No.: **29/679,752**

(22) Filed: **Feb. 8, 2019**

(51) **LOC (13) Cl.** ..... **25-01**

(52) **U.S. Cl.**

USPC ..... **D25/138**

(58) **Field of Classification Search**

USPC ..... D25/138

CPC ..... E04F 15/02044; E04F 15/02194; E04F 15/022; E04F 15/02405; E04F 15/02417; E04F 15/04; E04F 15/045; E04F 15/046; E04F 15/048; E04F 15/06; E04F 15/12

See application file for complete search history.

(56) **References Cited**

**U.S. PATENT DOCUMENTS**

D387,439 S *	12/1997	Ormiston	.....	D25/138
D482,140 S *	11/2003	Hughes	.....	D25/121
D598,576 S *	8/2009	Henriquez	.....	D25/138
7,897,005 B2 *	3/2011	Knauseder	.....	C09J 5/00 156/304.5
D642,287 S *	7/2011	Poland	.....	D25/119
D654,599 S *	2/2012	Cupec	.....	D25/138
D667,965 S *	9/2012	Tuan	.....	D25/138
8,800,245 B1 *	8/2014	Pien	.....	B32B 3/30 52/747.11

D715,460 S *	10/2014	Smith	.....	D25/138
D751,223 S *	3/2016	Muxlow	.....	D25/138
D802,169 S *	11/2017	Lee	.....	D25/138
9,944,050 B2 *	4/2018	Kanao	.....	B32B 9/04
10,035,358 B2 *	7/2018	Pervan	.....	B41J 3/407
10,174,509 B2 *	1/2019	Hayes	.....	B32B 5/028
10,214,914 B2 *	2/2019	Bachelder	.....	E04F 15/02161
D857,251 S *	8/2019	Mussini	.....	D25/160

\* cited by examiner

*Primary Examiner* — Doris Clark

(74) *Attorney, Agent, or Firm* — Shook, Hardy & Bacon L.L.P

(57) **CLAIM**

The ornamental design for a polymer-based flooring set, as shown and described.

**DESCRIPTION**

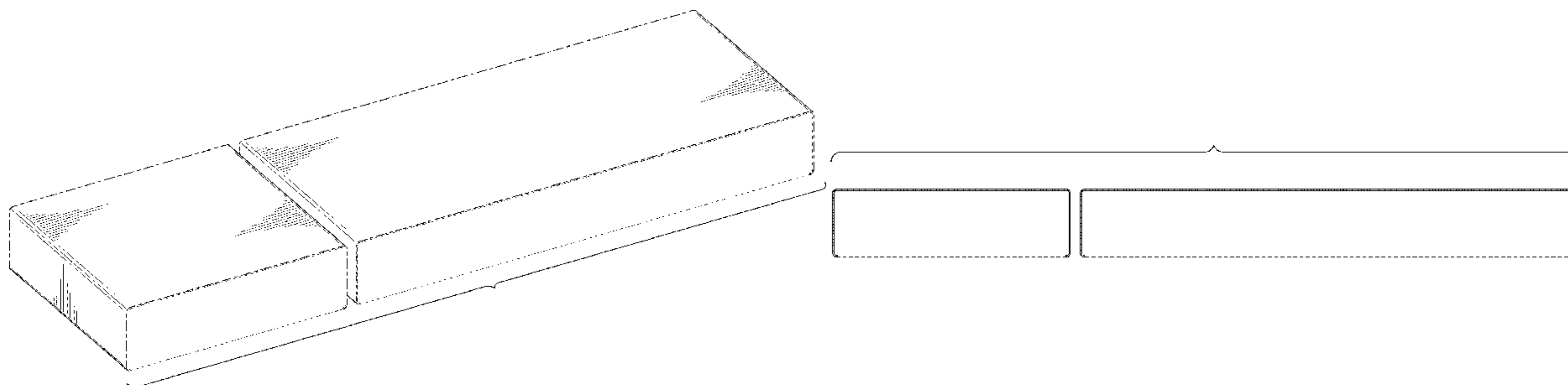
FIG. 1 is a perspective view of a polymer-based flooring set showing our design;  
FIG. 2 is a top view thereof;  
FIG. 3 is a bottom view thereof;  
FIG. 4 is a first side view thereof;  
FIG. 5 is a second side view thereof;  
FIG. 6 is a cross section view taken along lines 6-6 of FIG. 2;  
FIG. 7 is a front view thereof; and,  
FIG. 8 is a back view thereof.

The even-length broken lines are directed to environment, represent unclaimed subject matter, and form no part of the claimed design.

The long-and-short broken lines form an unclaimed boundary, and form no part of the claim.

The brackets shown in the figures indicate a set; the bracket forms no part of the claimed design.

**1 Claim, 6 Drawing Sheets**



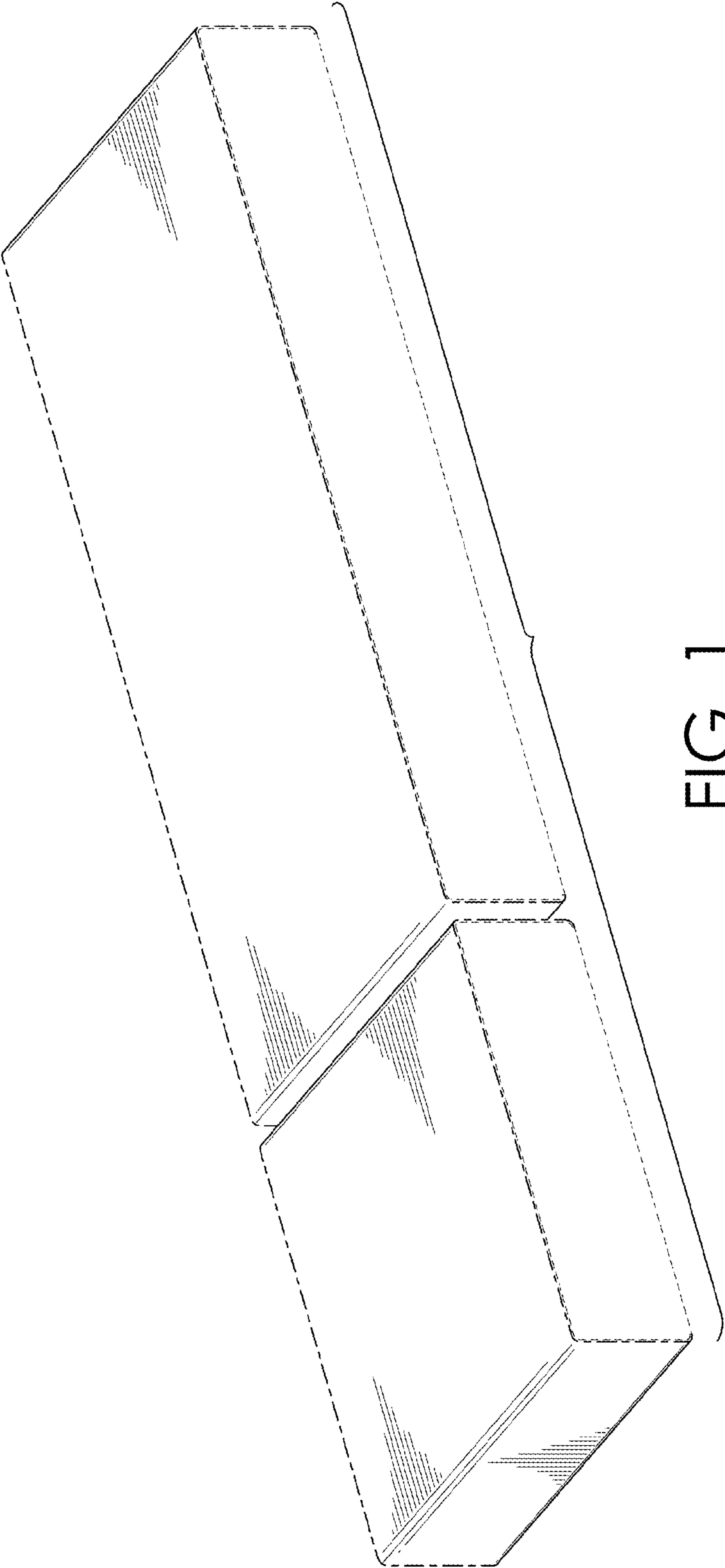


FIG. 1

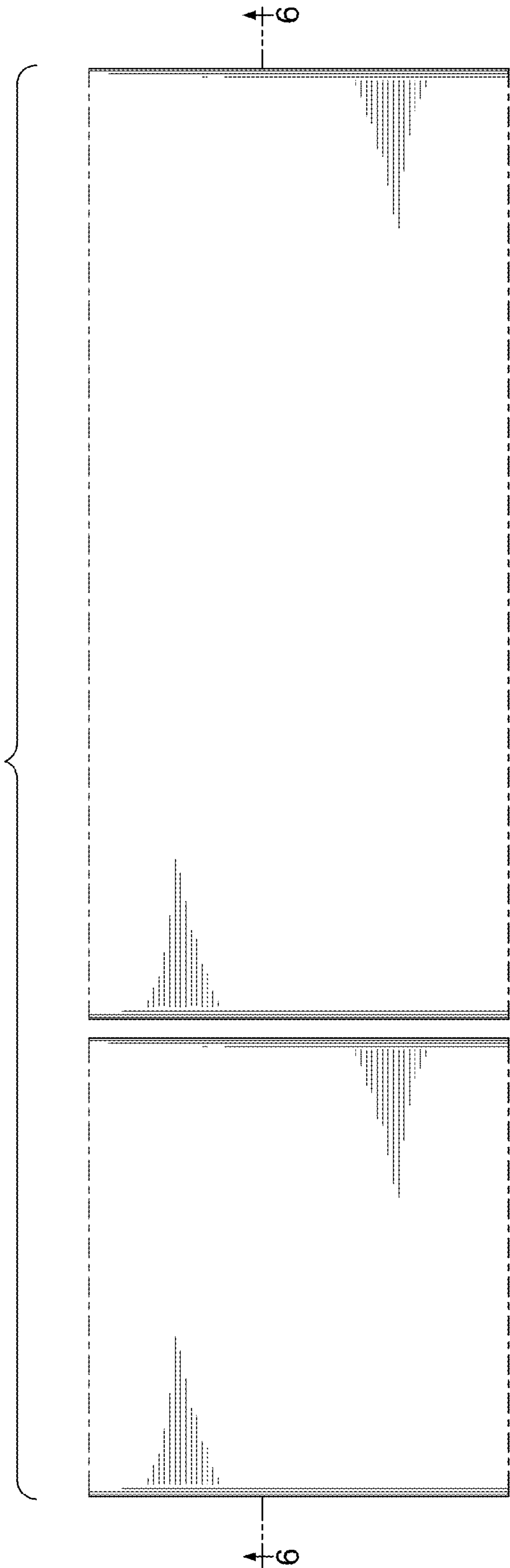


FIG. 2




FIG. 3

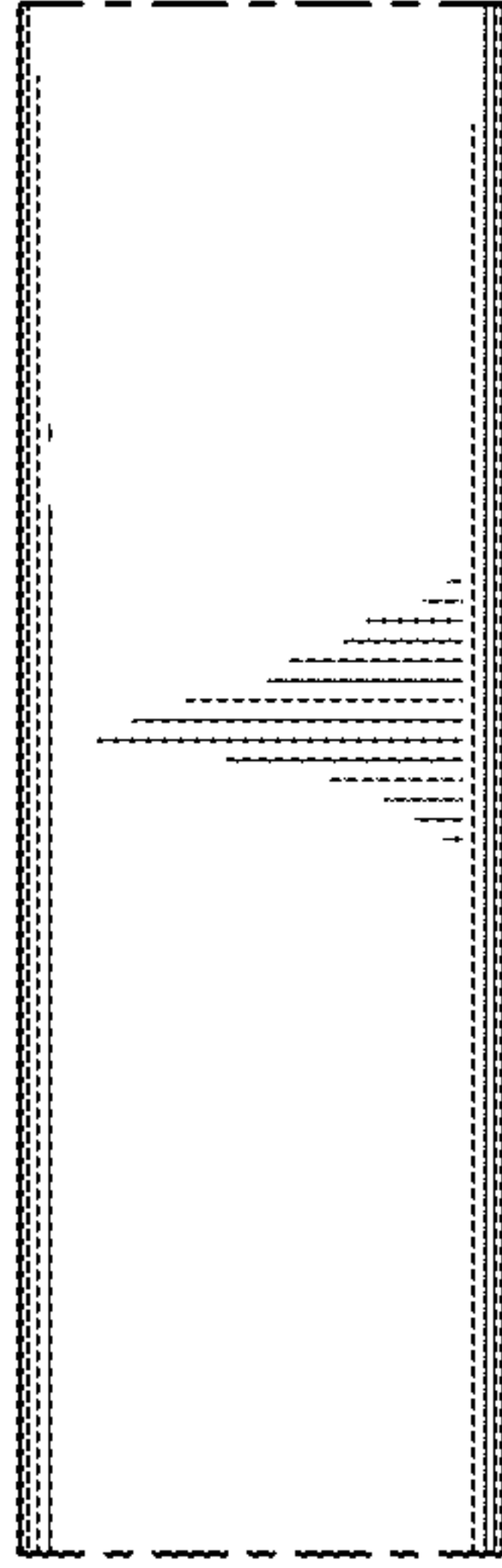


FIG. 5

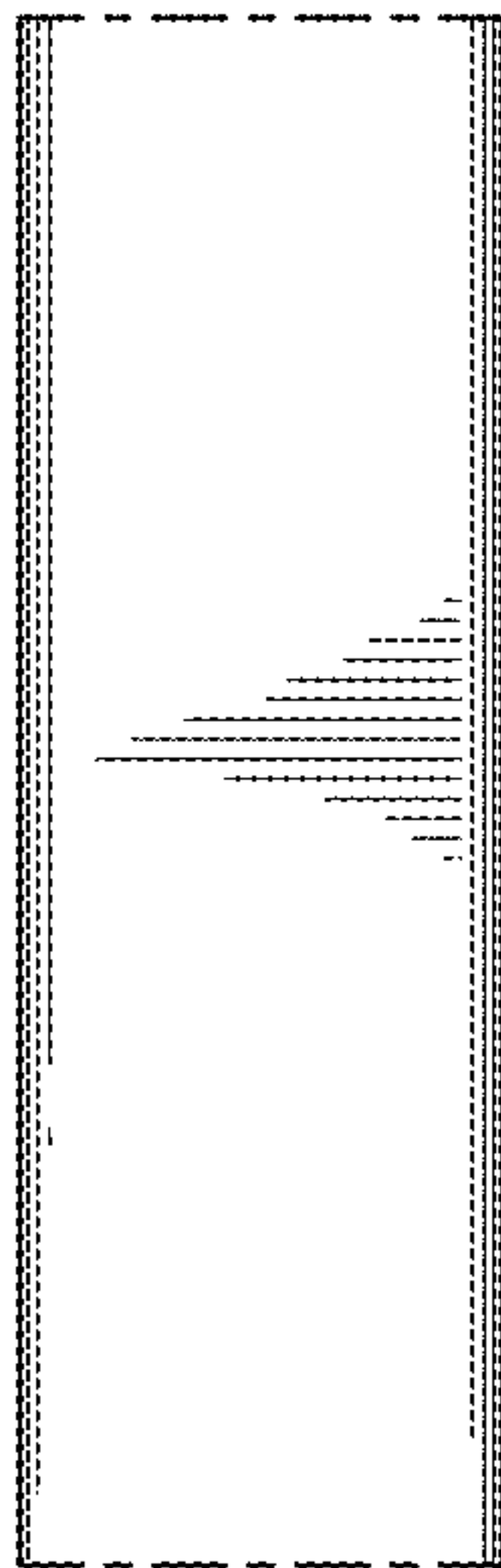


FIG. 4

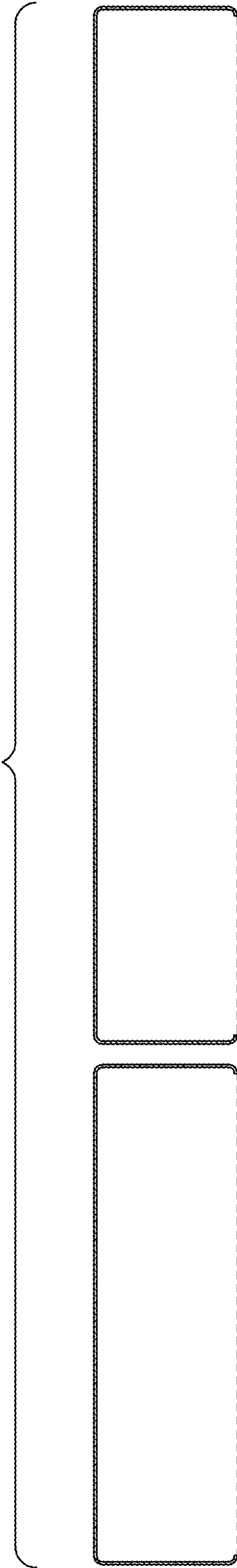


FIG. 6

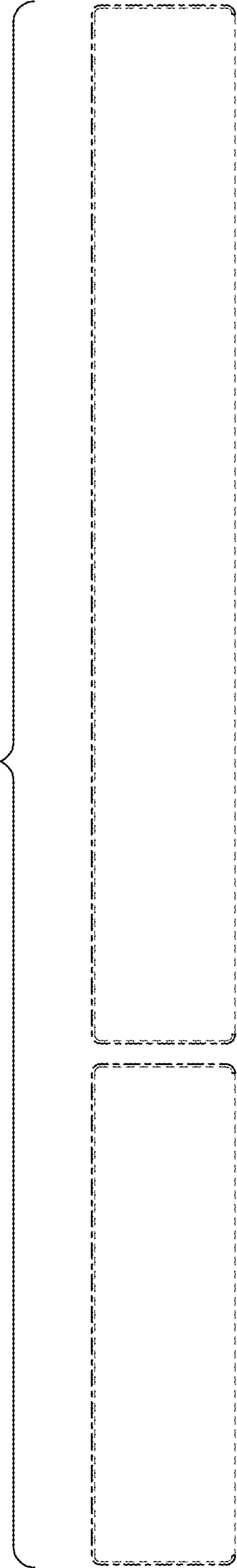


FIG. 7

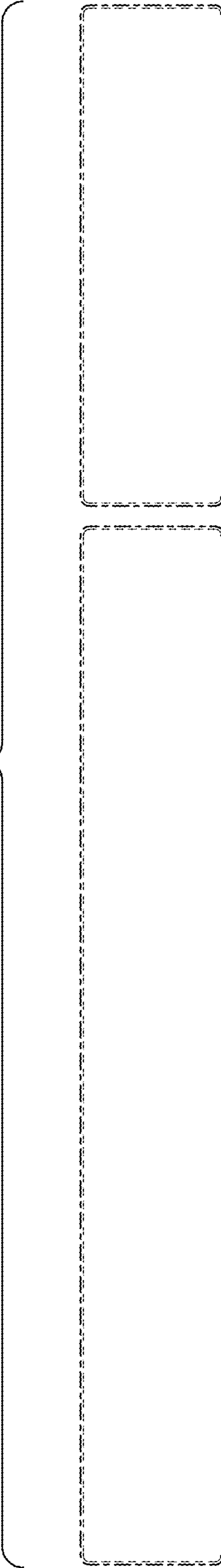


FIG. 8