



US00D907808S

(12) **United States Design Patent**
Burke

(10) **Patent No.:** **US D907,808 S**
(45) **Date of Patent:** **** Jan. 12, 2021**

(54) **SKYLIGHT GUARD**

- (71) Applicant: **HIPPO INC. LLC**, Colorado Springs, CO (US)
- (72) Inventor: **David Shane Burke**, Colorado Springs, CO (US)
- (73) Assignee: **HIPPO Inc.**, Colorado Springs, CO (US)

(**) Term: **15 Years**

(21) Appl. No.: **29/696,295**

(22) Filed: **Jun. 26, 2019**

(51) **LOC (13) Cl.** **25-02**

(52) **U.S. Cl.**
USPC **D25/48.8**

(58) **Field of Classification Search**
USPC D25/47.1, 48.1, 48.7, 48.8
CPC E04D 13/0335; E04D 3/32; F24F 13/08
See application file for complete search history.

(56) **References Cited**

U.S. PATENT DOCUMENTS

2,515,451	A *	7/1950	Isacoff	E04D 13/0335
					160/88
D352,024	S *	11/1994	Hebets	D12/401
D354,817	S *	1/1995	Kovacs	D25/48.8
6,199,330	B1 *	3/2001	Cobb	E04D 13/0335
					49/57
8,911,286	B1 *	12/2014	Savigny	F24F 7/00
					454/248
9,212,489	B1 *	12/2015	Erickson	E04B 1/92
2011/0120030	A1 *	5/2011	Swindell, III	E04D 13/0335
					52/202

OTHER PUBLICATIONS

Skylight guards <https://skylight-guards.com/> Nov. 2018 (Year: 2018).*

* cited by examiner

Primary Examiner — Leanne Was-Englehart

(74) *Attorney, Agent, or Firm* — Martensen IP

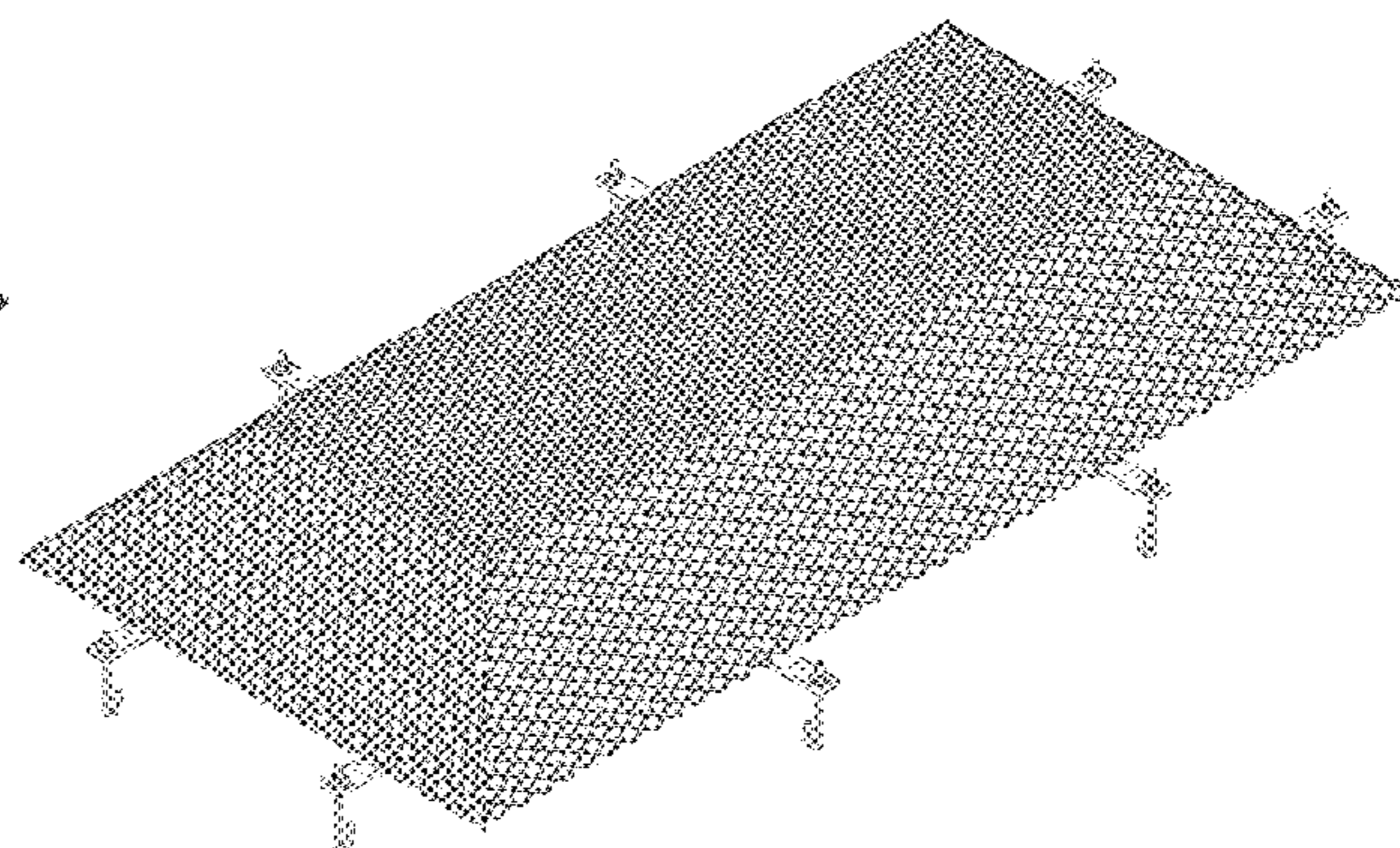
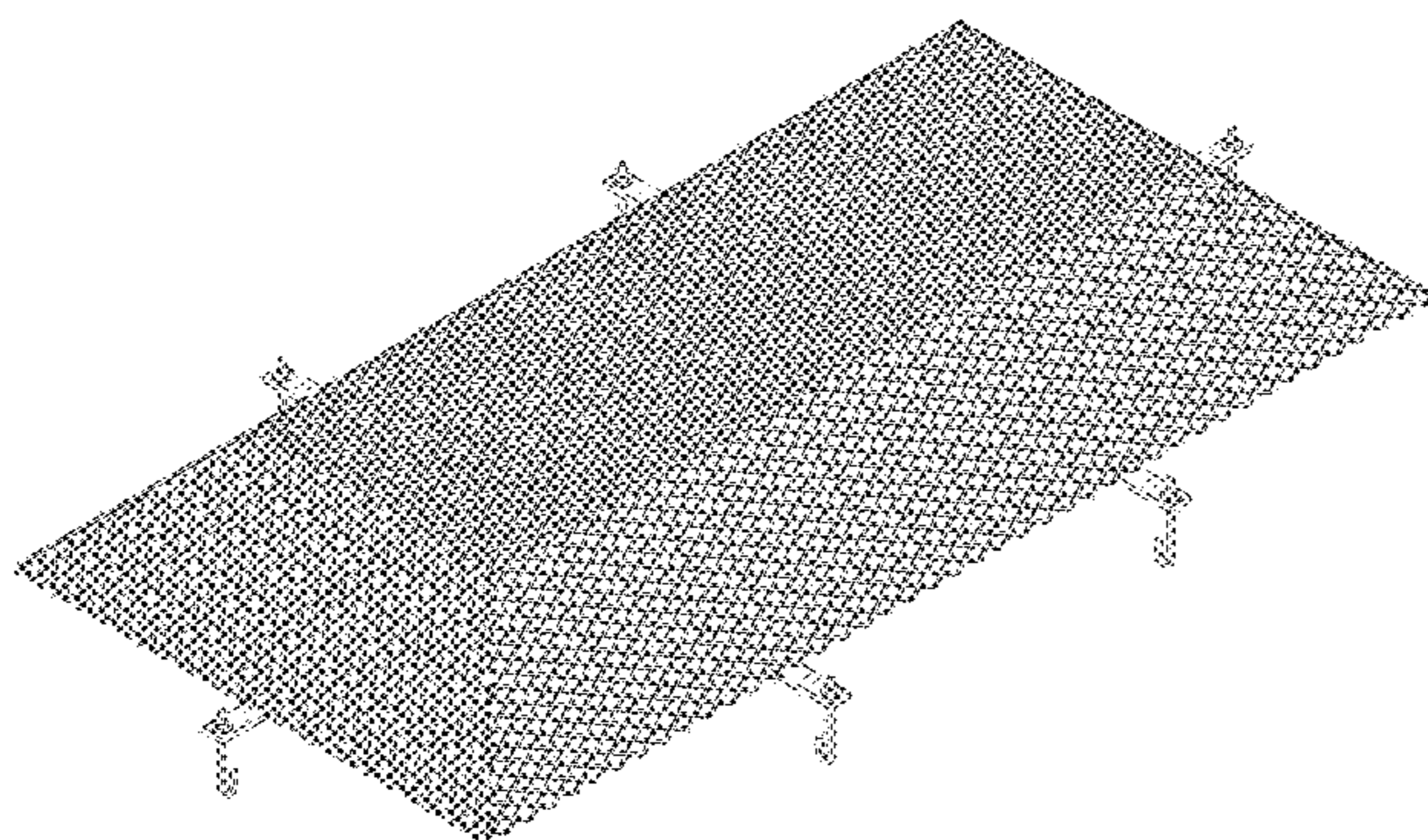
(57) **CLAIM**

The ornamental design for a skylight guard, as shown and described.

DESCRIPTION

FIG. 1 is a front, top perspective drawing of one embodiment of a skylight guard showing our new design;
 FIG. 2 is a right side view thereof;
 FIG. 3 is a left side view thereof;
 FIG. 4 is a front view thereof;
 FIG. 5 is a back view thereof;
 FIG. 6 is top view thereof;
 FIG. 7 is a bottom view thereof;
 FIG. 8 is a front, top perspective view of a second embodiment thereof;
 FIG. 9 is a right side view of the second embodiment thereof;
 FIG. 10 is a left side view of the second embodiment thereof;
 FIG. 11 is a front view of the second embodiment thereof;
 FIG. 12 is a back view of the second embodiment thereof;
 FIG. 13 is a top view of the second embodiment thereof;
 and,
 FIG. 14 is a bottom view of the second embodiment thereof.

1 Claim, 14 Drawing Sheets



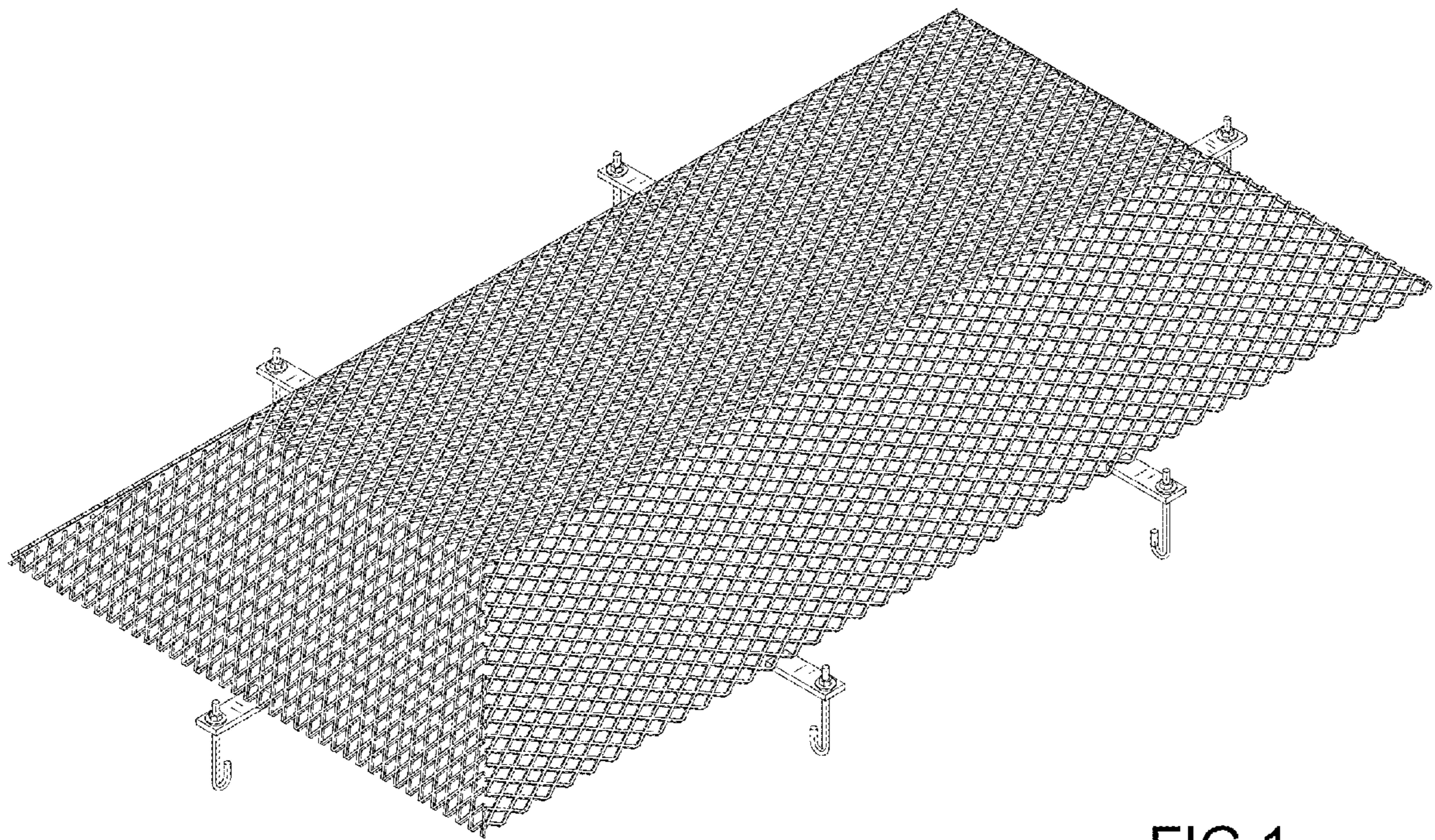


FIG.1




FIG.2




FIG.3

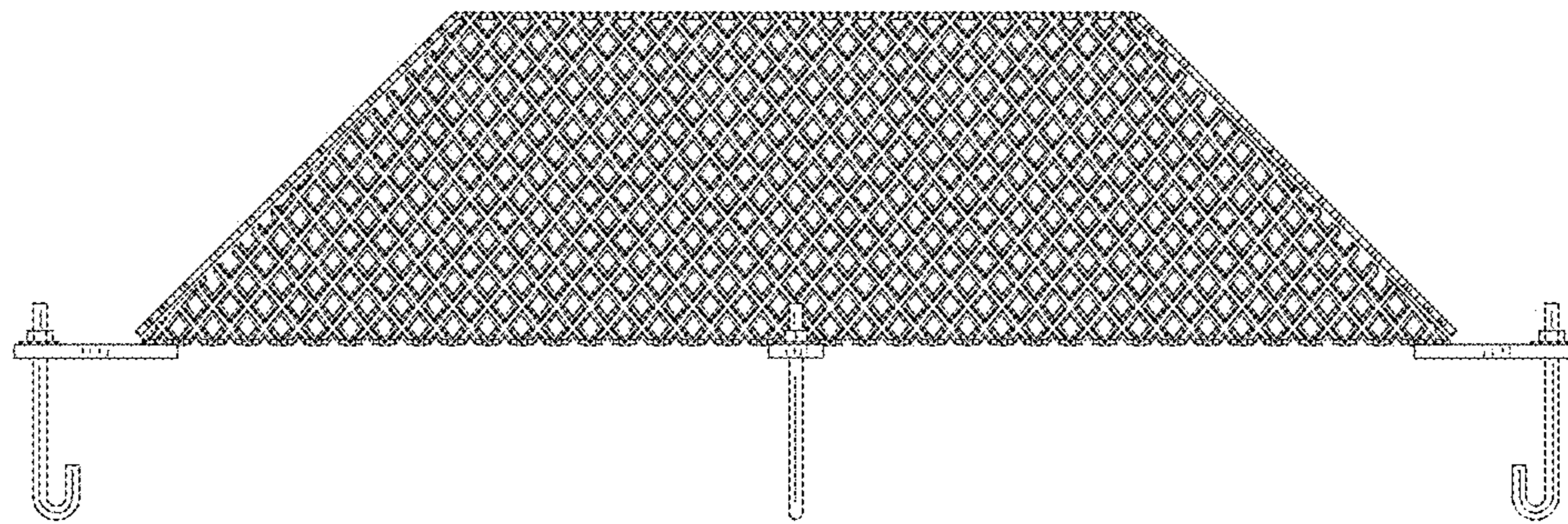


FIG.4

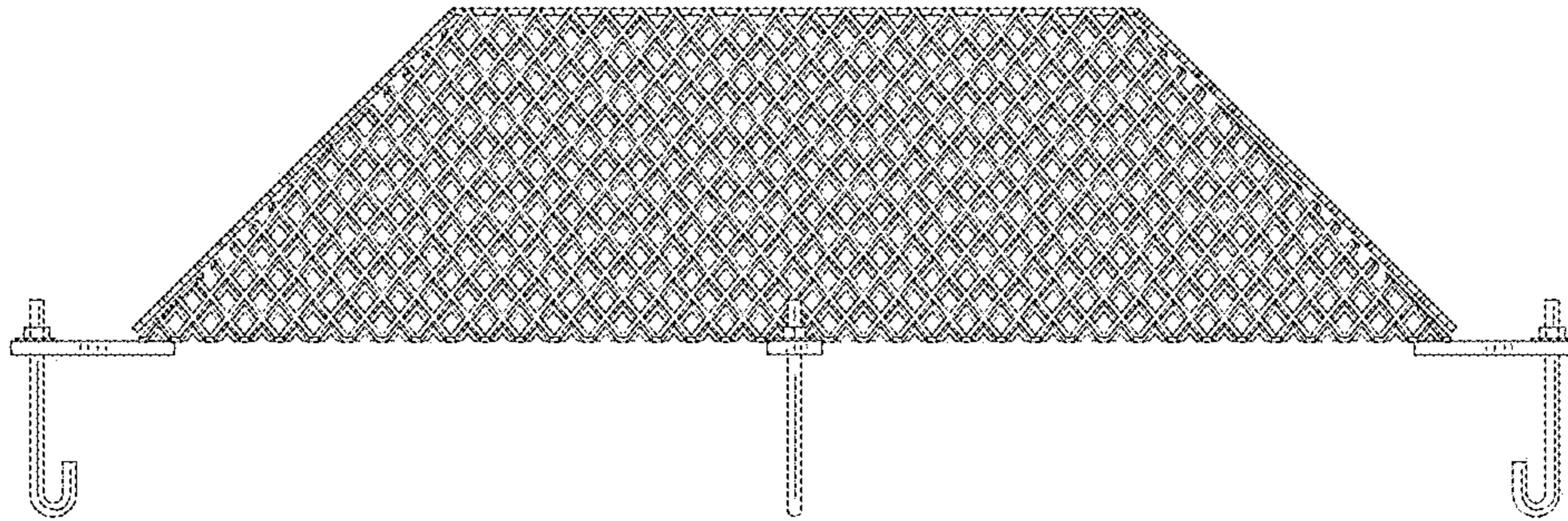


FIG.5




FIG. 6




FIG. 7

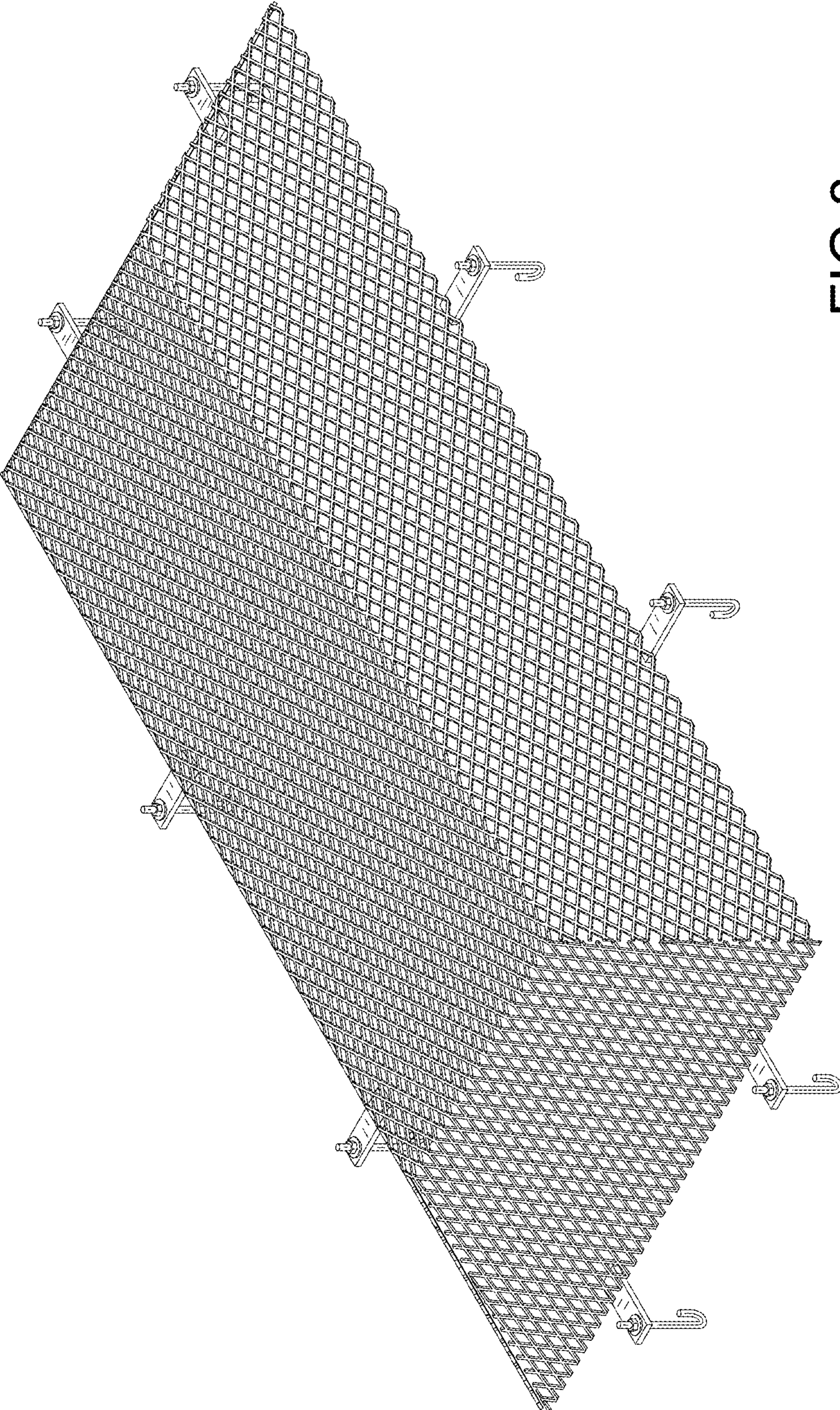


FIG.8




FIG. 9




FIG.10




FIG.11




FIG.12




FIG.13




FIG.14