



US00D907805S

(12) **United States Design Patent** (10) **Patent No.:** **US D907,805 S**
Coen et al. (45) **Date of Patent:** **** Jan. 12, 2021**

(54) **FENCE PANEL WITH GATE**

FOREIGN PATENT DOCUMENTS

(71) Applicant: **LANDSCAPE FORMS, INC.**,
Kalamazoo, MI (US)

EM 002421982-0001 * 3/2014
JP D1068073 4/2000

(Continued)

(72) Inventors: **Shane Coen**, Minneapolis, MN (US);
Robin Ganser, Minneapolis, MN (US);
Brian Revoir, Vicksburg, MI (US);
John Shimer, Portage, MI (US)

OTHER PUBLICATIONS

L I N E Landscape Panels—Outdoor Fence & Landscape Panels
<https://www.landscapeforms.com/en-US/product/Pages/L-I-N-E-Landscape-Panels.aspx> Available Sep. 4, 2019 (Year: 2019).*

(Continued)

(73) Assignee: **LANDSCAPE FORMS, INC.**,
Kalamazoo, MI (US)

(**) Term: **15 Years**

Primary Examiner — Leanne Was-Englehart

(21) Appl. No.: **29/688,304**

(74) *Attorney, Agent, or Firm* — Heslin Rothenberg
Farley and Mesiti PC

(22) Filed: **Apr. 19, 2019**

(51) **LOC (13) Cl.** **25-02**

(52) **U.S. Cl.**

USPC **D25/39**

(58) **Field of Classification Search**

USPC D25/38.1, 39, 40, 41.1, 42, 43, 44, 45

CPC E04H 17/00; E04H 17/14; E04H 17/1413;

E04H 17/1417; E04H 17/1421; E04H

17/1426; E04H 17/143; E04H 17/1434;

E04H 17/1439; E04H 17/1443; E04H

17/16; E04H 17/161; E01F 8/00; E01F

8/0029; E01F 8/0064

See application file for complete search history.

(56) **References Cited**

U.S. PATENT DOCUMENTS

1,012,868 A 12/1911 Laney
1,956,767 A 5/1934 Kibler
3,111,303 A * 11/1963 Olson E04H 17/08
256/19
3,305,221 A * 2/1967 Kling E04F 11/181
256/21
D378,784 S 4/1997 German
D427,322 S 6/2000 DeSouza
D427,784 S * 7/2000 Domina D6/332

(Continued)

(57) **CLAIM**

We claim the ornamental design for a fence panel with gate,
as shown and described.

DESCRIPTION

FIG. 1 is an isometric view of a fence panel with gate of the
present design;

FIG. 2 is a front elevational view thereof;

FIG. 3 is a rear elevational view thereof;

FIG. 4 is a left side elevational view thereof;

FIG. 5 is a right side elevational view thereof;

FIG. 6 is a top view thereof;

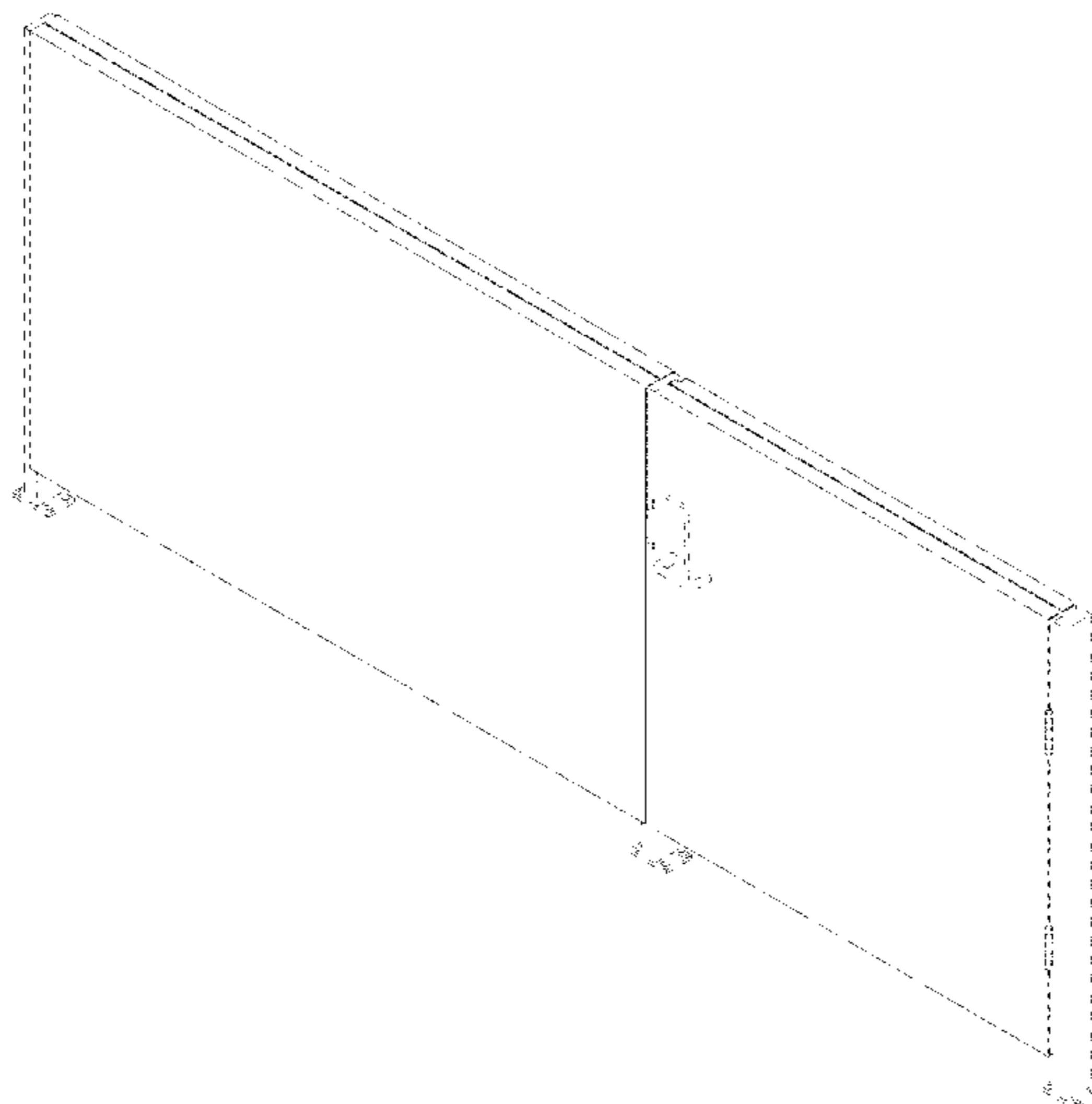
FIG. 7 is a bottom view thereof; and,

FIG. 9 is a front elevational view of an alternative embodi-
ment of the fence panel with gate.

The broken lines in the figures illustrate portions of the fence
panel with gate, which forms no part of the claimed design.

The broken short dash-long dash broken lines in FIG. 9
depict a symbolic break in the article. The portion between
the break lines forms no part of the claimed design.

1 Claim, 7 Drawing Sheets



(56)

References Cited

U.S. PATENT DOCUMENTS

D502,550 S 3/2005 Walker
 D511,009 S * 10/2005 McGregor D25/38.1
 D543,639 S 5/2007 Mertins
 D544,964 S 6/2007 Hesselmann
 D559,564 S * 1/2008 Bakker D6/332
 D569,528 S 5/2008 Carney
 D573,724 S 7/2008 Reed
 D583,484 S 12/2008 Ferris
 D598,569 S 8/2009 Junglas
 D621,061 S 8/2010 Petrucelli
 D659,261 S * 5/2012 Thomas D25/48.5
 D714,596 S * 10/2014 Forno D8/1
 D737,469 S 8/2015 Bucarizza
 D737,470 S 8/2015 Bucarriza
 D737,471 S 8/2015 Bucarriza
 D737,472 S 8/2015 Bucarizza
 D737,473 S 8/2015 Bucarizza
 D737,995 S 9/2015 Bucarizza
 D737,996 S 9/2015 Bucarizza
 D738,530 S 9/2015 Thomas
 D738,535 S 9/2015 Bucarizza
 D739,557 S 9/2015 Buente
 9,512,634 B2 12/2016 Forbis
 D784,558 S 4/2017 Wu
 9,695,612 B2 7/2017 Batts, III
 9,695,613 B2 7/2017 Shepherd
 9,932,753 B1 4/2018 Knudsen
 D829,926 S * 10/2018 Avetsisians D25/38.1
 D858,798 S 9/2019 McCarthy et al.
 D865,221 S 10/2019 Deen et al.
 2006/0097237 A1 * 5/2006 McGregor E01F 13/022
 256/24
 2006/0237704 A1 10/2006 Rodenburg
 2007/0138455 A1 6/2007 Walker
 2008/0011994 A1 * 1/2008 Howe E04H 17/168
 256/27
 2008/0023684 A1 * 1/2008 Diamond E04H 17/161
 256/1
 2017/0247944 A1 8/2017 Ramsey
 2017/0284136 A1 10/2017 Ramsey
 2017/0292288 A1 10/2017 Rosario

FOREIGN PATENT DOCUMENTS

JP D1481260 10/2013
 JP 1491945 * 3/2014
 JP D1491945 3/2014
 JP D1508685 10/2014
 JP D1560156 10/2016
 JP D1560157 10/2016
 KR 300508727.0000 10/2008
 KR 300567303.0000 7/2010
 KR 300912134.0000 6/2017

OTHER PUBLICATIONS

LF L I N E Brochure https://www.landscapeforms.com/LFI%20Brochures/LF_L%20I%20N%20E_Brochure.pdf May 24, 2019 (Year: 2019).*

Coen et al., Design U.S. Appl. No. 29/688,275, entitled “Metal Fence Panel”, filed Apr. 19, 2019.
 Coen et al., Design U.S. Appl. No. 29/688,292, entitled “Metal Gate and Metal Fence Panel”, filed Apr. 19, 2019.
 Coen et al., Design U.S. Appl. No. 29/688,293, entitled “Metal Gate and Metal Fence Panel”, filed Apr. 19, 2019.
 Coen et al., Design U.S. Appl. No. 29/688,294, entitled “Metal Gate and Metal Fence Panel”, filed Apr. 19, 2019.
 Coen et al., Design U.S. Appl. No. 29/688,297, entitled “Metal Gate and Metal Fence Panel”, filed Apr. 19, 2019.
 Coen et al., Design U.S. Appl. No. 29/688,300, entitled “Metal Gate and Metal Fence Panel”, filed Apr. 19, 2019.
 Coen et al., Design U.S. Appl. No. 29/688,301, entitled “Metal Gate and Metal Fence Panel”, filed Apr. 19, 2019.
 Coen et al., Design U.S. Appl. No. 29/688,302, entitled “Metal Gate and Metal Fence Panel”, filed Apr. 19, 2019.
 Coen et al., Design U.S. Appl. No. 29/688,263, entitled “Metal Fence Panel”, filed Apr. 19, 2019.
 Coen et al., Design U.S. Appl. No. 29/688,265, entitled “Metal Fence Panel”, filed Apr. 19, 2019.
 Coen et al., Design U.S. Appl. No. 29/688,268, entitled “Metal Fence Panel”, filed Apr. 19, 2019.
 Coen et al., Design U.S. Appl. No. 29/688,269, entitled “Metal Fence Panel”, filed Apr. 19, 2019.
 Coen et al., Design U.S. Appl. No. 29/688,270, entitled “Metal Fence Panel”, filed Apr. 19, 2019.
 Coen et al., Design U.S. Appl. No. 29/688,273, entitled “Metal Fence Panel”, filed Apr. 19, 2019.
 Coen et al., Design U.S. Appl. No. 29/688,274, entitled “Metal Fence Panel”, filed Apr. 19, 2019.
 Speckmann Custom Fence, designed by Coen+Partners, Minneapolis, Minnesota, 1 page, completed 2008.
 Westminster Custom Fence, designed by Coen+Partners, Minneapolis, Minnesota, 1 page, completed 2007.
 Wood House Custom Fence, designed by Coen+Partners, Minneapolis, Minnesota, 1 page, completed 2014.
 Arden Hills House Custom Fence, designed by Coen+Partners, Minneapolis, Minnesota, 1 page, completed 2006.
 Lavin Bernick Center Custom Fence, designed by Coen+Partners, Minneapolis, Minnesota, 1 page, completed 2007.
 Coen House Custom Fence, designed by Coen+Partners, Minneapolis, Minnesota, 1 page, completed 1999.
 Pohlard Custom Fence, designed by Coen+Partners, Minneapolis, Minnesota, 1 page, completed 2008.
 LINE Landscape Panels—Outdoor Fence & Landscape Panels <https://www.landscapeforms.com/en-US/product/Pages/L-I-N-E-Landscape-Panels.aspx> Available Sep. 4, 2019 (Year: 2019).
 LF LINE Brochure https://www.landscapeforms.com/LFI%20Brochures/LF_LY020I%20N%20E_Brochure.pdf May 24, 2019 (Year: 2019).
 LINE Landscape Panels Azure Magazine Azure Magazine <https://www.azuremagazine.com/spec-sheets/line-landscape-panels/> Jul. 2019 (Year: 2019).
 Perforated Aluminum Fence Metro Transit Aluminum Fence <https://astrometalcraft.com/architectural-metals-and-railings/architectural-perforated-metals/perforated-aluminum-fence/> May 2018 (Year: 2018).

* cited by examiner

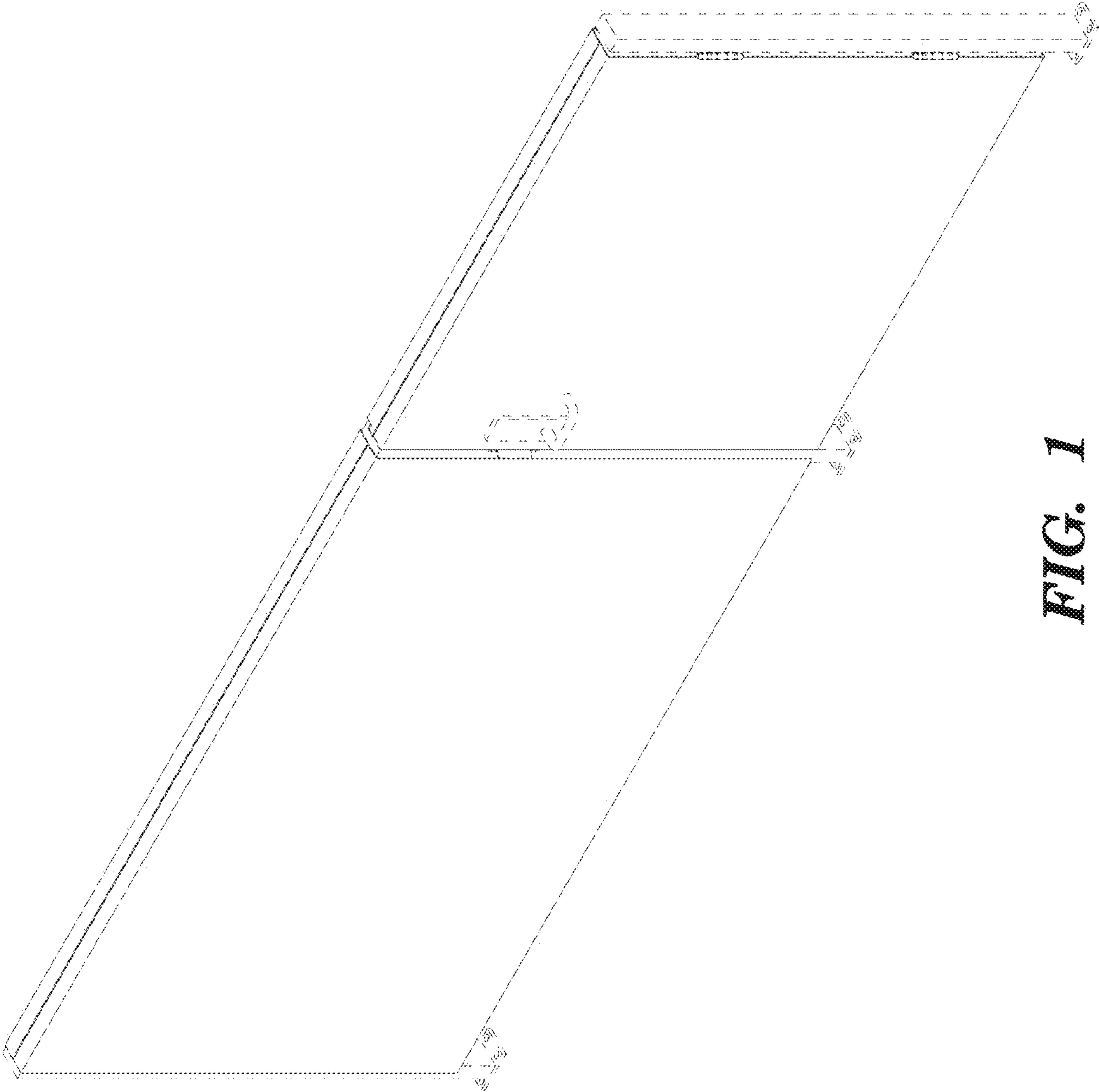


FIG. 1




FIG. 2




FIG. 3




FIG. 5




FIG. 4

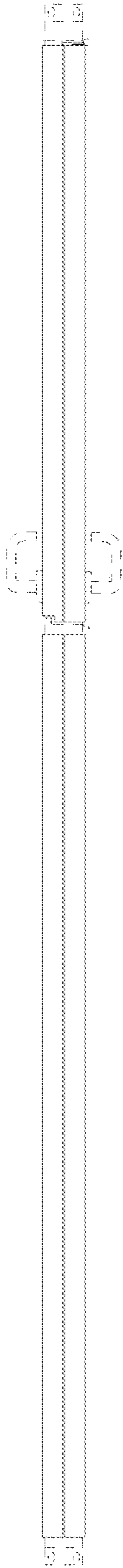


FIG. 6




FIG. 7




FIG. 8

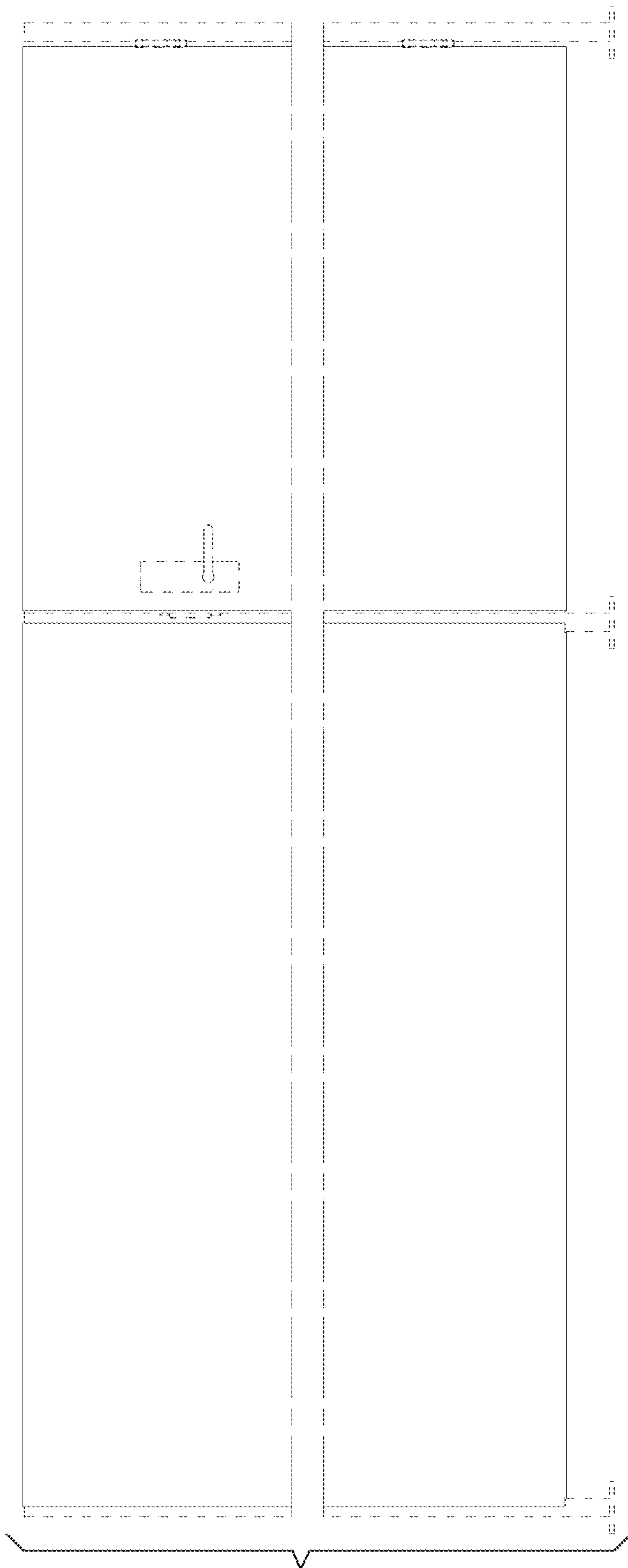


FIG. 9

UNITED STATES PATENT AND TRADEMARK OFFICE
CERTIFICATE OF CORRECTION

PATENT NO. : D907,805 S
APPLICATION NO. : 29/688304
DATED : January 12, 2021
INVENTOR(S) : Coen et al.

Page 1 of 1

It is certified that error appears in the above-identified patent and that said Letters Patent is hereby corrected as shown below:

In the Description (57): Delete “FIG. 7 is a bottom view thereof; and,” and insert -- FIG. 7 is a bottom view thereof; --

In the Description (57): Insert -- FIG. 8 is a front elevational view of the fence panel with gate disposed in a series of fence panels; and --

Signed and Sealed this
Sixteenth Day of March, 2021



Drew Hirshfeld
*Performing the Functions and Duties of the
Under Secretary of Commerce for Intellectual Property and
Director of the United States Patent and Trademark Office*