



US00D907787S

(12) **United States Design Patent** (10) **Patent No.:** **US D907,787 S**
Chernyavskiy et al. (45) **Date of Patent:** **** Jan. 12, 2021**

(54) **CUPPING DEVICE** D243,283 S 2/1977 Lahay
4,421,288 A 12/1983 Blaszkowski
(71) Applicant: **Lure Enterprises Limited Liability Company**, Morganville, NJ (US) D285,116 S 8/1986 Hoff
(Continued)

(72) Inventors: **Igor Chernyavskiy**, Morganville, NJ (US); **Stella Rubinshteyn**, Morganville, NJ (US) FOREIGN PATENT DOCUMENTS
CN 2041185 U 7/1989
CN 1192377 A 9/1998
(Continued)

(73) Assignee: **LURE ENTERPRISES LIMITED LIABILITY COMPANY**, Morganville, NJ (US) OTHER PUBLICATIONS

(**) Term: **15 Years** Office Action dated Apr. 17, 2020 pertaining to U.S. Appl. No. 29/721,760, filed Jan. 23, 2020, 16 pgs.
(21) Appl. No.: **29/736,786** (Continued)

(22) Filed: **Jun. 3, 2020** Primary Examiner — Wan Laymon
(74) Attorney, Agent, or Firm — Dinsmore & Shohl LLP

Related U.S. Application Data

(62) Division of application No. 29/721,760, filed on Jan. 23, 2020, now Pat. No. Des. 893,037.

(51) **LOC (13) Cl.** **28-03**

(52) **U.S. Cl.**
USPC **D24/200**

(58) **Field of Classification Search**
USPC D24/200, 186, 188, 206, 211–215, 107, D24/121, 141
CPC A61H 7/008; A61H 7/00; A61H 7/001; A61H 7/003; A61H 7/007; A61H 9/0057; A61H 9/0071; A61H 2009/0064; A61H 2201/013; A61H 2201/0157; A61H 2201/1253; A61H 2205/081; A61M 1/064; A61M 1/08

See application file for complete search history.

(56) **References Cited**

U.S. PATENT DOCUMENTS

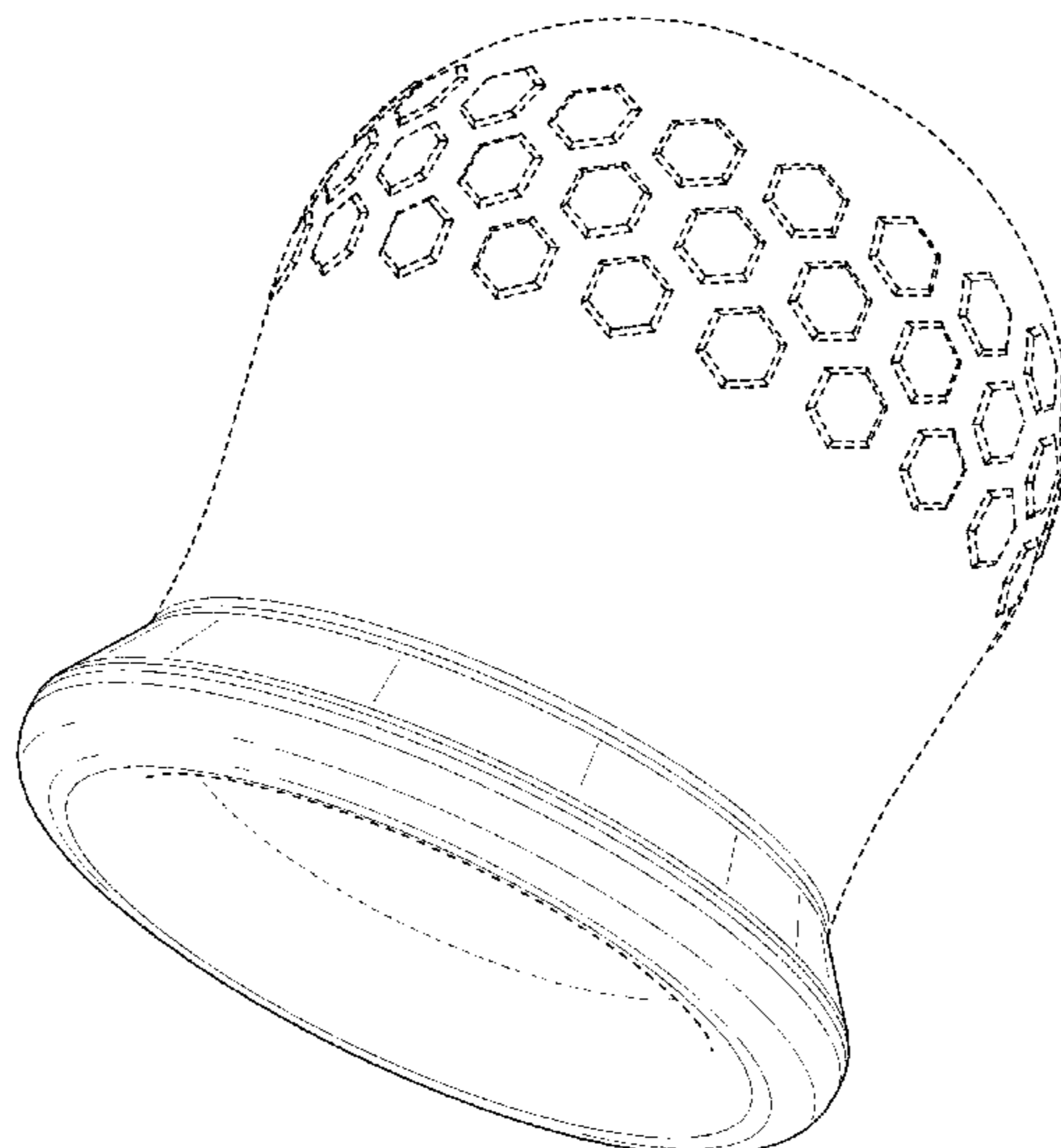
291,388 A 1/1884 Myers
713,761 A 11/1902 Harlan

CLAIM
The ornamental design for a cupping device, as shown and described.

DESCRIPTION

FIG. 1 is a bottom front perspective view of a cupping device showing our new design;
FIG. 2 is a front elevation view of the cupping device of FIG. 1;
FIG. 3 is a back elevation view of the cupping device of FIG. 1;
FIG. 4 is a side elevation view of the cupping device of FIG. 1;
FIG. 5 is an opposite side elevation view of the cupping device of FIG. 1;
FIG. 6 is a top plan view of the cupping device of FIG. 1; and,
FIG. 7 is a bottom plan view of the cupping device of FIG. 1.
The broken lines depict portions of the cupping device that form no part of the claimed design.

1 Claim, 7 Drawing Sheets



(56)

References Cited

U.S. PATENT DOCUMENTS

5,039,045 A 8/1991 Adams et al.
 D378,539 S 3/1997 Scott
 5,688,008 A 11/1997 Haensch
 D403,076 S 12/1998 York
 5,921,541 A 7/1999 Hansen
 6,143,391 A 11/2000 Barnes et al.
 6,733,438 B1 5/2004 Dann et al.
 6,949,067 B1 9/2005 Dann et al.
 D567,951 S 4/2008 Fink
 D567,953 S 4/2008 Fink
 D578,868 S 10/2008 Ramakers et al.
 D607,116 S 12/2009 Morganstern
 D636,089 S 4/2011 Yoo
 D722,384 S 2/2015 Kuneyl
 D729,397 S 5/2015 Reque
 9,095,647 B2 8/2015 Lee et al.
 D741,502 S 10/2015 Gomez
 D762,309 S 7/2016 Cohen
 D762,871 S 8/2016 Gomez
 D765,873 S 9/2016 Hetzel
 D807,520 S 1/2018 Ho
 D820,992 S 6/2018 King
 D825,067 S 8/2018 Ho
 D833,630 S 11/2018 Butler et al.
 D837,996 S 1/2019 Sugimoto et al.
 D841,827 S 2/2019 Zedaker
 D844,800 S 4/2019 Ehret
 D846,754 S 4/2019 Nelson et al.
 D864,409 S 10/2019 Ehret
 10,440,697 B2 10/2019 Barre et al.
 D866,780 S 11/2019 Moramarco
 D875,962 S 2/2020 Spratt
 D888,972 S * 6/2020 Chernyavskiy D24/200
 D888,979 S * 6/2020 Chernyavskiy D24/214
 2002/0002346 A1 1/2002 Horst
 2003/0084586 A1 5/2003 Lo
 2004/0260209 A1 12/2004 Ella et al.
 2009/0224117 A1 9/2009 Kaneda et al.
 2010/0140437 A1 6/2010 Orban
 2010/0312157 A1 12/2010 Yan
 2011/0115243 A1 5/2011 Desai et al.
 2011/0295162 A1 12/2011 Chang et al.

2012/0097821 A1 4/2012 Hajianpour
 2015/0313788 A1 11/2015 Conte et al.
 2016/0317387 A1 11/2016 Cox et al.
 2017/0340508 A1 11/2017 Zake
 2018/0168915 A1 6/2018 Gwen
 2018/0325768 A1 11/2018 Cote
 2018/0339090 A1 11/2018 Santana

FOREIGN PATENT DOCUMENTS

CN 101411664 A 4/2009
 CN 201320309 V 10/2009
 CN 201333208 Y 10/2009
 CN 202437777 U 9/2012
 CN 102698330 A 10/2012
 CN 202589715 U 12/2012
 CN 107865987 A 4/2018
 CN 108420698 A 8/2018
 EP 838231 A2 4/1998
 EP 1772637 A2 4/2007
 GB 475462 A 11/1937
 JP 2001120615 A 5/2001

OTHER PUBLICATIONS

Cuppling warehouse, "Cupping Warehouse Grip Classic 6 PRO 6570—Cupping Therapy Sets for Professional and Self Care Home Use. Silicone Massage Cups Neck Back Hand Muscle and Joint Releift. Lymphatic drainage and cullutile." Retrieved on Apr. 13, 2020. Retrieved from the internt: <URL: <https://cuppingwarehouse.com/pro>.
 Notice of Allowance and Fee(s) Due dated Apr. 30, 2020 pertaining to U.S. Appl. No. 29/721,759, filed Jan. 23, 2020, 19 pgs.
 Office Action dated May 1, 2020 pertaining to U.S. Appl. No. 29/721,763, filed Jan. 23, 2020, 17 pgs.
 Notice of Allowance and Fee(s) Due dated May 18, 2020 pertaining to U.S. Appl. No. 29/721,761, filed Jan. 23, 20020, 23 pgs.
 Amazon, "Silicone Cupping Therapy Sets", Dec. 16, 2017.https://www.amazon.com/Classic-Professional-Silicone-Tutorials-Warehouse/dp/B071VZQ2LUref=cm_cr_arp_d_product_top?ie=UTF8. Shown on p. 1. (Year: 2017).

* cited by examiner

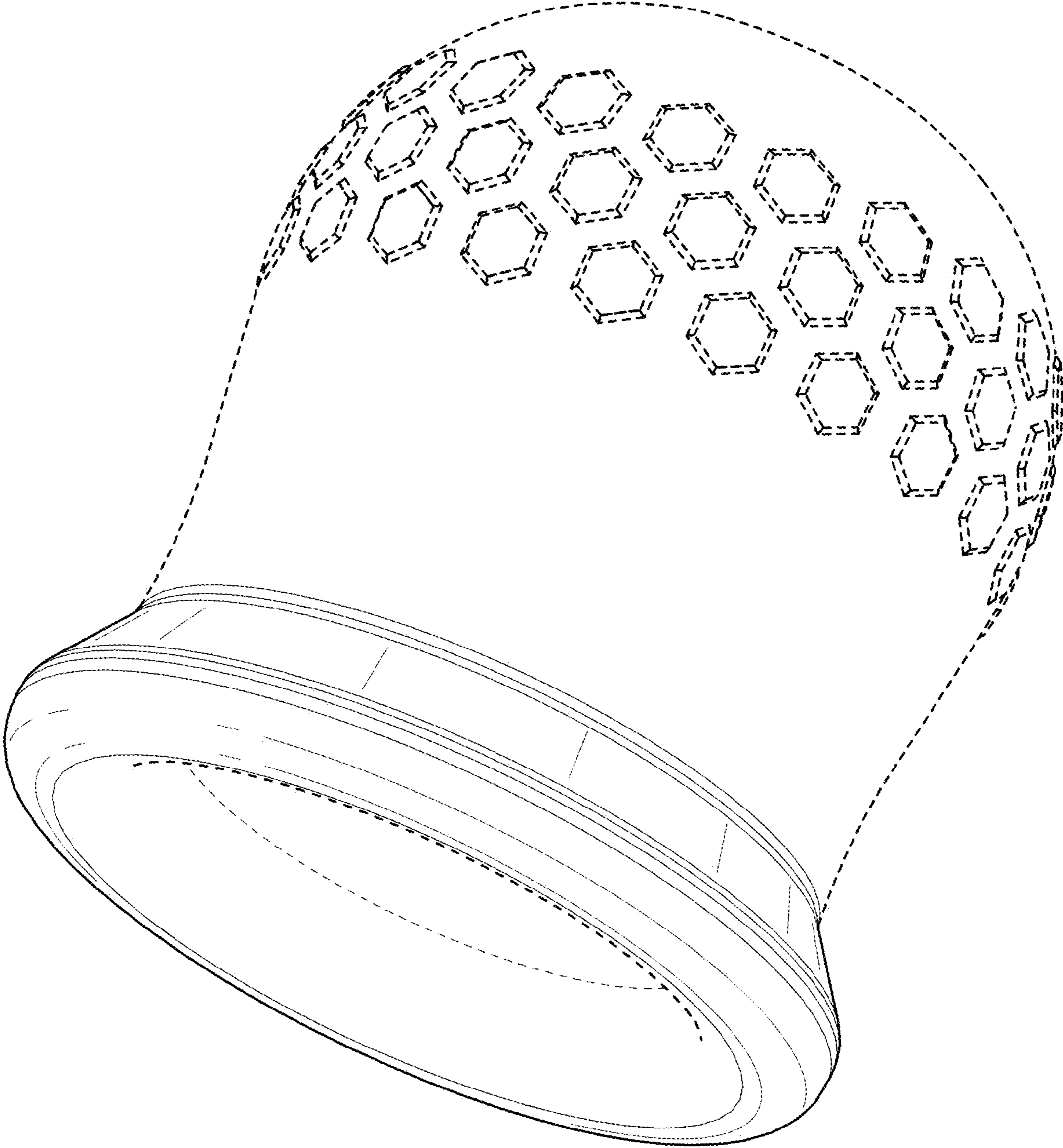


FIG. 1

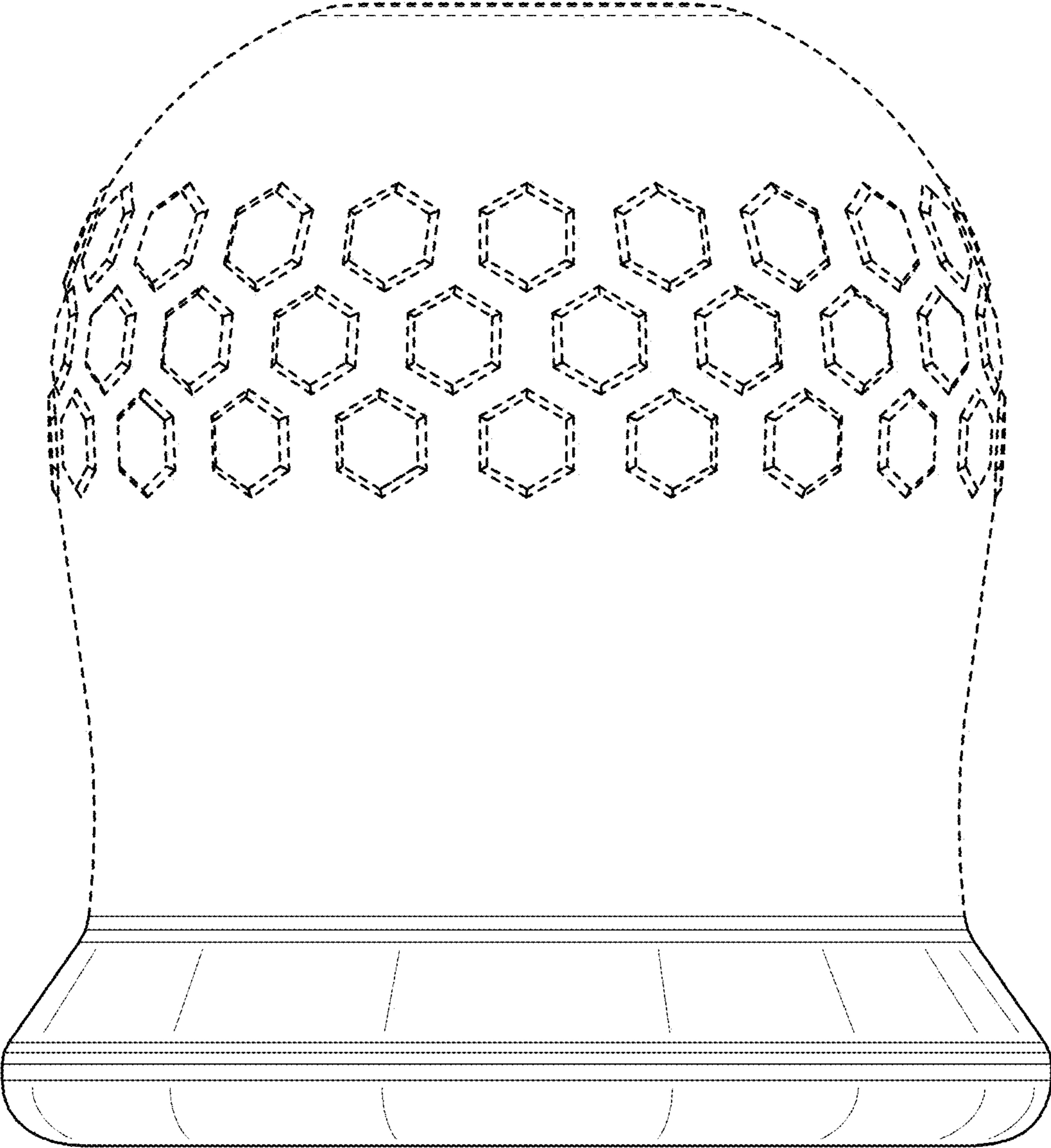


FIG. 2

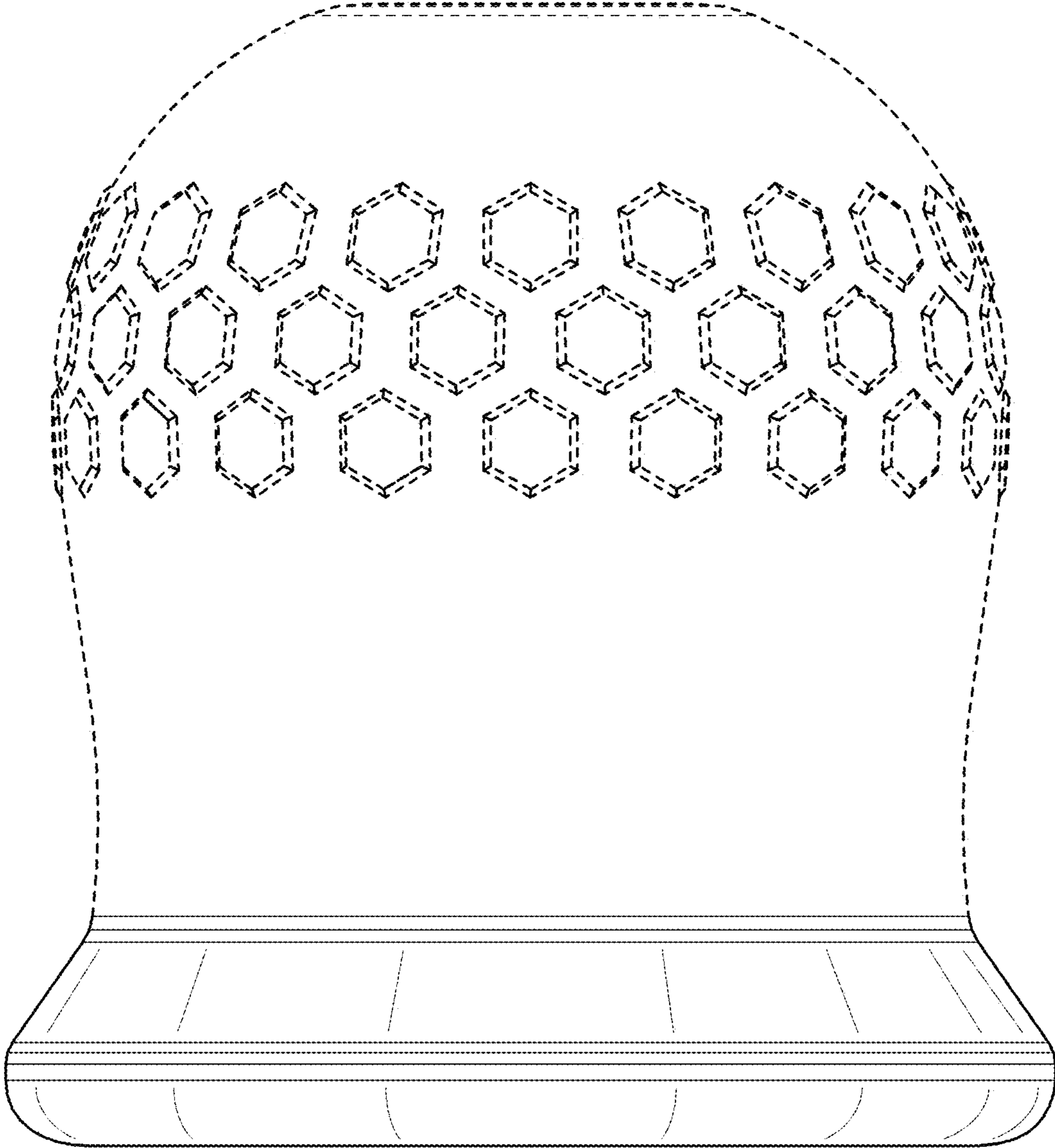


FIG. 3

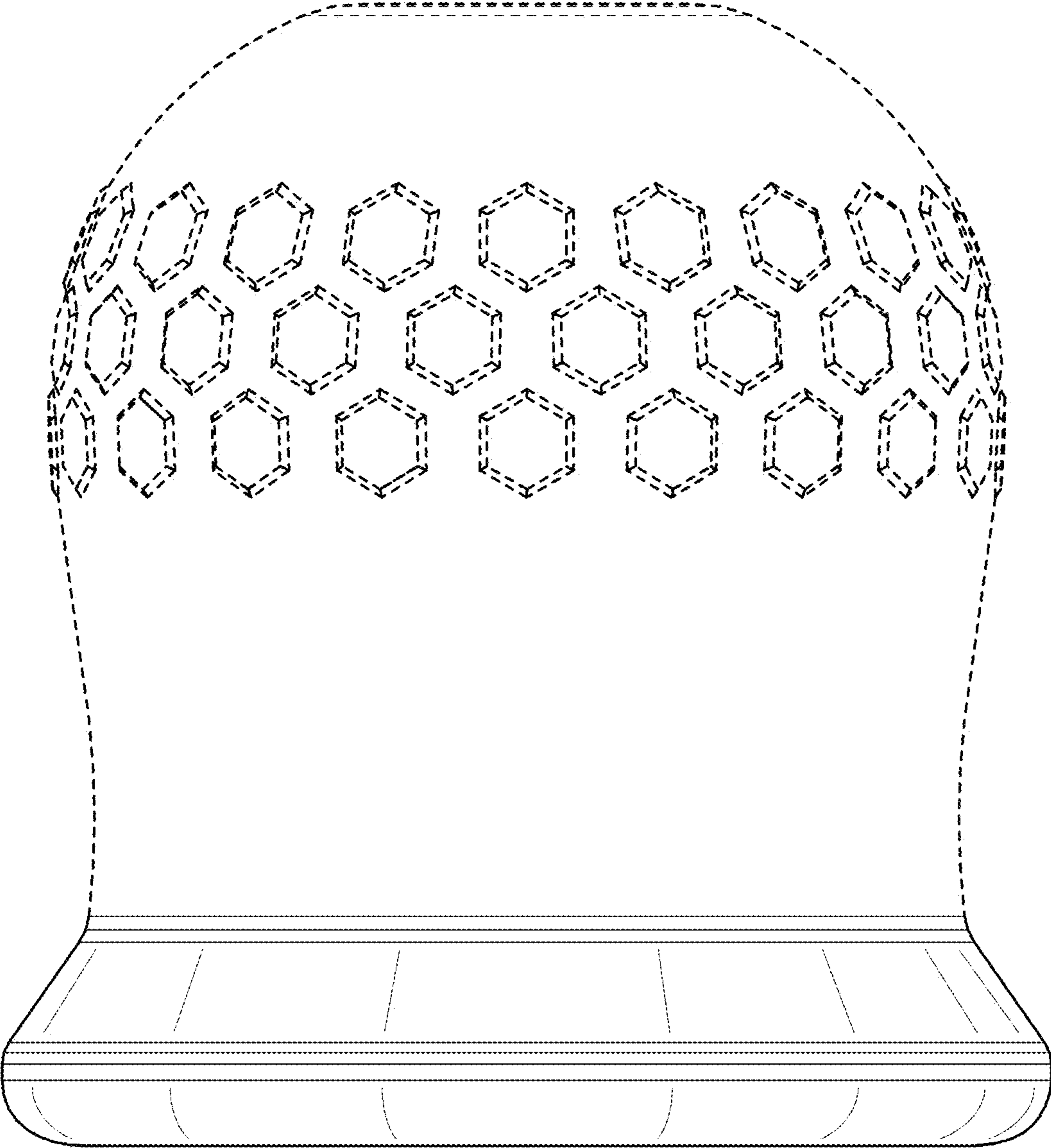


FIG. 4

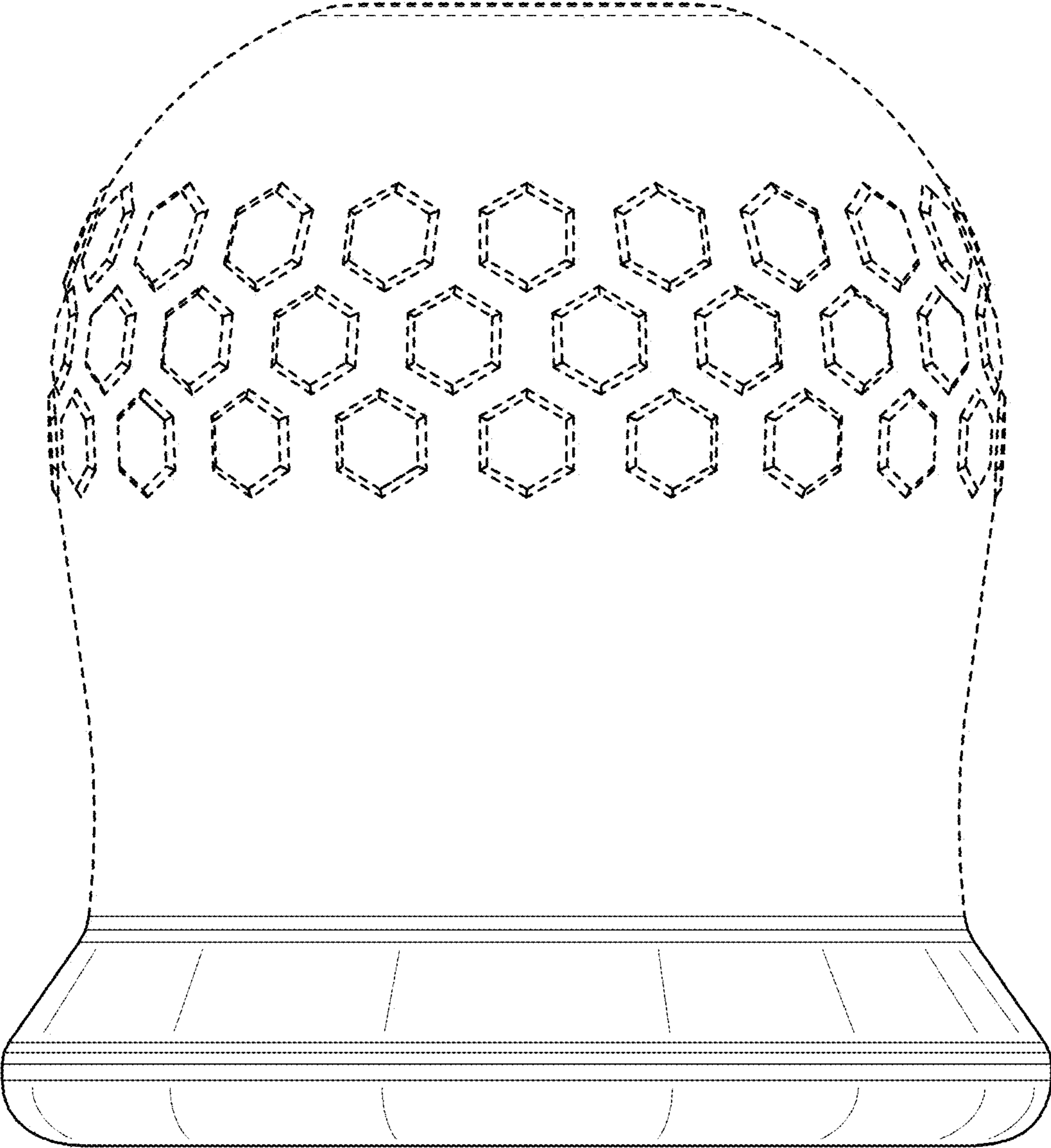


FIG. 5

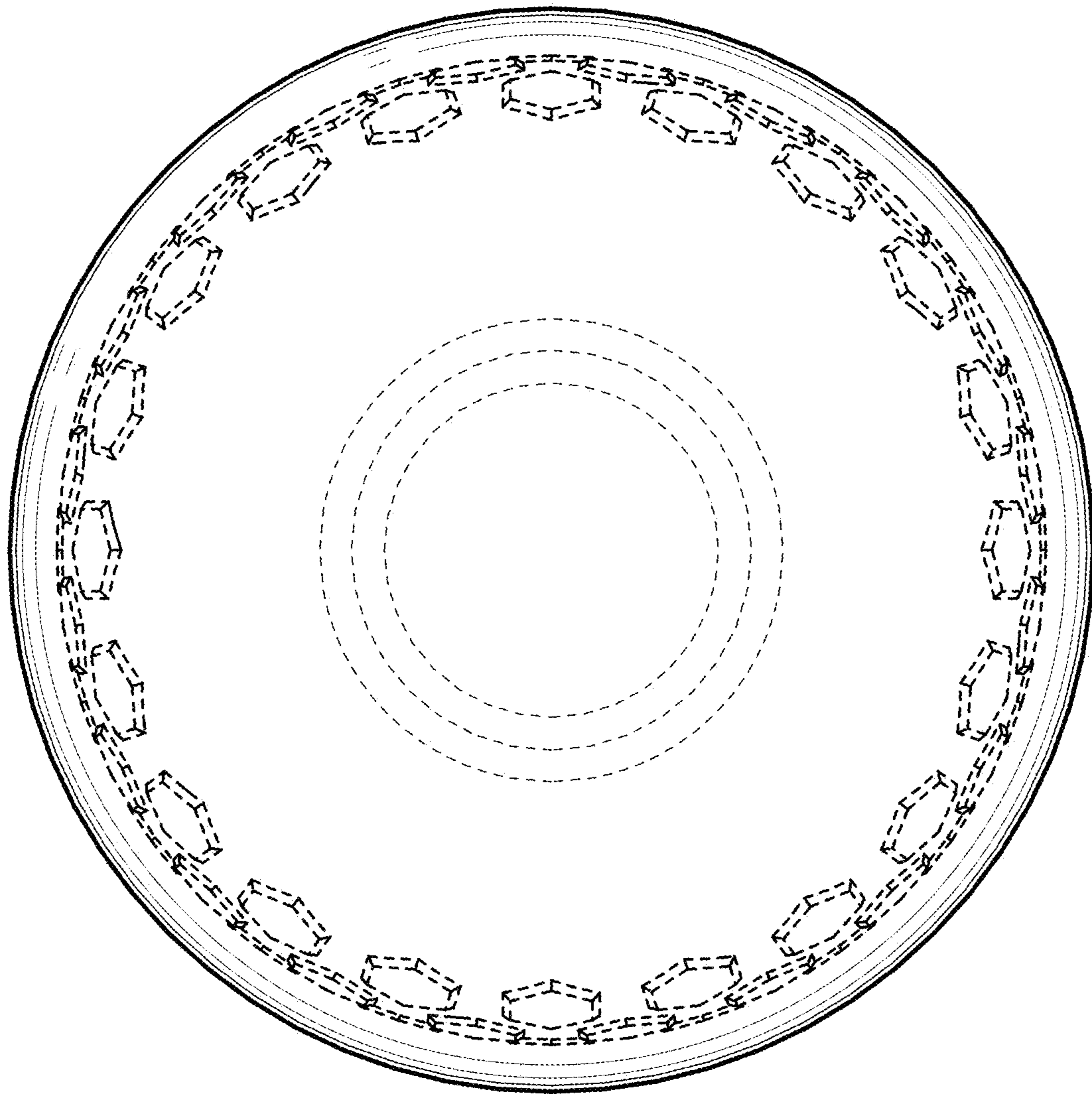


FIG. 6

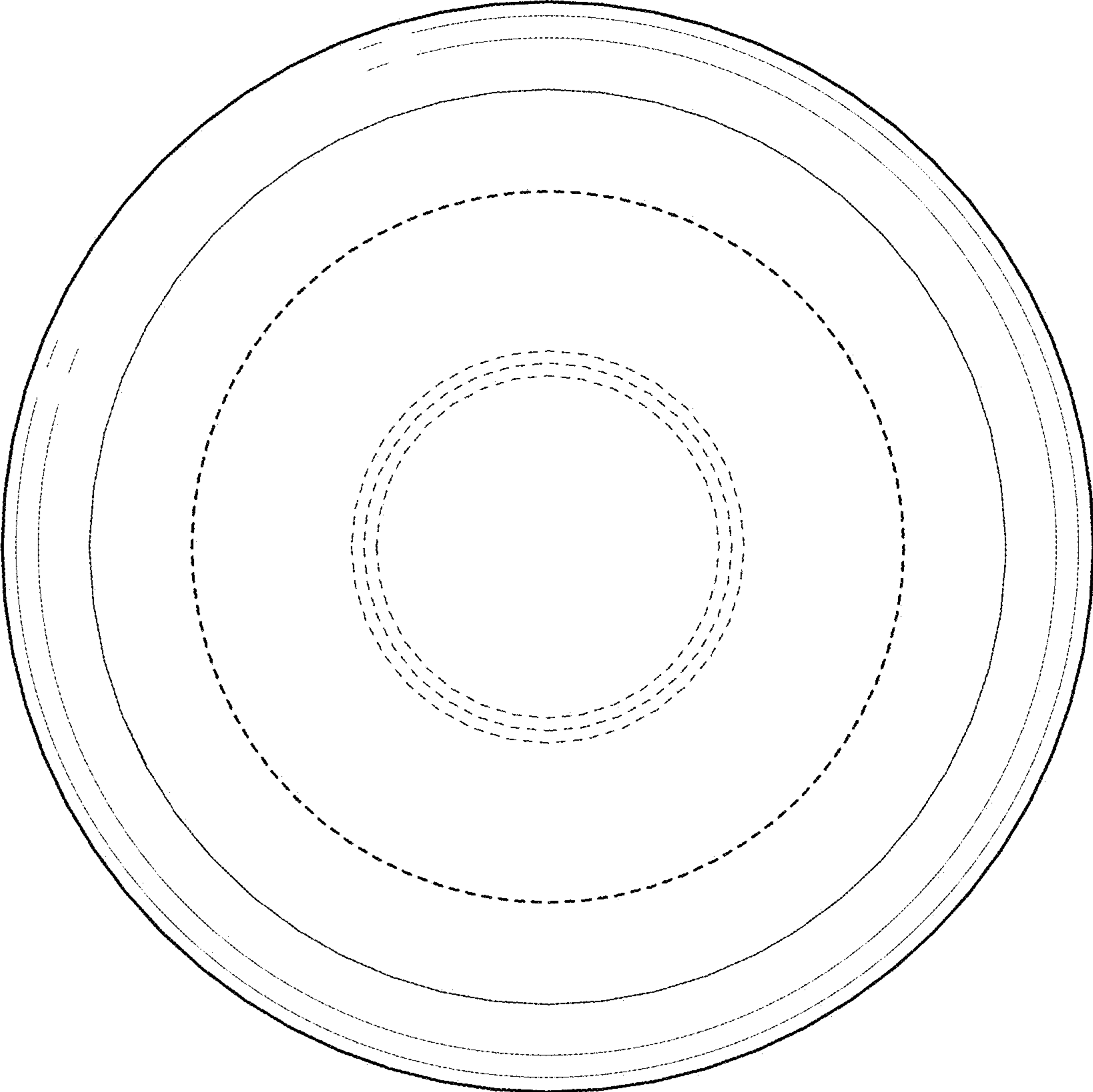


FIG. 7