



US00D907736S

(12) **United States Design Patent**
Harrison

(10) **Patent No.:** **US D907,736 S**
(45) **Date of Patent:** **** Jan. 12, 2021**

- (54) **GOLF TEE POSITIONER**
- (71) Applicant: **Kenneth Harrison**, Palm Beach Gardens, FL (US)
- (72) Inventor: **Kenneth Harrison**, Palm Beach Gardens, FL (US)
- (**) Term: **15 Years**
- (21) Appl. No.: **29/731,054**
- (22) Filed: **Apr. 10, 2020**
- (51) **LOC (13) Cl.** **21-02**
- (52) **U.S. Cl.**
USPC **D21/789**
- (58) **Field of Classification Search**
USPC D21/717, 718, 789, 796
CPC . A63B 57/00; A63B 57/0032; A63B 57/0037;
A63B 57/10; A63B 57/12; A63B 57/13;
A63B 57/16; A63B 57/18; A63B 57/19;
A63B 57/203

See application file for complete search history.

| | | | | |
|----------------|---------|-------------|-------|-------------------------|
| D468,385 S * | 1/2003 | Fleischmann | | D21/793 |
| D473,279 S * | 4/2003 | Fleischmann | | D21/789 |
| 7,086,971 B2 * | 8/2006 | Zmetra | | A63B 47/02 294/19.2 |
| 7,223,184 B2 * | 5/2007 | Suwito | | A63B 57/0037 473/386 |
| 7,841,096 B1 * | 11/2010 | Jenkins | | A63B 57/0037 33/485 |
| 7,850,550 B2 * | 12/2010 | Nania | | A63B 57/0037 473/408 |
| D676,918 S * | 2/2013 | Jenkins | | D21/789 |
| 8,795,104 B1 * | 8/2014 | Hice | | A63B 57/0037 473/386 |
| D762,798 S * | 8/2016 | Roelandt | | D21/793 |
| D829,290 S * | 9/2018 | Rydgren | | D21/793 |

* cited by examiner

Primary Examiner — Mitchell I. Siegel
(74) *Attorney, Agent, or Firm* — McHale & Slavin, P.A.

(57) **CLAIM**

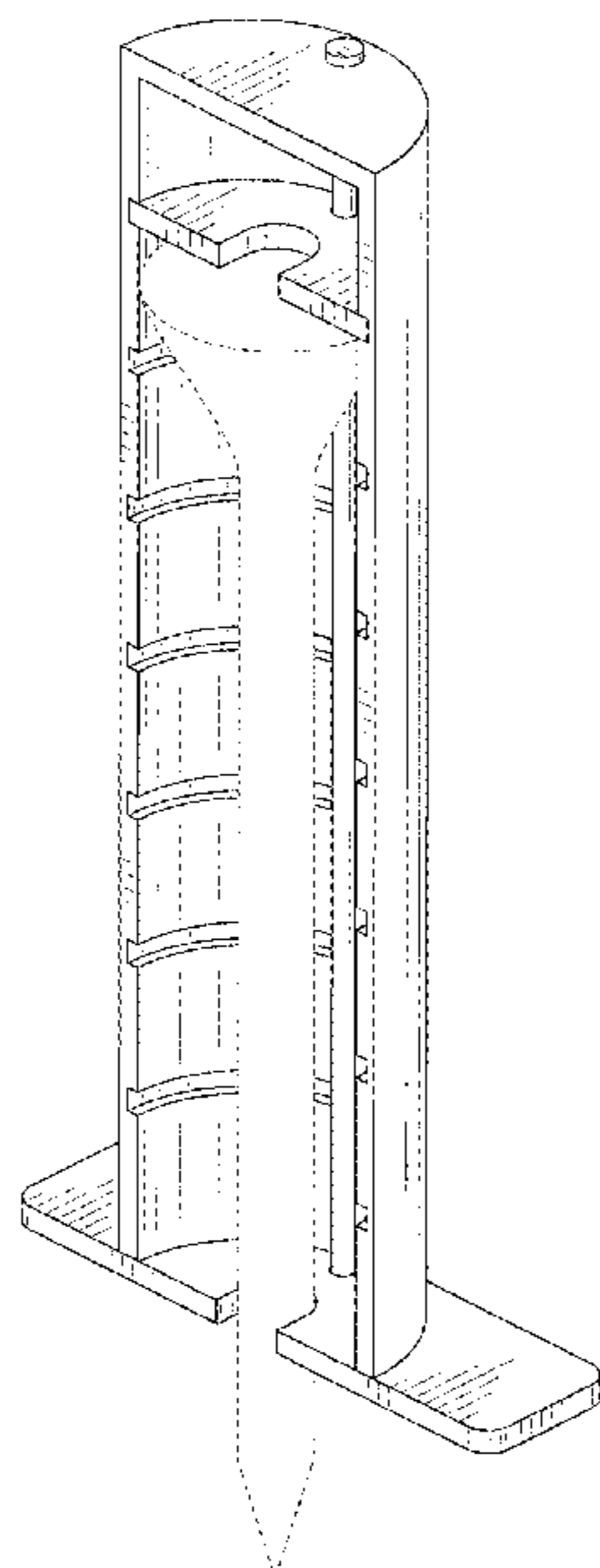
The ornamental design for a golf tee positioner, as shown and described.

DESCRIPTION

FIG. 1 is an exploded front perspective view of the golf tee positioner of the instant invention;
 FIG. 2 is an assembled front perspective view thereof;
 FIG. 3 is a front side plane view thereof;
 FIG. 4 is a rear side plane view thereof;
 FIG. 5 is a right side plane view thereof, not shown is the left side view which forms a mirror image of the right side;
 FIG. 6 is a top plane view thereof;
 FIG. 7 is a bottom plane view thereof; and,
 FIG. 8 is a top plane view of the position disk shown for clarify of illustration.
 The broken line showing of a golf tee is included for the purpose of illustrating environment and forms no part of the claimed design.

1 Claim, 5 Drawing Sheets

- (56) **References Cited**
U.S. PATENT DOCUMENTS
- 3,671,037 A * 6/1972 Murdock, Jr. A63B 57/0037
473/386
- 4,896,883 A * 1/1990 Wagenknecht A63B 57/0037
473/386
- 4,982,510 A * 1/1991 Musillo A63B 57/203
33/833
- D344,779 S * 3/1994 Axne D21/793
- 5,634,862 A * 6/1997 Gamache A63B 57/10
473/386
- 5,735,758 A * 4/1998 Miketinac A63B 57/0037
473/386
- 5,913,737 A * 6/1999 Park A63B 57/0037
473/386
- D458,332 S * 6/2002 Thomas D21/718



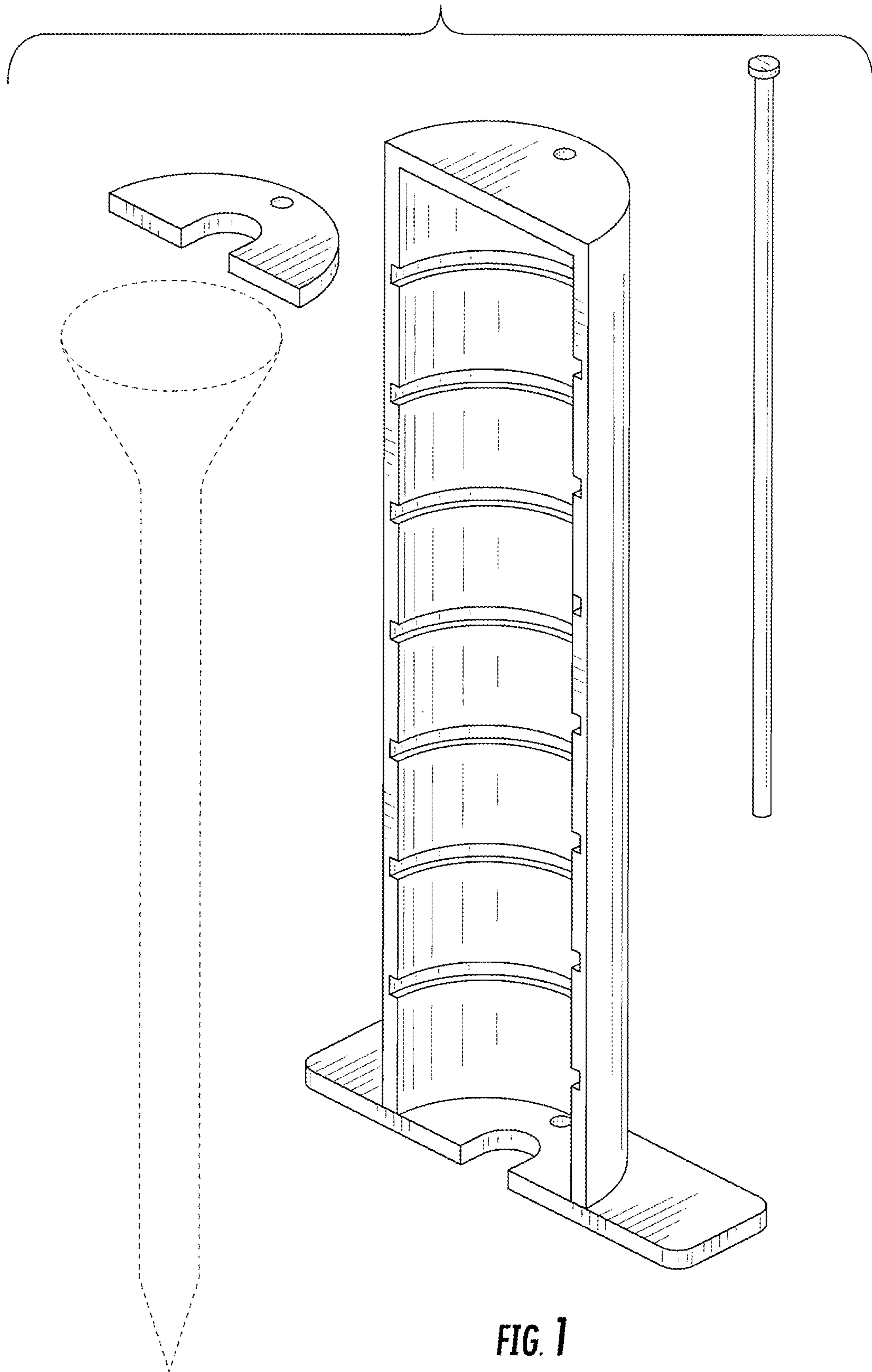


FIG. 1

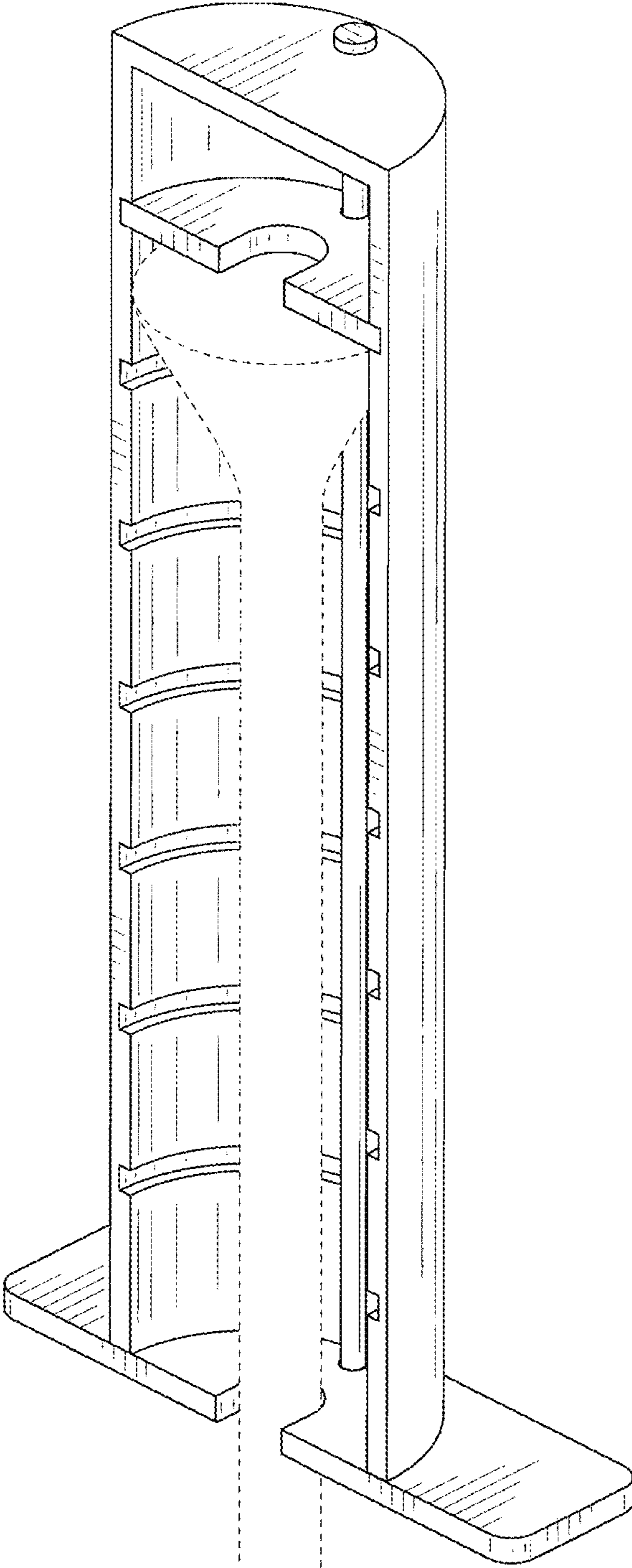


FIG. 2

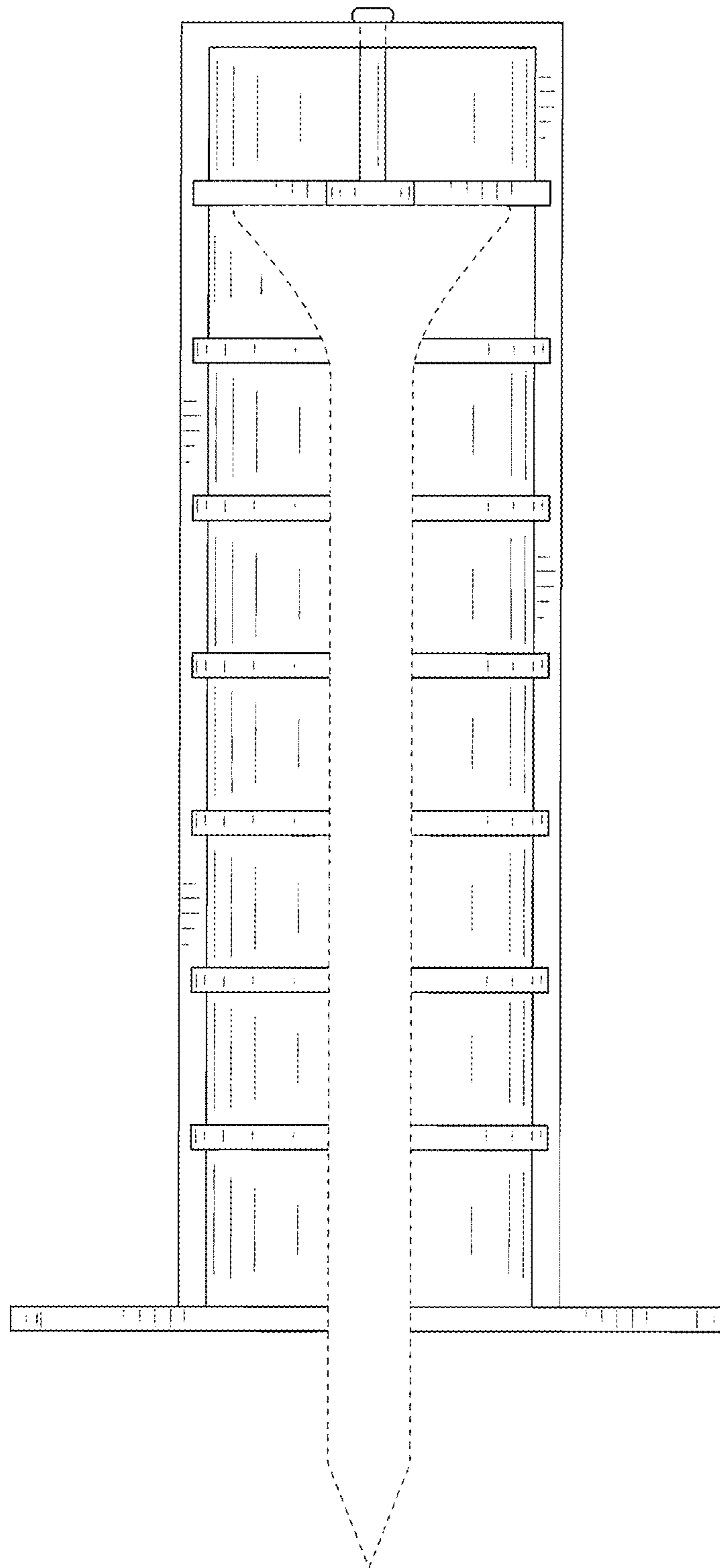


FIG. 3

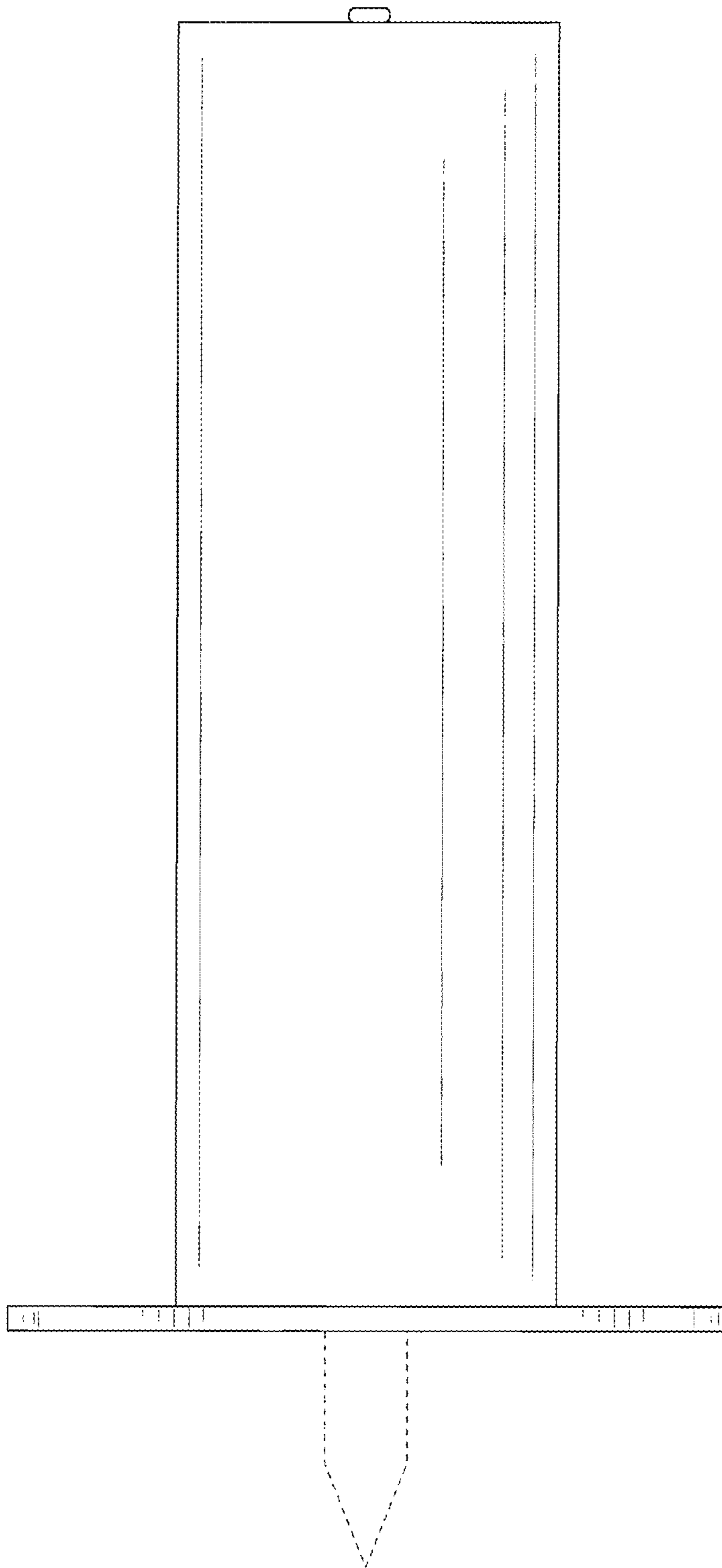


FIG. 4




FIG. 5

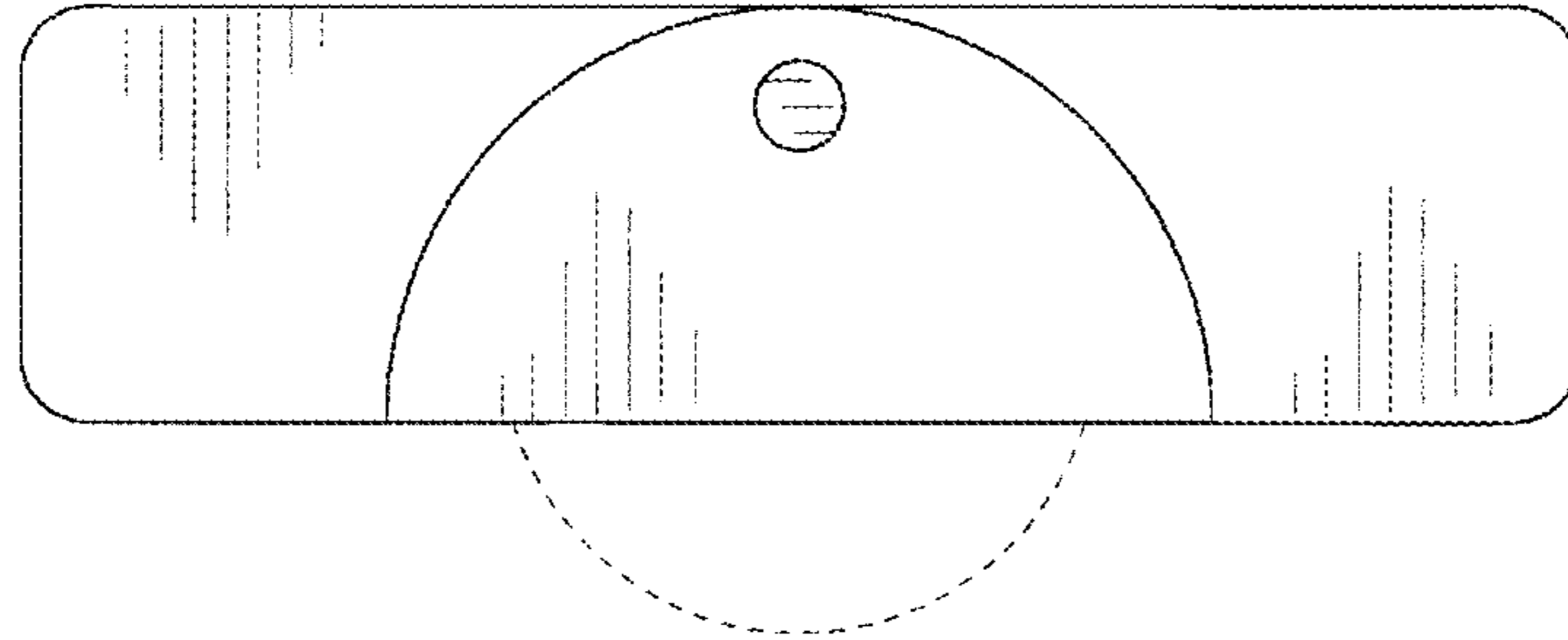


FIG. 6

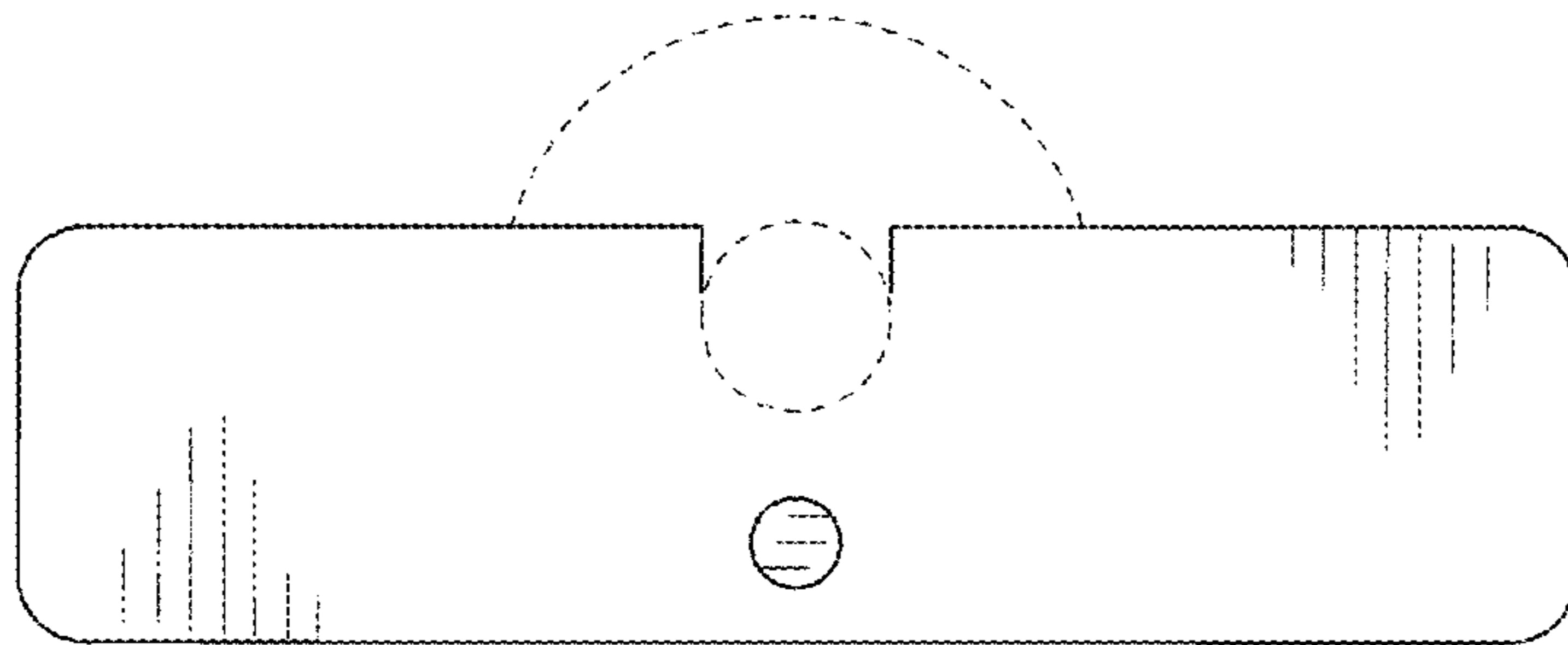


FIG. 7

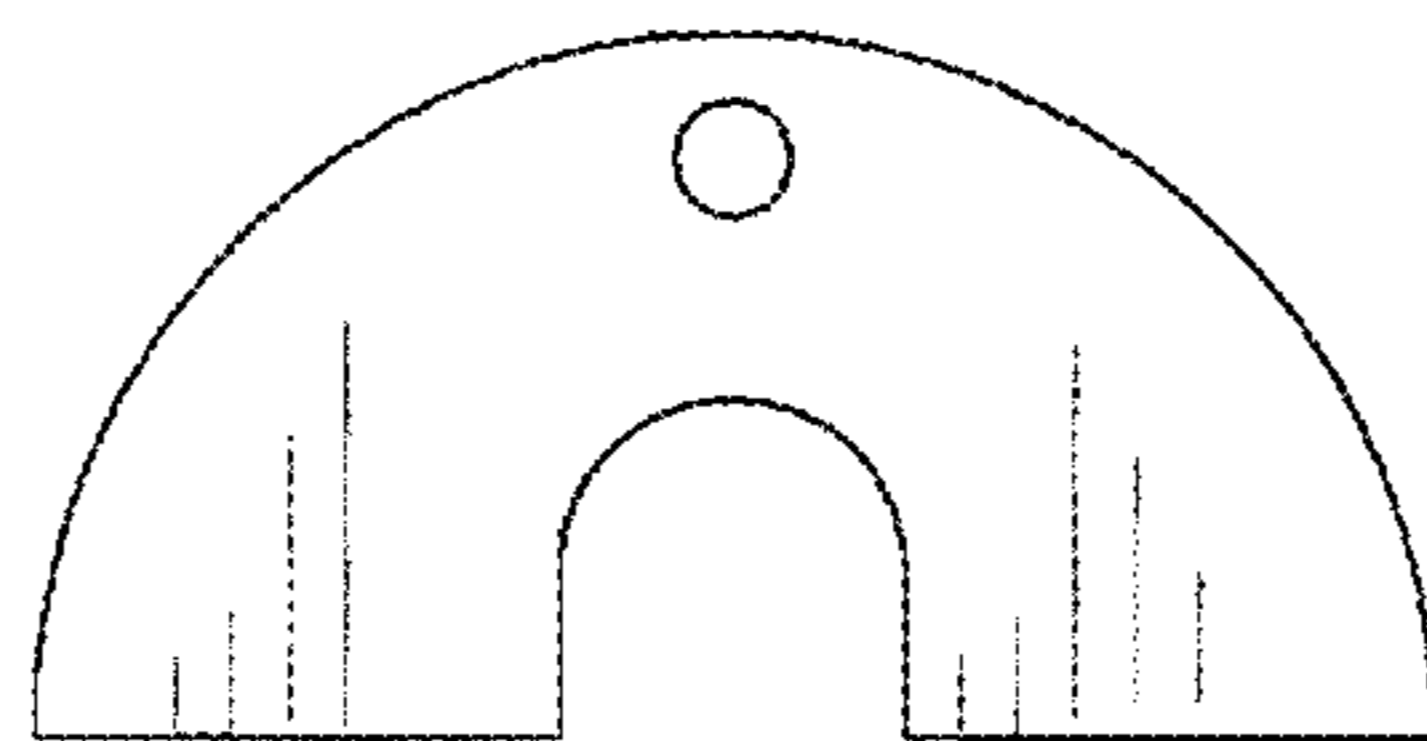


FIG. 8