



US00D907705S

(12) **United States Design Patent** (10) **Patent No.:** **US D907,705 S**
Soute et al. (45) **Date of Patent:** **** Jan. 12, 2021**

(54) **INTERACTIVE GAME APPARATUS**

(71) Applicant: **Picoo B.V.**, Eindhoven (NL)

(72) Inventors: **Iris Anna Catharina Soute**, Eindhoven (NL); **Daniel Tetteroo**, Eindhoven (NL); **Remko Marten Verhaagen**, Eindhoven (NL)

(73) Assignee: **Picoo B.V.**, Eindhoven (NL)

(**) Term: **15 Years**

(21) Appl. No.: **29/643,580**

(22) Filed: **Apr. 10, 2018**

(51) **LOC (13) Cl.** **21-01**

(52) **U.S. Cl.**
USPC **D21/333**

(58) **Field of Classification Search**
USPC D21/324, 332-337, 566, 572-574, 328;
D14/217, 218, 356, 387, 388, 389, 400,
D14/401, 415, 418, 426-431, 443, 447,
D14/449, 450, 454, 455, 471, 474, 483,
D14/496, 511; D7/679; 273/148 B, 449,
273/441, 442; 463/1, 29-39, 46, 47
CPC A63F 13/00; A63F 13/10; A63F 13/02;
A63F 13/04; A63F 13/06; A63F 13/98;
A63F 13/24; G07F 17/32
See application file for complete search history.

(56) **References Cited**

U.S. PATENT DOCUMENTS

D455,324 S * 4/2002 Wright D7/679
D484,371 S * 12/2003 Tang D7/679
D616,262 S * 5/2010 Lundstrom D7/679

D646,920 S * 10/2011 Sheppard D7/316
D746,691 S * 1/2016 Uchida D9/504
D754,834 S * 4/2016 Mosell D23/366
D805,636 S * 12/2017 Pike D24/130
D807,595 S * 1/2018 Valle D30/199
D823,636 S * 7/2018 Bloomfield D7/377
D831,184 S * 10/2018 Liang D23/366
D847,588 S * 5/2019 Kim D7/679
D853,803 S * 7/2019 Zhang D7/679
D860,855 S * 9/2019 Roselius D11/152
D863,446 S * 10/2019 Bristol D21/333
2008/0093489 A1* 4/2008 Hadj-Chikh A47J 42/04
241/169.1
2015/0257598 A1* 9/2015 Krus A47J 42/04
241/30

* cited by examiner

Primary Examiner — Sandra Snapp

Assistant Examiner — Mehri Bajoul

(74) *Attorney, Agent, or Firm* — Troutman Pepper
Hamilton Sanders LLP; Ryan A. Schneider


(57) **CLAIM**

The ornamental design for the interactive game apparatus, as shown and described.

DESCRIPTION

FIG. 1 is a perspective view of an interactive game apparatus showing our new design;
FIG. 2 is a front elevation view of FIG. 1;
FIG. 3 is a bottom plan view of FIG. 1.
FIG. 4 is a side elevation view of FIG. 1; and,
FIG. 5 is a back elevation view of FIG. 1.
The broken lines shown in the drawings depict portions of the interactive game apparatus that form no part of the claimed design.

1 Claim, 5 Drawing Sheets






FIG. 1




FIG. 2




FIG. 3




FIG. 4




FIG. 5