

US00D907697S

(12) **United States Design Patent**
Tashima

(10) **Patent No.:** **US D907,697 S**

(45) **Date of Patent:** **** Jan. 12, 2021**

- (54) **LABEL PRINTER**
- (71) Applicant: **BROTHER INDUSTRIES, LTD.**,
Nagoya (JP)
- (72) Inventor: **Kazuhisa Tashima**, Nagoya (JP)
- (73) Assignee: **BROTHER INDUSTRIES, LTD.**,
Nagoya (JP)

- 7,600,684 B2 * 10/2009 Tobin B41J 2/32
235/432
- 8,882,374 B2 * 11/2014 Colonel B41J 3/4075
400/613
- D771,182 S * 11/2016 Takahashi D18/50
- D775,275 S * 12/2016 Takahashi D18/50
- 9,676,216 B2 * 6/2017 Colonel B41J 29/38
- D822,758 S * 7/2018 Maeda D18/19
- D857,092 S * 8/2019 Michie D18/19
- D876,533 S * 2/2020 Nanno D18/19

(**) Term: **15 Years**

(21) Appl. No.: **29/713,231**

(22) Filed: **Nov. 14, 2019**

(30) **Foreign Application Priority Data**

Jun. 21, 2019 (JP) 2019-013741

(51) **LOC (13) Cl.** **18-99**

(52) **U.S. Cl.**
USPC **D18/19**

(58) **Field of Classification Search**
USPC D18/14, 15, 16, 17, 18, 19, 36, 37, 38,
D18/39, 40, 41, 45, 50, 53, 54, 55, 56;
D19/65, 66, 67, 68, 69, 70, 71; D14/301,
D14/307, 121
CPC H04N 1/00204; H04N 1/00249; H04N
1/00278; G06K 15/12; G06K 15/14; B41J
3/00; B41J 3/28; B41J 3/445; B41J 3/46;
B41J 11/0045; B41J 2/3358; B41J 3/36;
B41J 3/382

See application file for complete search history.

(56) **References Cited**

U.S. PATENT DOCUMENTS

- D200,939 S * 4/1965 Kress D18/15
- 6,234,696 B1 * 5/2001 Whittaker B41J 15/042
400/613
- D478,116 S * 8/2003 Nakaeda D18/19
- D525,283 S * 7/2006 Nakaeda D18/19
- 7,131,778 B2 * 11/2006 Tobin B41J 2/32
400/120.17

FOREIGN PATENT DOCUMENTS

EP 1160722 A1 * 12/2001 G06F 3/03543

OTHER PUBLICATIONS

Uline. Link: <https://www.uline.com/Product/Detail/H-2526/Zebra-Desktop-Barcode-Printers/Zebra-GK420T-Desktop-Dual-Barcode-Printer>. Visited Jul. 16, 2020. Zebra GK420T Desktop Dual Barcode Printer. (Year: 2020).*

* cited by examiner

Primary Examiner — Lauren D McVey

(74) *Attorney, Agent, or Firm* — Oliff PLC

(57) **CLAIM**

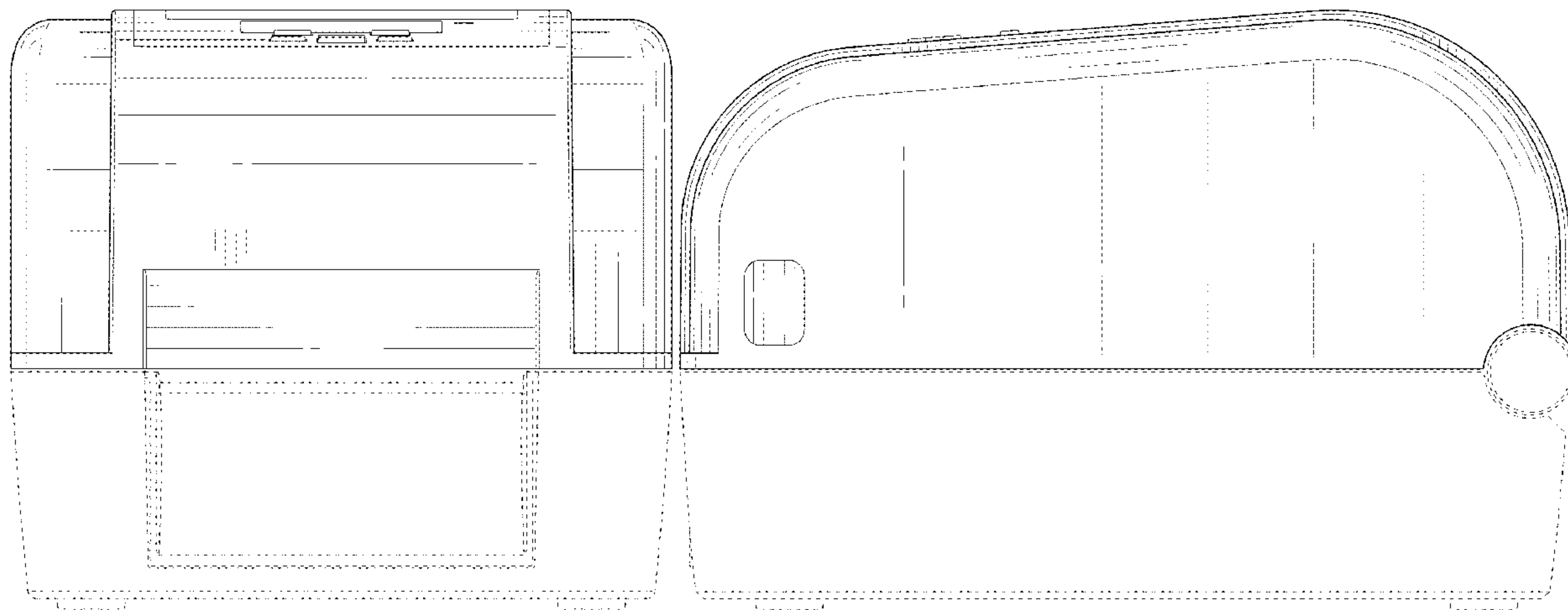
The ornamental design for a label printer, as shown and described.

DESCRIPTION

FIG. 1 is a perspective view of a label printer;
FIG. 2 is a front elevational view thereof;
FIG. 3 is a top plan view thereof;
FIG. 4 is a right-side elevational view thereof;
FIG. 5 is a left-side elevational view thereof;
FIG. 6 is a rear elevational view thereof; and,
FIG. 7 is a bottom plan view thereof.

The evenly spaced broken lines depict portions of the label printer that form no part of the claimed design.

1 Claim, 7 Drawing Sheets



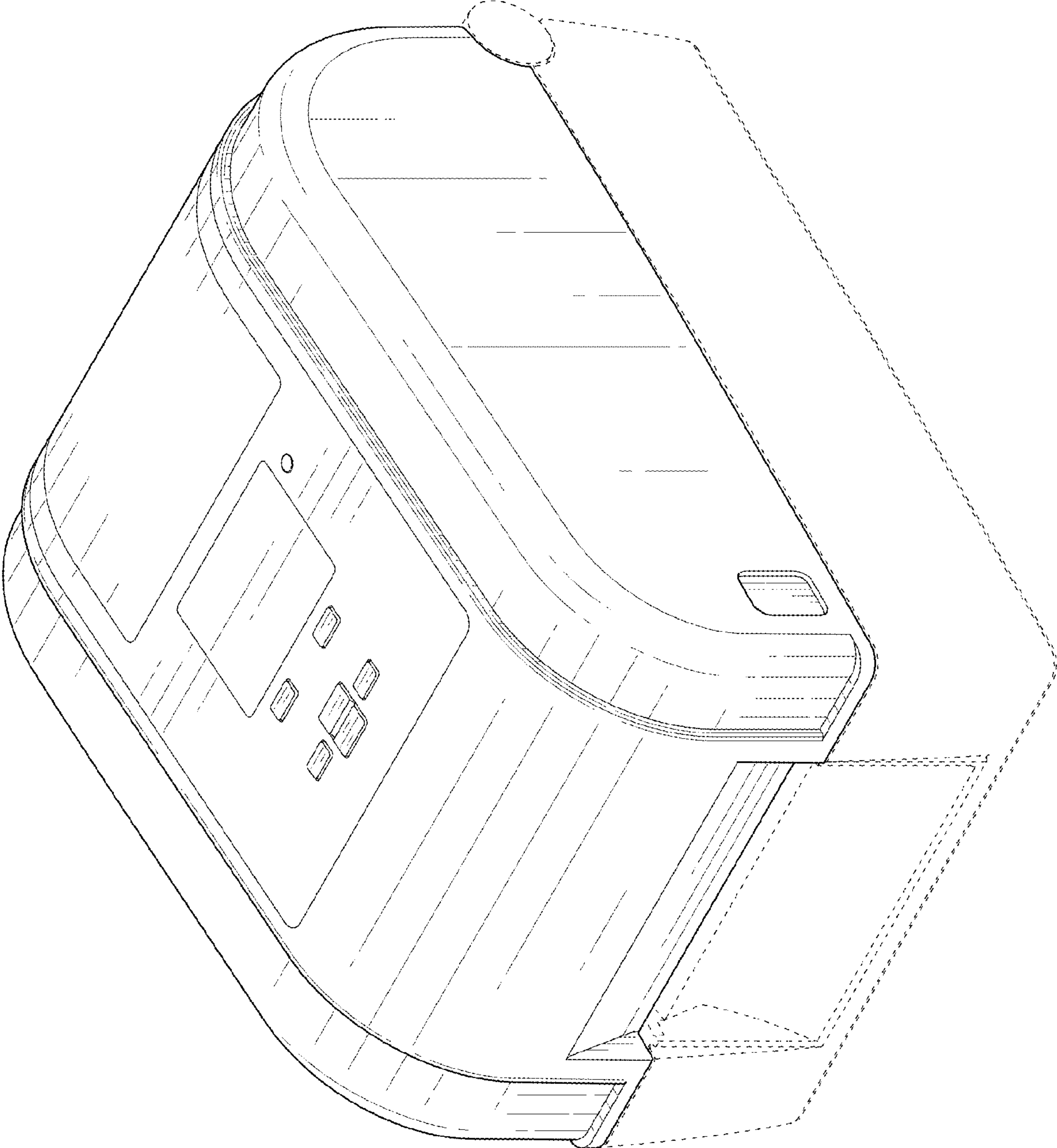


FIG. 1




FIG. 2

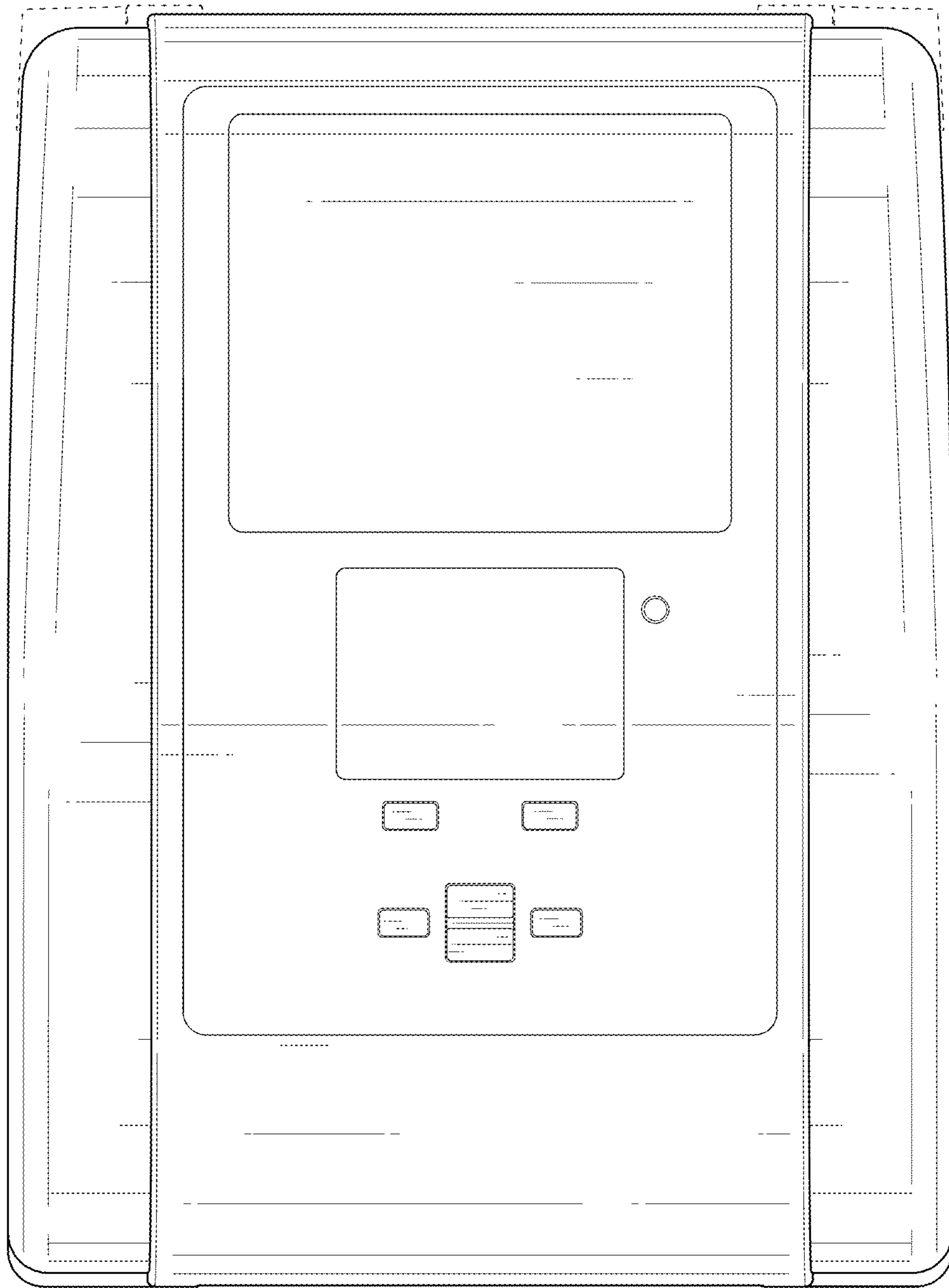


FIG. 3

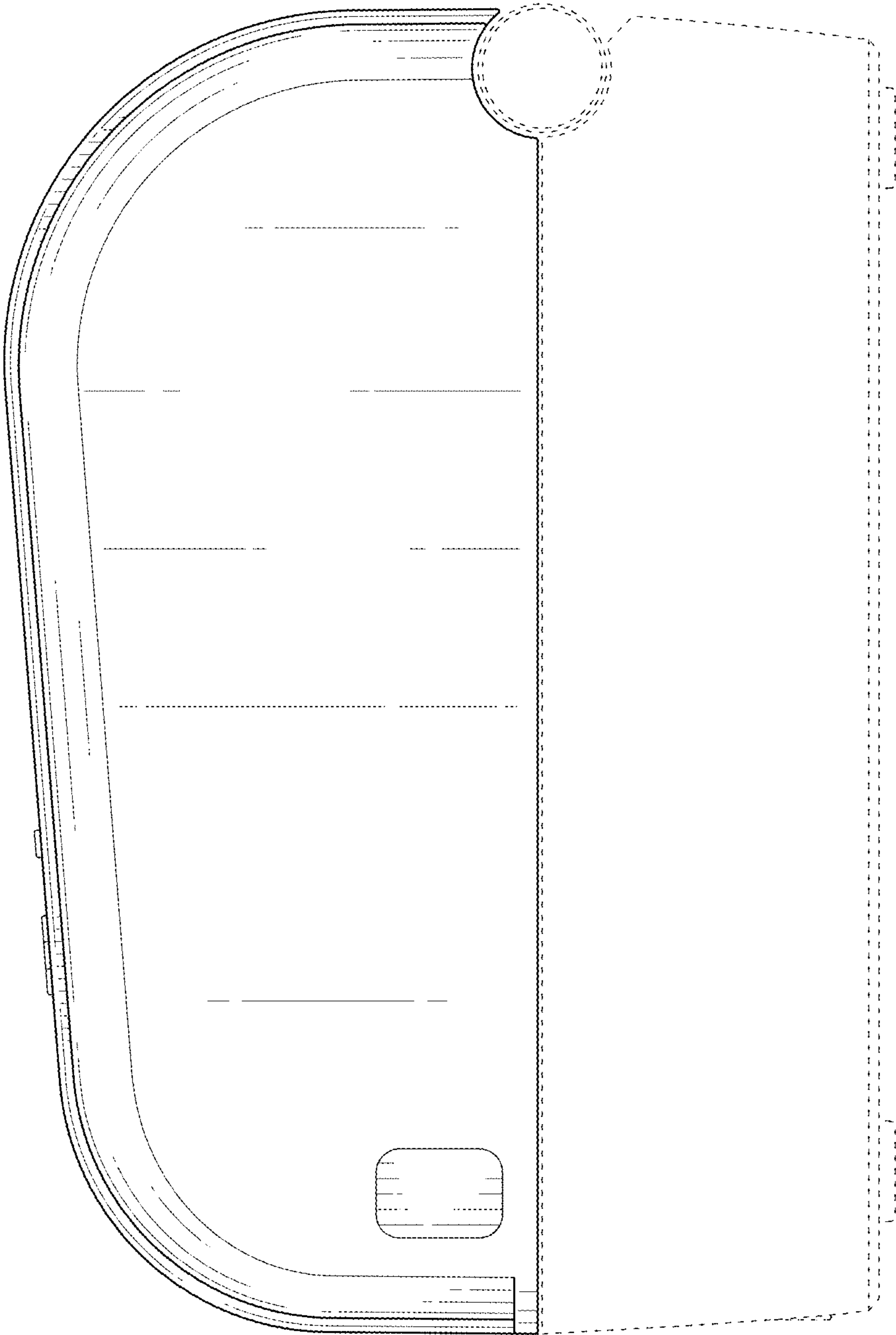


FIG. 4

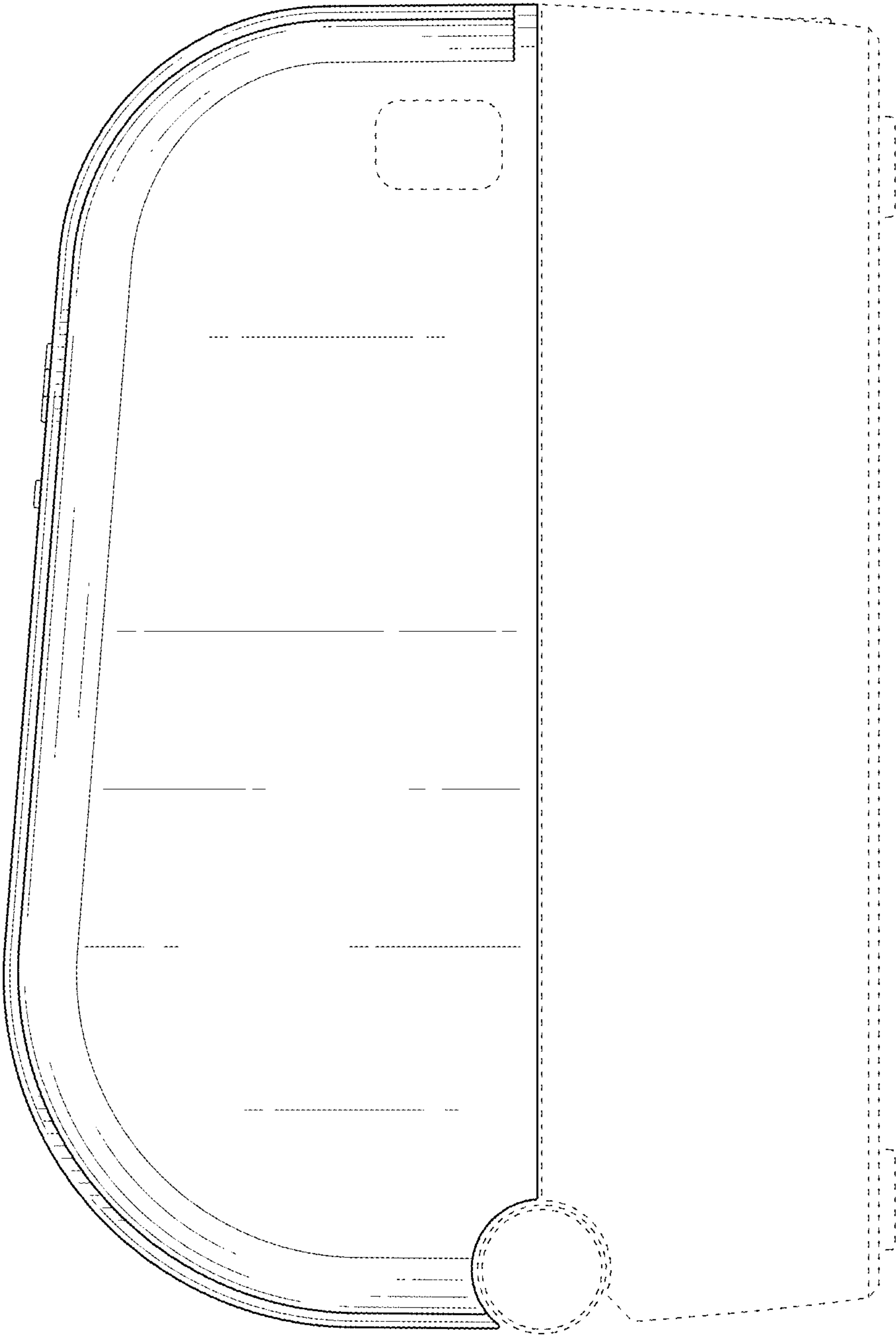


FIG. 5

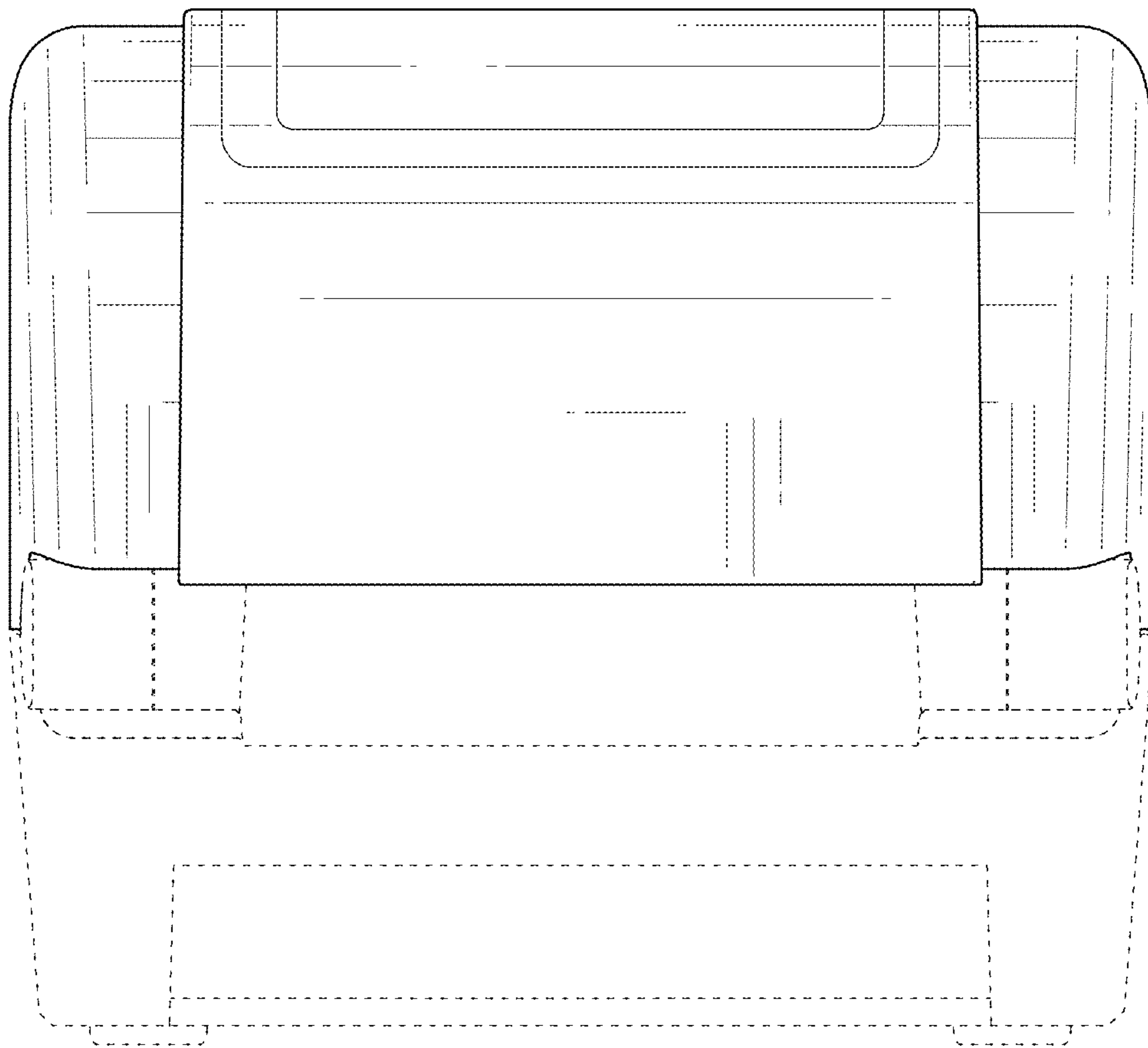


FIG. 6




FIG. 7