



US00D907691S

(12) **United States Design Patent**
Cummings

(10) **Patent No.:** **US D907,691 S**

(45) **Date of Patent:** **** Jan. 12, 2021**

(54) **TEMPLE ATTACHMENT FOR EYEWEAR**

(71) Applicant: **MaryBelle Cummings**, Zanesville, OH (US)

(72) Inventor: **MaryBelle Cummings**, Zanesville, OH (US)

(**) Term: **15 Years**

(21) Appl. No.: **29/673,847**

(22) Filed: **Dec. 18, 2018**

(51) **LOC (13) Cl.** **16-06**

(52) **U.S. Cl.**
USPC **D16/335**

(58) **Field of Classification Search**

USPC D16/101, 300–342, 900; D29/109–110; D21/483, 659–661; D14/372; 351/41, 351/44, 45–48, 51–52, 62, 158, 92, 351/103–123, 140–153, 63, 59; 2/13, 15, 2/426–432, 447–449, 441, 434–437
CPC G02C 2200/08; G02C 1/06; G02C 5/14; G02C 11/02; G02C 11/04; G02C 5/16; G02C 2200/22; G02C 5/146; G02C 5/2254; G02C 5/008; G01C 5/16; A63B 33/002; A61M 2021/0044
See application file for complete search history.

(56) **References Cited**

U.S. PATENT DOCUMENTS

5,712,697 A * 1/1998 Walton G02C 7/16 351/158
D427,622 S * 7/2000 Conway D16/326
D637,644 S * 5/2011 Gonzalez D16/321
D710,928 S * 8/2014 Heinrich 16/235
D719,569 S * 12/2014 Heinrich D14/372
D753,213 S * 4/2016 Spampinato D16/330

D776,751 S * 1/2017 Cazalet D16/300
D780,828 S * 3/2017 Bonaventura D16/326
D780,829 S * 3/2017 Bonaventura D16/326
D780,830 S * 3/2017 Bonaventura D16/326
D782,563 S * 3/2017 Bonaventura D16/315
D791,218 S * 7/2017 Dal Pont D16/326
D795,948 S * 8/2017 Rhea D16/300
D816,761 S * 5/2018 Lalush D16/326
D849,822 S * 5/2019 Marron D16/309
D856,402 S * 8/2019 Miera D16/300
D865,040 S * 10/2019 Schaal D16/309
D865,043 S * 10/2019 Lebel D16/335
D870,190 S * 12/2019 Lebel D16/300
D875,817 S * 2/2020 Schaal D16/309
D877,237 S * 3/2020 Bhatia D16/335
2020/0026100 A1 * 1/2020 Penberthy, Jr. G02C 11/00
2020/0166782 A1 * 5/2020 Liao G03B 15/02
2020/0183184 A1 * 6/2020 Cummings G02C 5/146

* cited by examiner

Primary Examiner — Sanjeev Paul

(74) *Attorney, Agent, or Firm* — The Iwashko Law Firm, PLLC; Lev Ivan Gabriel Iwashko

(57) **CLAIM**

The ornamental design for a temple attachment for eyewear.

DESCRIPTION

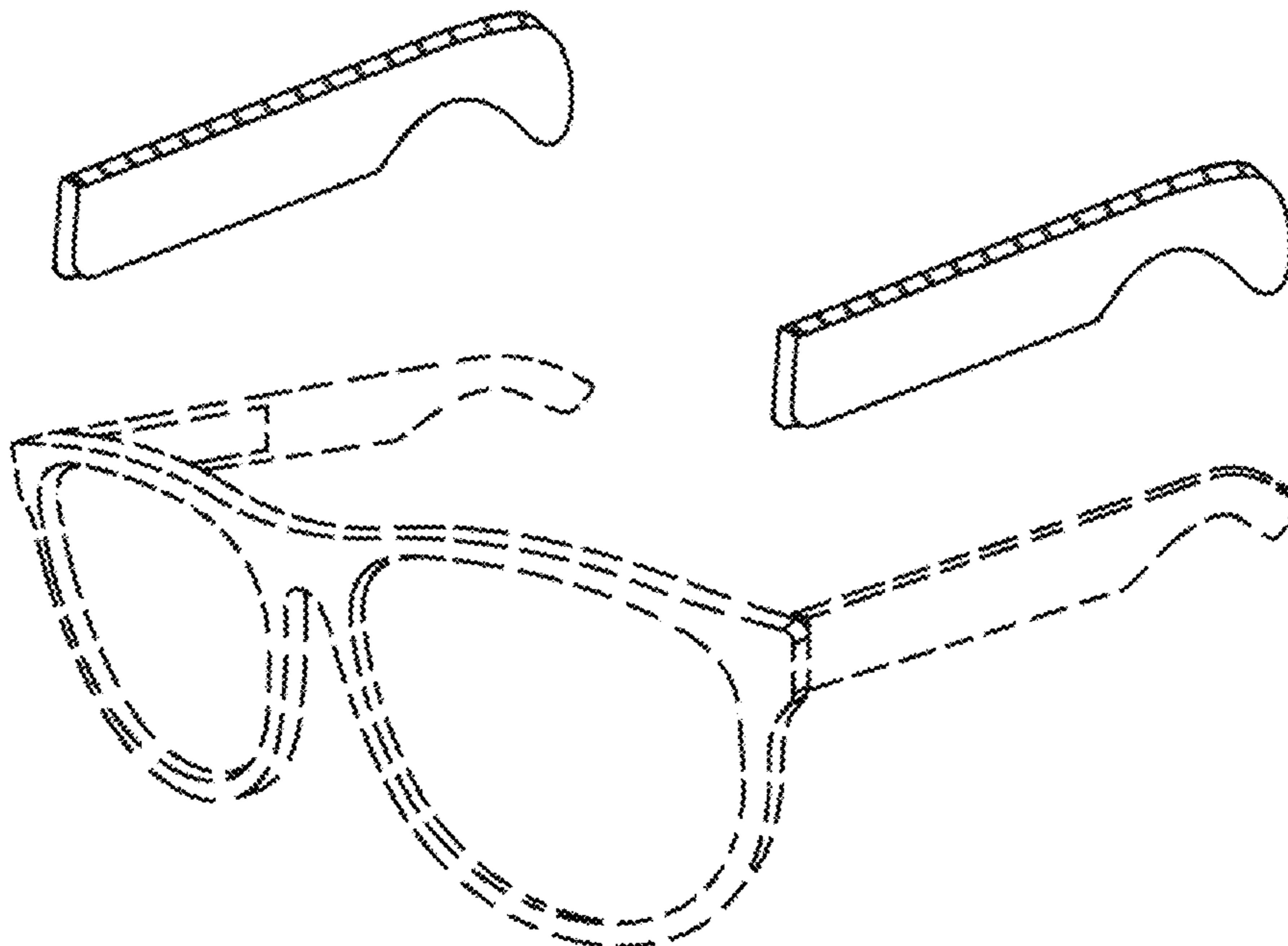
FIG. 1 illustrates a front view of a temple attachment for eyewear;

FIG. 2 illustrates a rear view of the temple attachment for eyewear; and,

FIG. 3 illustrates a front view of a temple attachment for eyewear.

The broken lines showing of the eyewear in FIGS. 1-3 are for the purpose of depicting the temple attachment to be attached on the eyewear and forms no part of the claimed design.

1 Claim, 3 Drawing Sheets



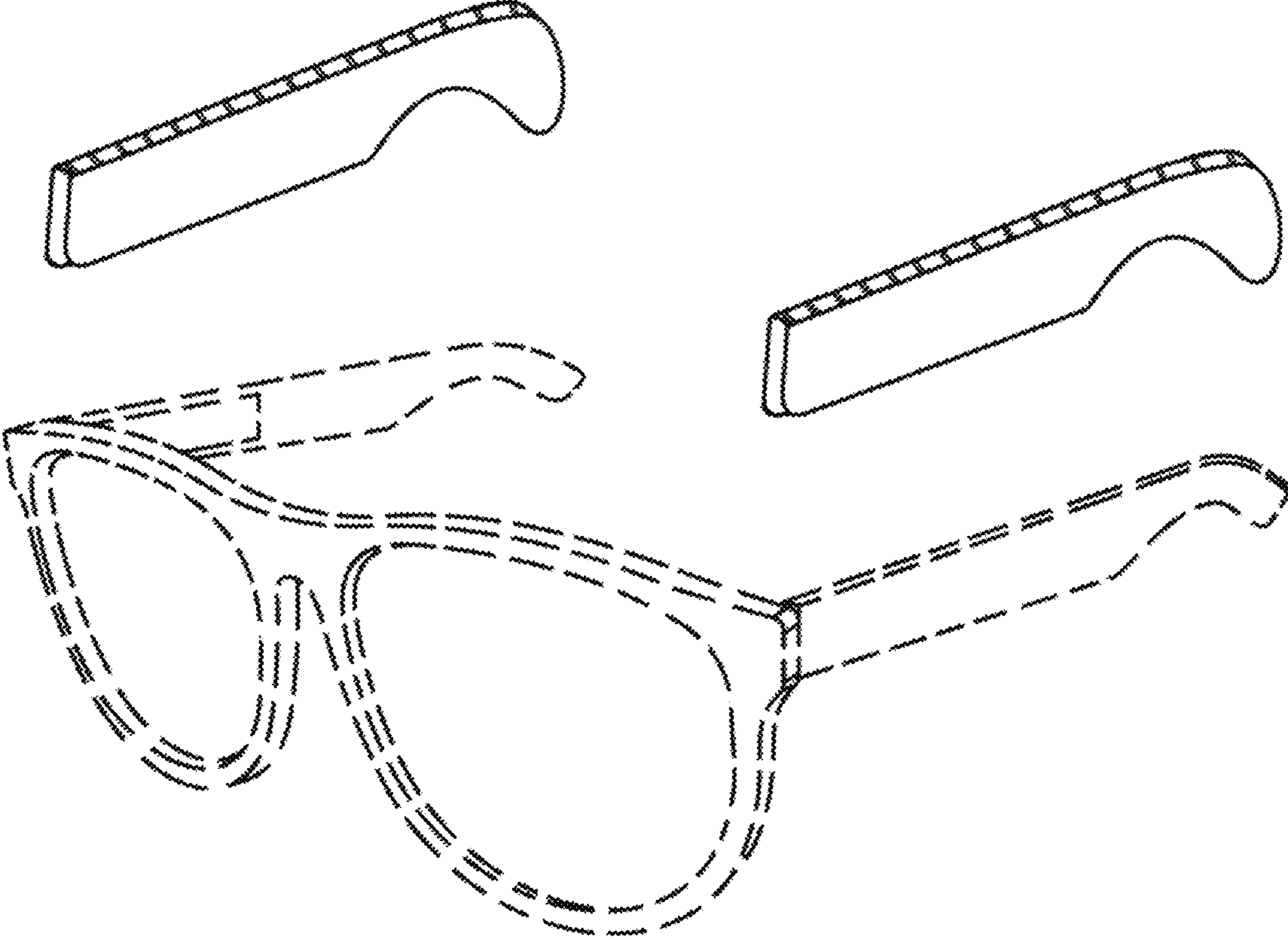


FIG. 1




FIG. 2

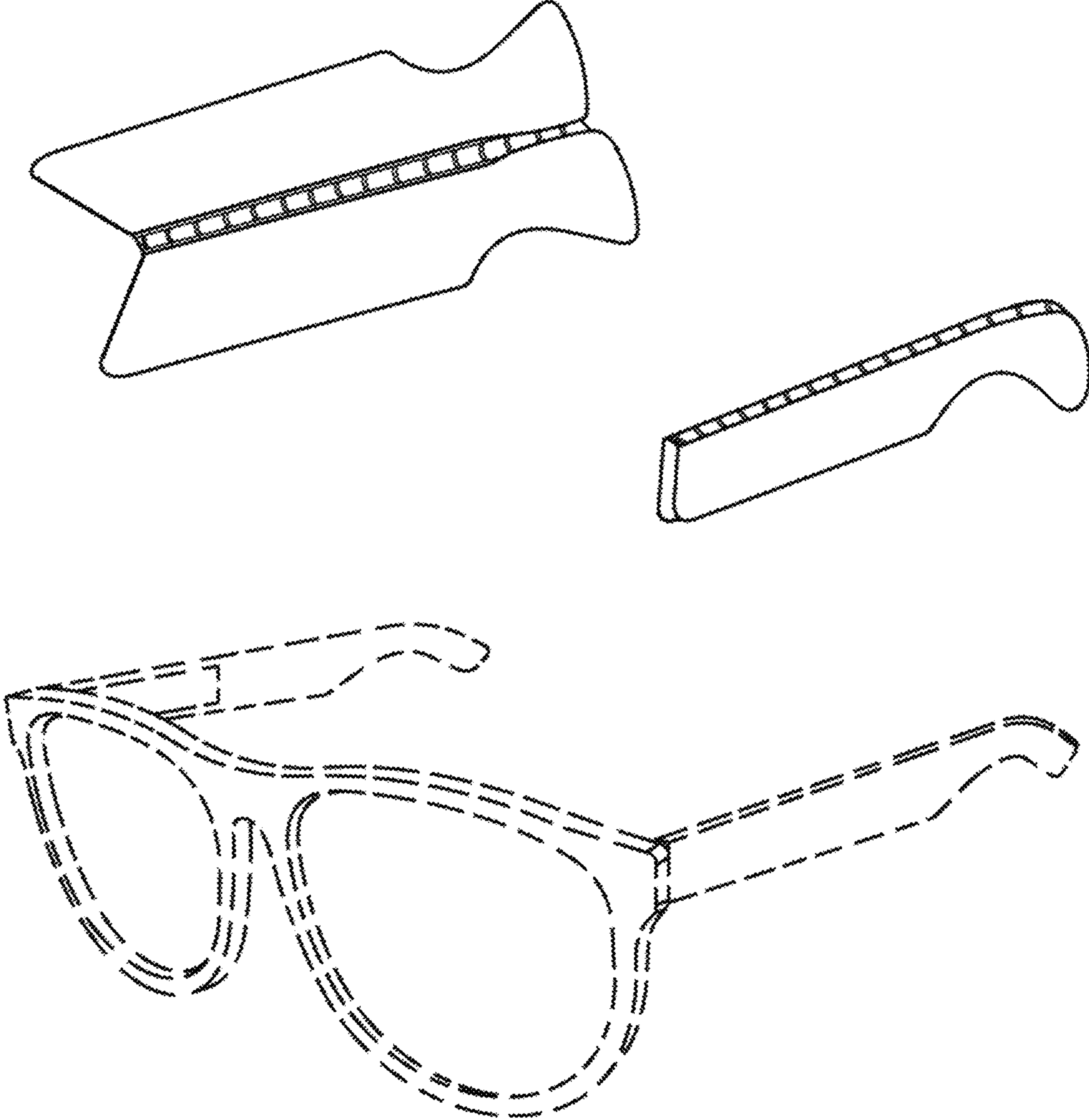


FIG. 3