



US00D907679S

(12) **United States Design Patent** (10) **Patent No.:** **US D907,679 S**
Jolley et al. (45) **Date of Patent:** **** Jan. 12, 2021**

(54) **CONTACT LENS**
(71) Applicant: **Johnson & Johnson Vision Care, Inc.**,
Jacksonville, FL (US)
(72) Inventors: **Edmund Jolley**, Jacksonville, FL (US);
Angie L. Bowers, Jacksonville, FL
(US)
(73) Assignee: **Johnson & Johnson Vision Care, Inc.**,
Jacksonville, FL (US)

D756,434 S * 5/2016 Bowers D16/101
D757,145 S * 5/2016 Bowers D16/101
D765,751 S * 9/2016 Bowers D16/101
D824,443 S * 7/2018 Day D16/101
D829,253 S * 9/2018 Day D16/101
D869,534 S * 12/2019 Day D16/101
2003/0025872 A1* 2/2003 Ocampo G02C 7/046
351/159.24
2003/0227596 A1* 12/2003 Clark G02C 7/021
351/159.32
2005/0254002 A1* 11/2005 Dukes G02C 7/046
351/159.02
2007/0296917 A1* 12/2007 Bowers G02C 7/046
351/159.28

(**) Term: **15 Years**

(Continued)

(21) Appl. No.: **29/678,588**

FOREIGN PATENT DOCUMENTS

(22) Filed: **Jan. 30, 2019**

JP D1652314 * 2/2020
RU 00118449 * 1/2020

(51) **LOC (13) Cl.** **16-06**

(52) **U.S. Cl.**
USPC **D16/101**

OTHER PUBLICATIONS

(58) **Field of Classification Search**

USPC D16/101, 300, 301, 303, 310, 311, 312,
D16/313-316, 319, 320, 325-326, 328,
D16/329, 330, 331, 332, 334, 335, 340,
D16/341, 342; D29/109-110; D14/372;
351/41, 44, 45-48, 51-52, 62, 158, 92,
351/103-123, 140-153, 63, 59
CPC A63B 33/00; A63B 33/002; G02C 1/00;
G02C 1/02; G02C 1/04; G02C 1/06;
G02C 5/02; G02C 5/04; G02C 5/08;
G02C 5/12; G02C 5/22; G02C 7/04;
G02C 7/046; G02C 7/048; G02C 9/00;
G02C 9/02; G02C 9/04; G02C 11/00;
G02C 11/02; G02C 2200/00; G02C
2200/02; A61F 9/00

1-Day Acuvue, Define, [online], [site visited Jun. 5, 2020]. Avail-
able from Internet, <URL: <https://www.eyedesire.com/we-now-offer-acuvue-1-day-define-contact-lenses/> (Year: 2020).*

Primary Examiner — Sanjeev Paul
(74) *Attorney, Agent, or Firm* — Raef M. Shaltout

See application file for complete search history.

(57) **CLAIM**

The ornamental design for a contact lens, as shown and described.

(56) **References Cited**


U.S. PATENT DOCUMENTS

D755,872 S * 5/2016 Bowers D16/101
D756,433 S * 5/2016 Bowers D16/101

DESCRIPTION

FIG. 1 is a front planar view of a contact lens showing my new design;
FIG. 2 is a left side view of the contact lens; and,
FIG. 3 is a right side view of the contact lens.
The broken lines shown in the drawings are included for the purpose of illustrating unclaimed portions of the contact lens and form no part of the claimed design.

1 Claim, 3 Drawing Sheets



(56)

References Cited

U.S. PATENT DOCUMENTS

2011/0069276 A1* 3/2011 Tucker B29D 11/00961
351/159.24

* cited by examiner




FIG. 1




FIG. 2




FIG. 3