



US00D907669S

(12) **United States Design Patent** (10) **Patent No.:** **US D907,669 S**  
**Chen** (45) **Date of Patent:** **\*\* Jan. 12, 2021**

(54) **IRREGULAR CONCRETE MOLD** 4,354,773 A \* 10/1982 Noack ..... E01C 5/00  
404/41

(71) Applicant: **SHENZHEN QIANHAI YIWANG** D272,037 S \* 1/1984 Puccini ..... D8/45  
**E-COMMERCE CO LTD**, Guangdong D288,328 S \* 2/1987 Scott ..... D15/136  
(CN) 4,838,728 A \* 6/1989 McKeever ..... E01C 19/43  
15/105.5

(72) Inventor: **Fan Chen**, Guangdong (CN) D342,528 S \* 12/1993 Hupp ..... D15/136  
5,406,763 A \* 4/1995 Al-Saleh ..... E01C 9/001  
52/311.1

(73) Assignee: **SHENZHEN QIANHAI YIWANG** D377,181 S \* 1/1997 Hupp ..... D15/136  
**E-COMMERCE CO LTD**, Guangdong 5,733,470 A \* 3/1998 Roth ..... E01C 9/001  
(CN) 249/129

(\*\*) Term: **15 Years** 5,887,846 A \* 3/1999 Hupp ..... B28B 7/24  
249/129

(21) Appl. No.: **29/750,513** D657,405 S 4/2012 Kinzalow  
D663,329 S \* 7/2012 Hammer ..... D15/136  
D676,070 S \* 2/2013 Hammer ..... D15/136  
D679,300 S \* 4/2013 Hammer ..... D15/136

(22) Filed: **Sep. 14, 2020**

(51) **LOC (13) Cl.** ..... **15-09**

(52) **U.S. Cl.**  
USPC ..... **D15/136**

(58) **Field of Classification Search**  
USPC ..... D8/45; D15/135, 136  
CPC ..... B28B 7/24; E01C 9/001; E01C 19/508  
See application file for complete search history.

\* cited by examiner

*Primary Examiner* — Patricia A Palasik  
(74) *Attorney, Agent, or Firm* — ScienBiziP, P.C.

(57) **CLAIM**

The ornamental design for an irregular concrete mold, as shown and described.

(56) **References Cited**

**U.S. PATENT DOCUMENTS**

1,479,647 A \* 1/1924 Carroll ..... E04B 2/16  
52/314

D164,494 S \* 9/1951 Hines ..... D15/136

3,220,369 A \* 11/1965 Gandrud ..... A01B 29/04  
111/130

D204,803 S \* 5/1966 Leeth ..... D15/136

D240,007 S \* 5/1976 Cardenas ..... D8/45

4,131,406 A \* 12/1978 Fresquez ..... B28B 11/08  
249/15

4,135,840 A \* 1/1979 Puccini ..... E01C 19/43  
404/124

4,231,677 A \* 11/1980 Roming ..... B44B 11/02  
404/89

D257,825 S \* 1/1981 Puccini ..... D8/45

**DESCRIPTION**

FIG. 1 is a front perspective view of an irregular concrete mold, showing my design.

FIG. 2 is a rear perspective view thereof.

FIG. 3 is a front elevation view thereof.

FIG. 4 is a rear elevation view thereof.

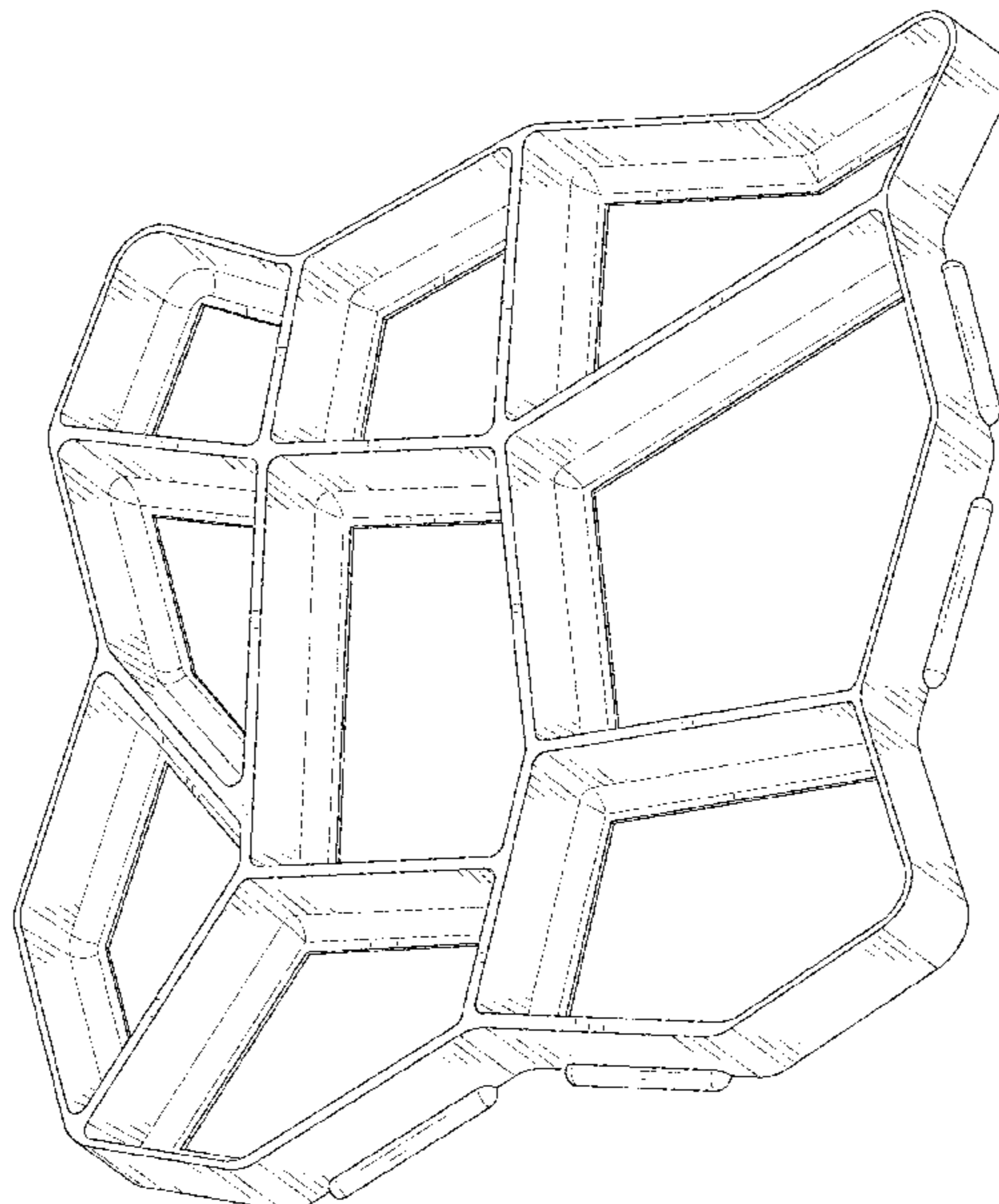
FIG. 5 is a left side elevation thereof.

FIG. 6 is a right side elevation thereof.

FIG. 7 is a top plan view thereof; and,

FIG. 8 is a bottom plan view thereof.

**1 Claim, 8 Drawing Sheets**



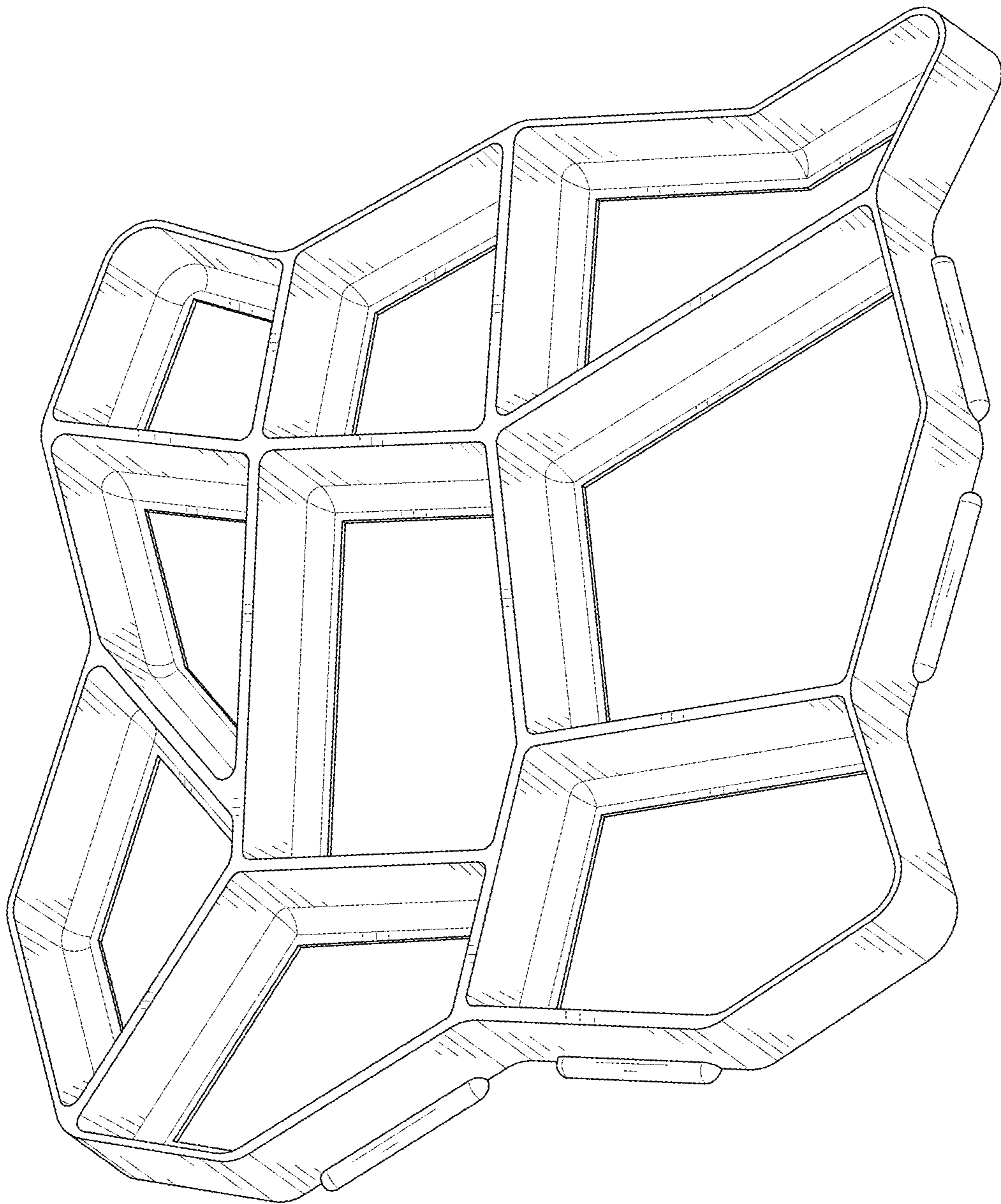


FIG. 1

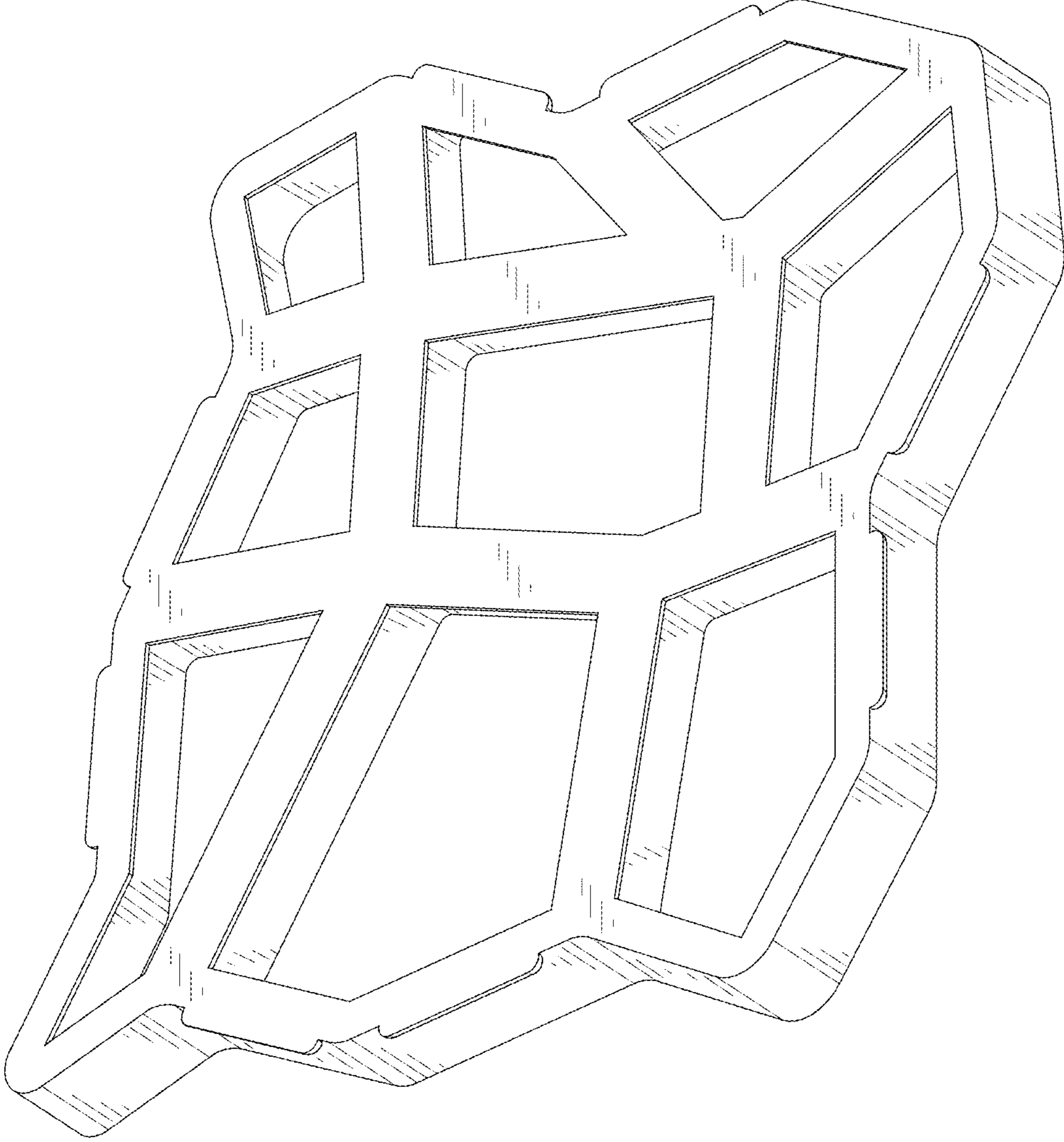


FIG. 2

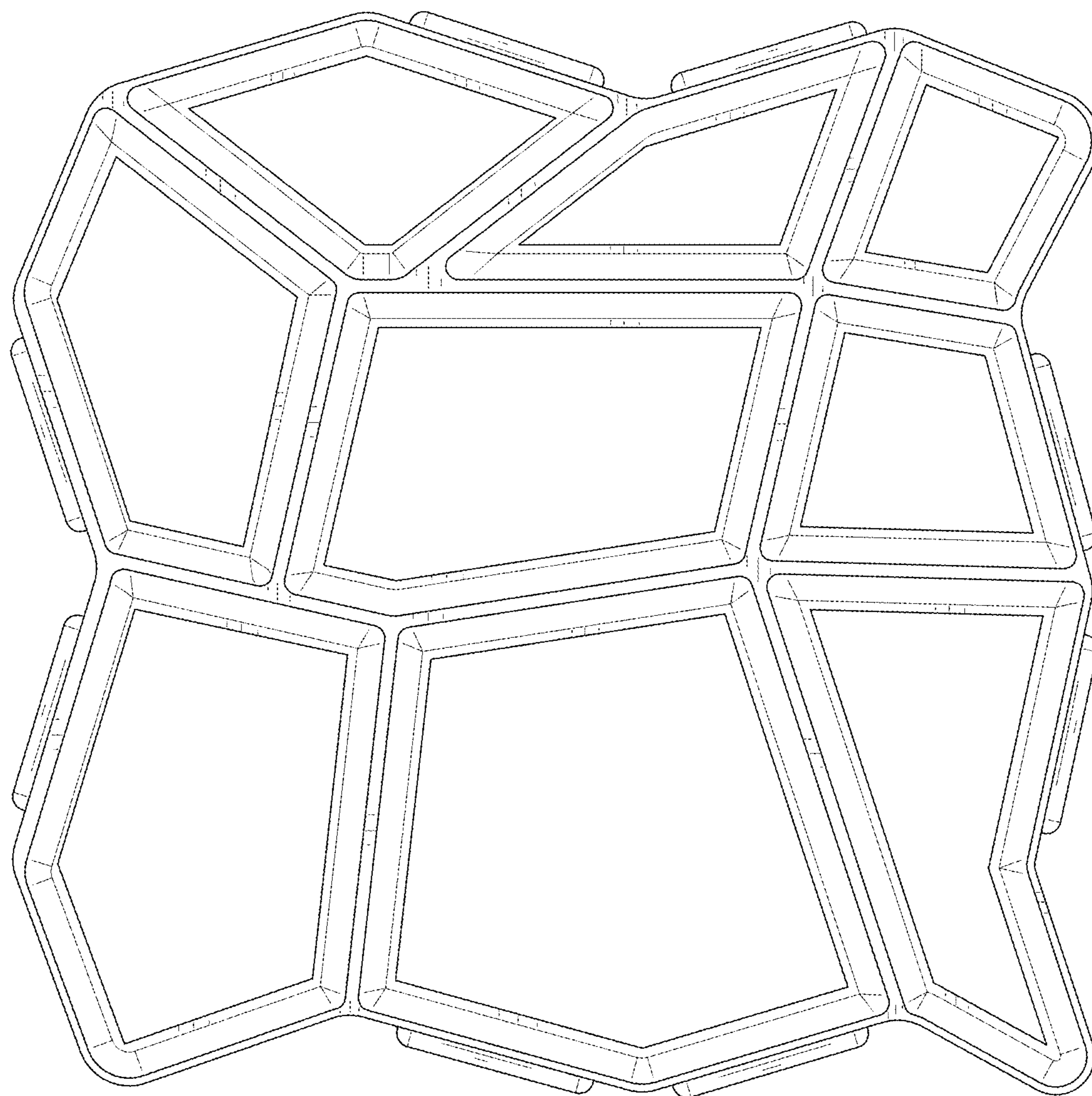


FIG. 3

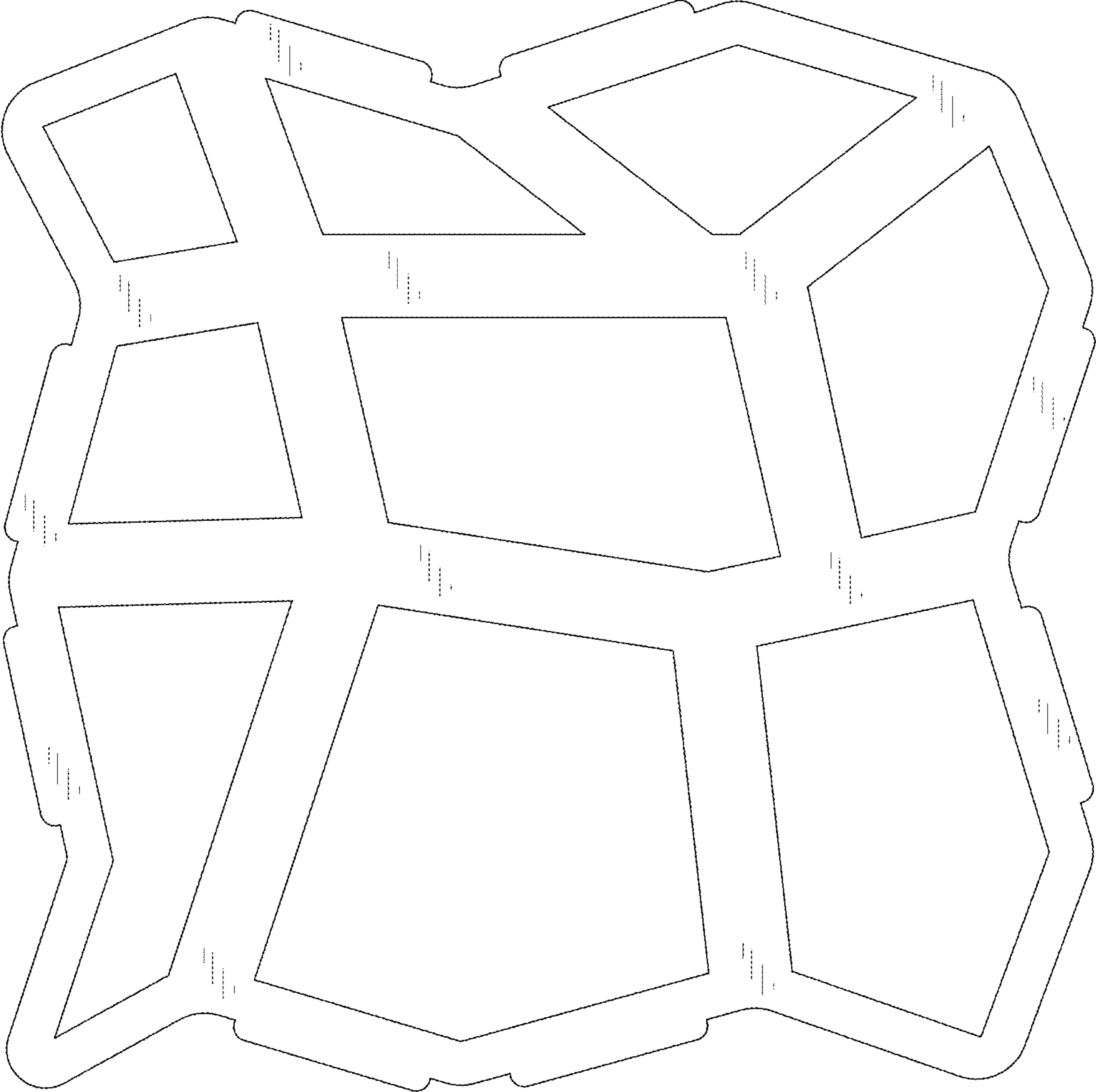


FIG. 4

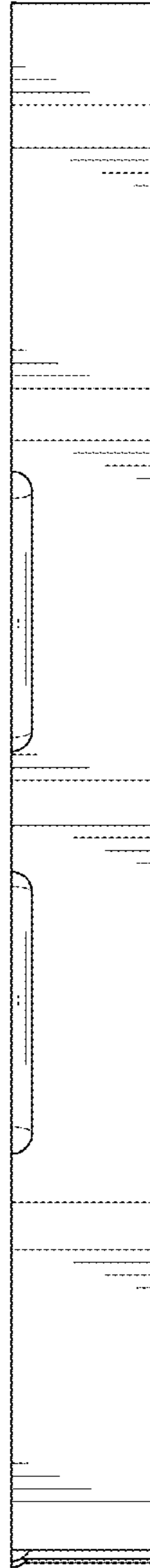


FIG. 5

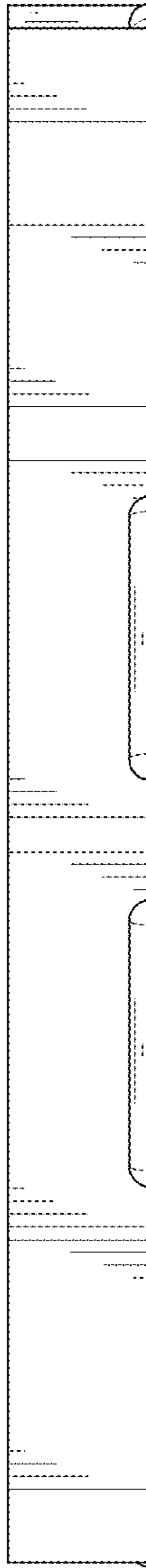


FIG. 6

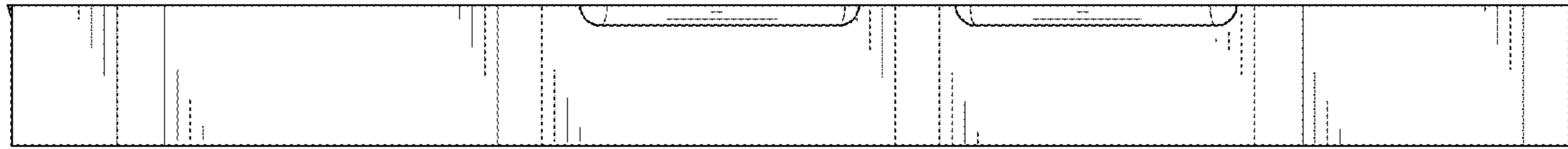


FIG. 7



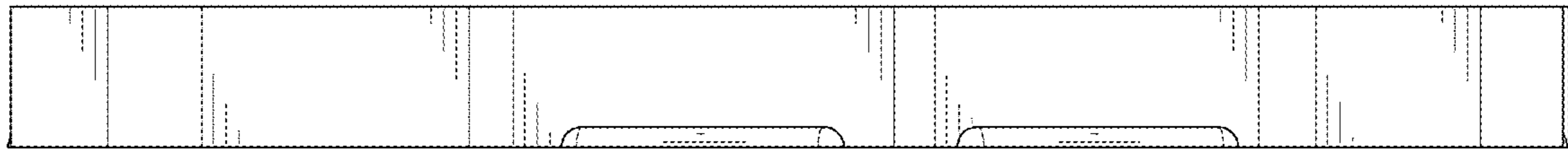


FIG. 8