



US00D907651S

(12) **United States Design Patent**
Joensson et al.

(10) **Patent No.:** **US D907,651 S**

(45) **Date of Patent:** **** Jan. 12, 2021**

(54) **DISPLAY SCREEN OR A PORTION THEREOF WITH GRAPHICAL USER INTERFACE**

(71) Applicant: **Inficon GMBH**, Cologne (DE)

(72) Inventors: **Wolfgang Joensson**, Paris (FR); **Lutz Gebhardt**, Moehlin (CH)

(73) Assignee: **Inficon GMBH**, Cologne (DE)

(**) Term: **15 Years**

(21) Appl. No.: **29/655,434**

(22) Filed: **Jul. 3, 2018**

Related U.S. Application Data

(62) Division of application No. 35/502,162, filed on Aug. 25, 2016 (U.S. filing date under 35 U.S.C. 384), and having an international filing date of Aug. 25, 2016, now Pat. No. Des. 824,932.

(51) **LOC (13) Cl.** **14-04**

(52) **U.S. Cl.**
USPC **D14/485**

(58) **Field of Classification Search**
USPC D14/485-495; D20/12; D32/40
CPC G06F 3/048; G06F 3/0481; G06F 3/0482;
G06F 3/04817; G06F 3/04812; G08G
1/0141

See application file for complete search history.

(56) **References Cited**

U.S. PATENT DOCUMENTS

D648,343 S * 11/2011 Chen D14/486
D659,711 S * 5/2012 Guss D14/495

D661,701 S *	6/2012	Brown	D14/486
D677,688 S *	3/2013	Woo	D14/486
D679,730 S *	4/2013	Tyler	D14/492
D698,364 S *	1/2014	Tsuda	D14/488
D762,698 S *	8/2016	Na	D14/486
D763,293 S *	8/2016	Lee	D14/486
D786,289 S *	5/2017	Kim	D14/486
9,652,983 B2 *	5/2017	Eilertsen	G08G 1/0141
D795,271 S *	8/2017	Tegethoff	D14/485
D795,885 S *	8/2017	Pritchard	D14/485
D795,893 S *	8/2017	Kim	D14/485
D796,526 S *	9/2017	Kim	D14/485
D824,932 S *	8/2018	Joensson	D14/485
D846,215 S *	4/2019	Johnson	D32/40
D849,763 S *	5/2019	Jones	D14/486
D849,772 S *	5/2019	Toth	D14/486
D862,519 S *	10/2019	Lee	D14/492

* cited by examiner

Primary Examiner — Rhea Shields

(74) *Attorney, Agent, or Firm* — Harris Beach PLLC

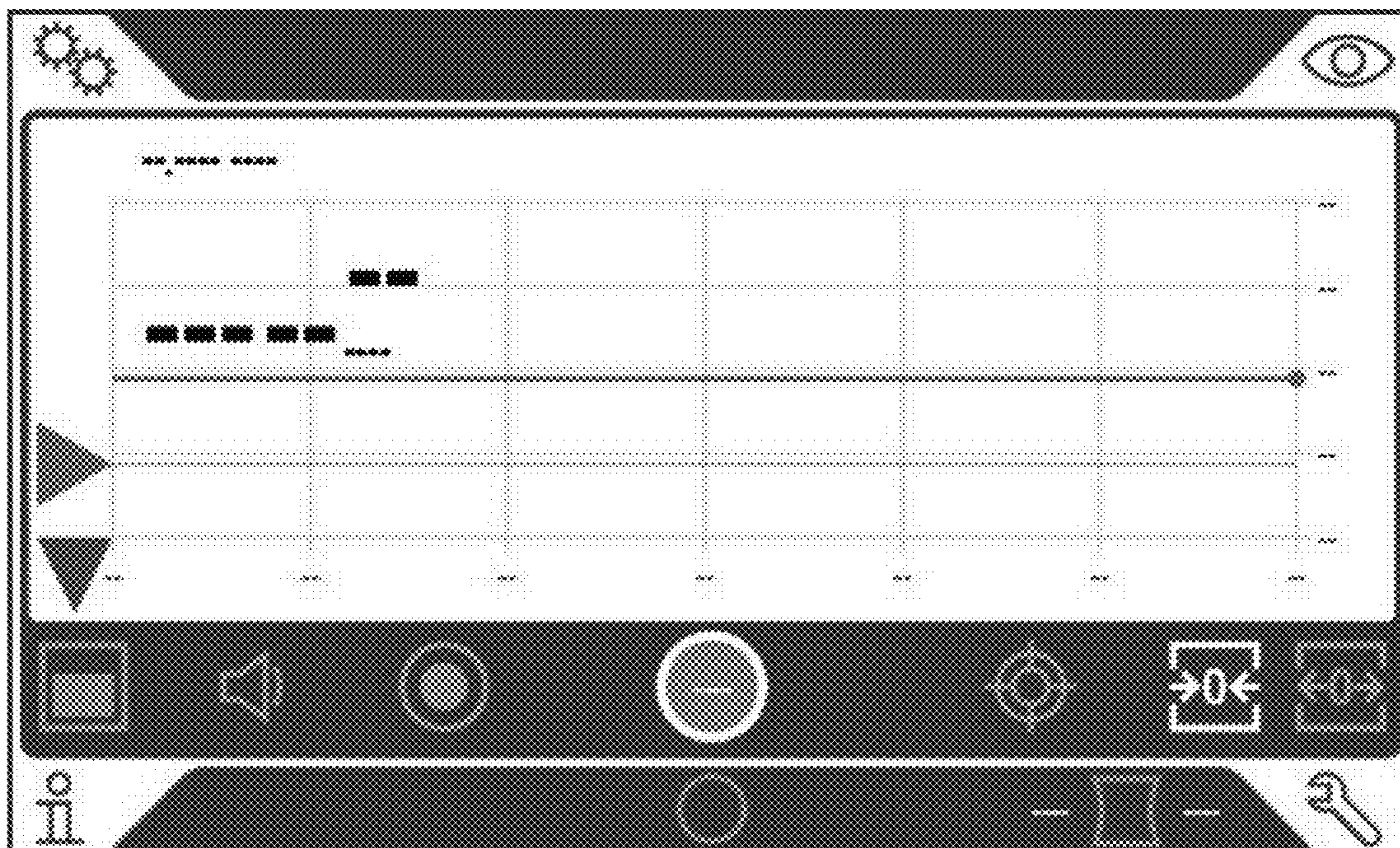
(57) **CLAIM**

The ornamental design for a display screen or a portion thereof with graphical user interface, as shown and described.

DESCRIPTION

FIG. 1 is a front view of a first embodiment of the display screen or a portion thereof with graphical user interface, showing our new design; and, FIG. 2 is a front view of a second embodiment of the display screen or a portion thereof with graphical user interface. In the reproduction, the broken lines forms a part of the claim. The outermost solid line represents the display screen and forms a portion of the claim.

1 Claim, 2 Drawing Sheets



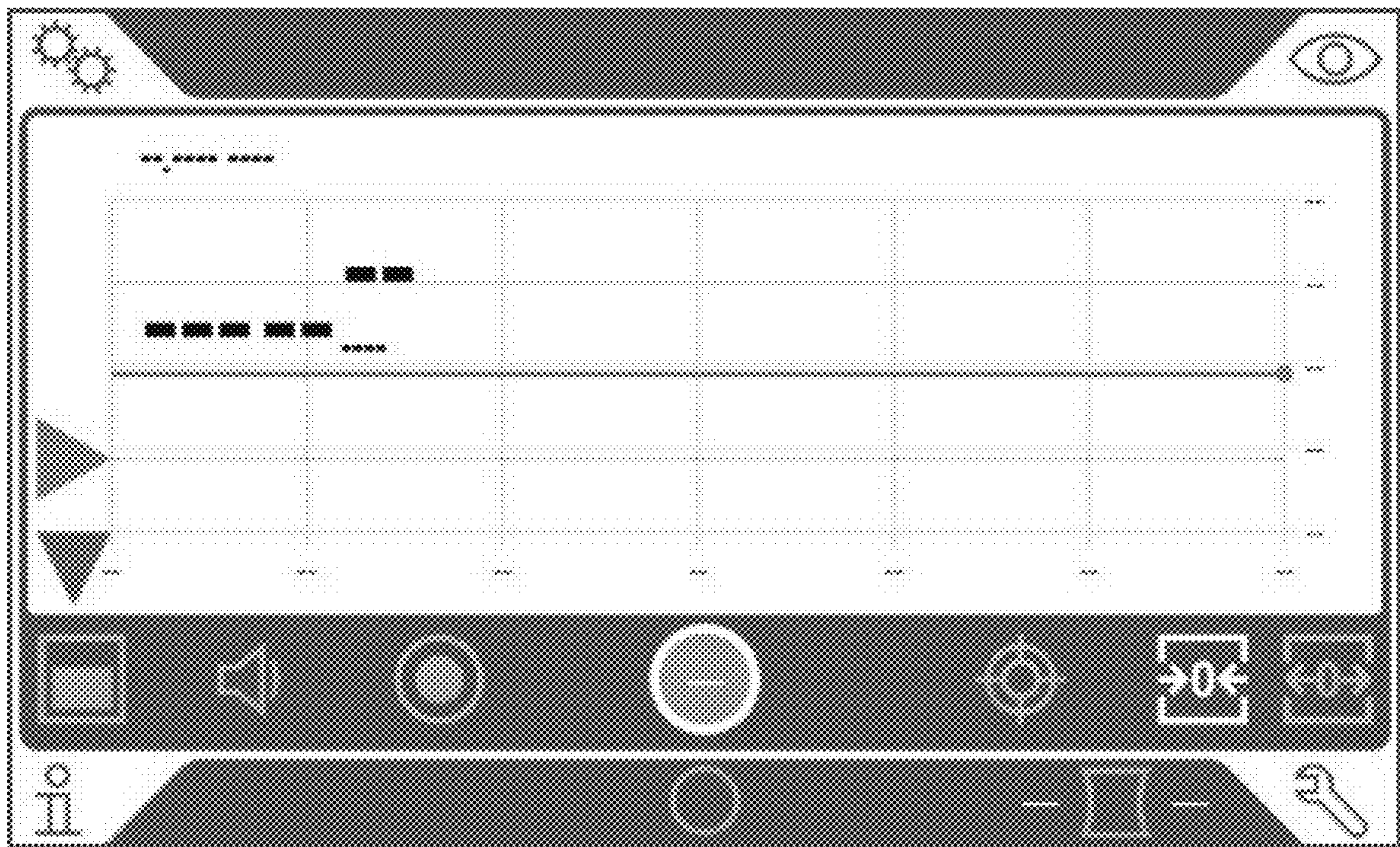


Fig. 1

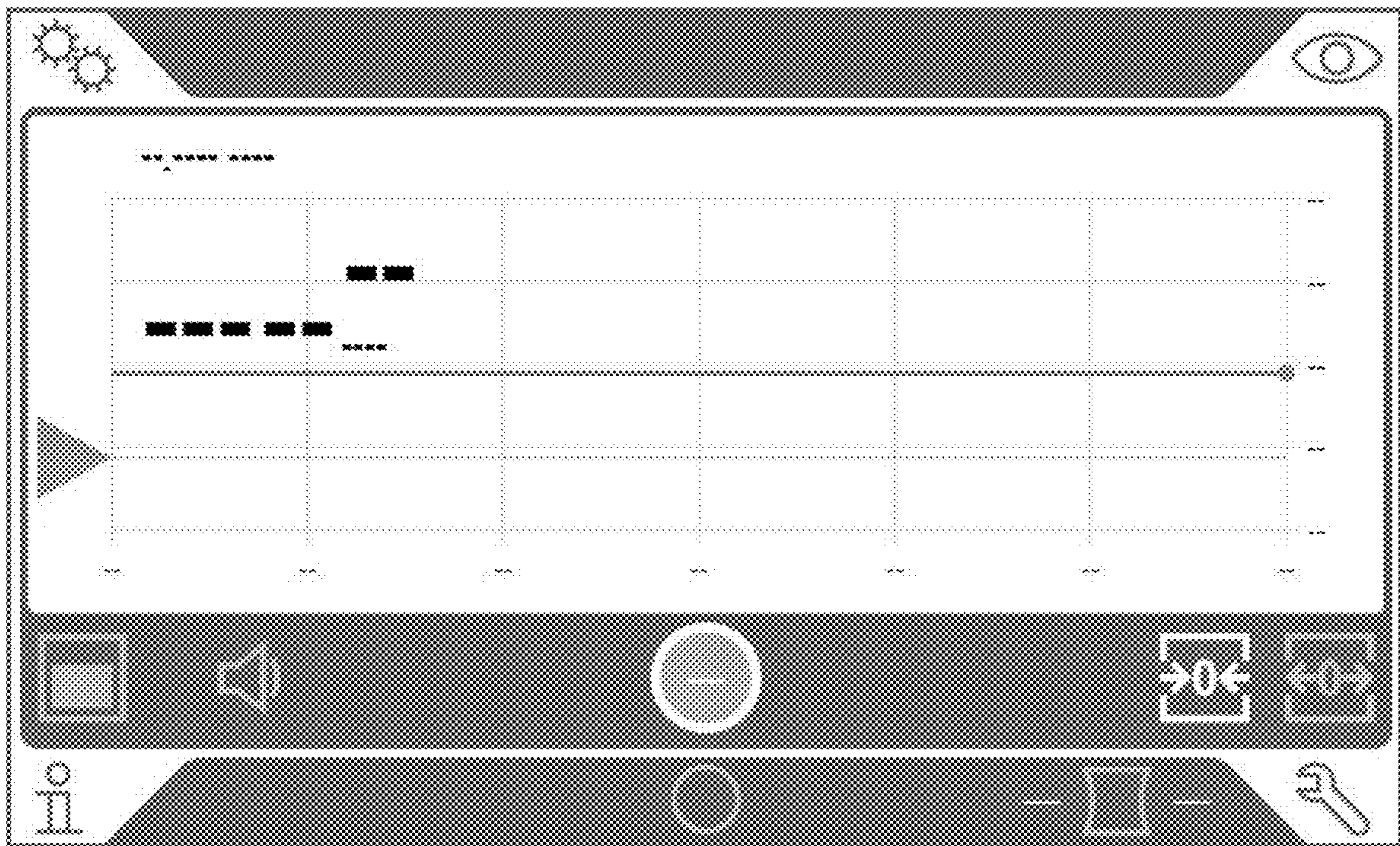


Fig. 2