



US00D907606S

(12) **United States Design Patent**
Lin

(10) **Patent No.:** **US D907,606 S**
(45) **Date of Patent:** **** Jan. 12, 2021**

- (54) **EARPHONE**
- (71) Applicant: **Musong Lin**, Guangdong (CN)
- (72) Inventor: **Musong Lin**, Guangdong (CN)
- (73) Assignee: **Shenzhen Enle Industrial Co., Ltd.**,
Guangdong (CN)
- (**) Term: **15 Years**
- (21) Appl. No.: **29/690,065**
- (22) Filed: **May 5, 2019**
- (51) **LOC (13) Cl.** **14-01**
- (52) **U.S. Cl.**
USPC **D14/223**
- (58) **Field of Classification Search**
USPC D14/223, 205; D13/107, 108; D24/174;
128/864, 865, 866; 381/380, 381, 187;
455/90.3, 575.1, 569.1
CPC H04R 1/10; H04R 25/00; H04R 25/02;
H04R 1/105; H04R 1/1091; H04R
1/1016; H04R 1/1066; H04R 5/033;
H04R 5/0335; H04R 1/20
See application file for complete search history.

(56) **References Cited**

U.S. PATENT DOCUMENTS

- 4,588,867 A * 5/1986 Konomi H04R 1/46
379/430
- D469,753 S * 2/2003 Andre D14/205
- 6,574,345 B1 * 6/2003 Huang H04R 1/1016
379/430
- 6,668,064 B1 * 12/2003 Lin H04R 1/1016
381/328
- 6,738,487 B1 * 5/2004 Nageno H04R 1/1016
381/322
- D499,397 S * 12/2004 Hlas D14/223
- D515,070 S * 2/2006 Andre D14/205
- D519,107 S * 4/2006 Yang D14/223

- D542,782 S * 5/2007 Pena Angarita D14/223
- D555,152 S * 11/2007 Wang D14/223
- D557,689 S * 12/2007 Huang D14/223
- D572,242 S * 7/2008 Yang D14/205
- D587,677 S * 3/2009 Andre D14/205
- D591,721 S * 5/2009 Densho D14/205
- D596,616 S * 7/2009 Andre D14/205
- D599,330 S * 9/2009 Andre D14/223
- D605,182 S * 12/2009 Fagnot D14/223
- D619,122 S * 7/2010 Nomura D14/223
- D621,389 S * 8/2010 Nagayama D14/223
- D623,630 S * 9/2010 Ohori D14/223
- D627,765 S * 11/2010 Zheng D14/223
- D627,766 S * 11/2010 Arimoto D14/223
- D633,086 S * 2/2011 Chen D14/223

(Continued)

FOREIGN PATENT DOCUMENTS

- EM 007699483-0001 * 2/2020
- EM 007718218-0001 * 2/2020

(Continued)

Primary Examiner — Paula Allen Greene

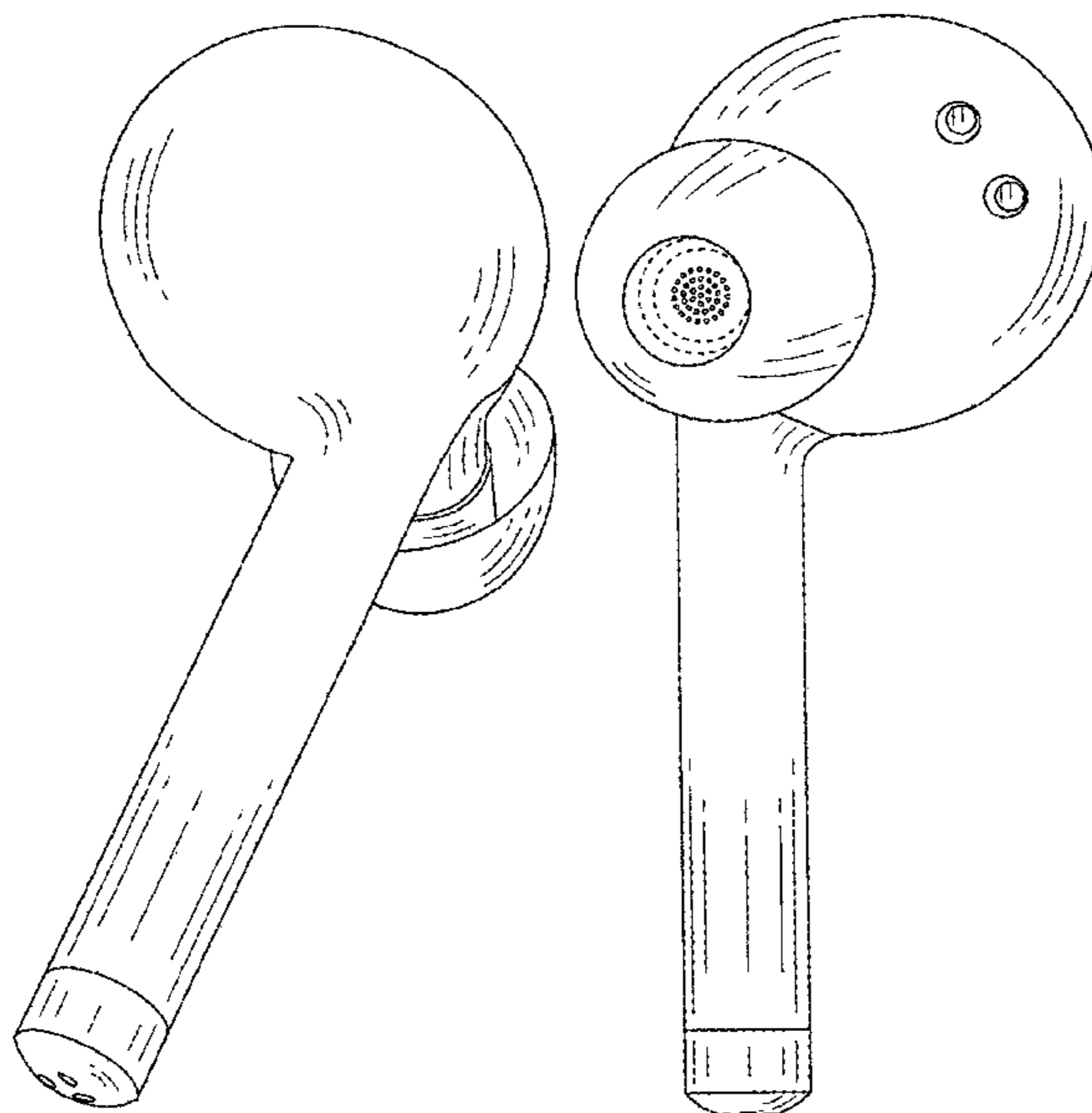
(57) **CLAIM**

The ornamental design for an earphone, as shown and described.

DESCRIPTION

FIG. 1 is a perspective view of an earphone showing my new design;
 FIG. 2 is a front elevation view thereof;
 FIG. 3 is a rear elevation view thereof;
 FIG. 4 is a left side elevation view thereof;
 FIG. 5 is a right side elevation view thereof;
 FIG. 6 is a top plan view thereof; and,
 FIG. 7 is a bottom plan view thereof.
 The broken lines depict environment that is for illustrative purpose only; the broken lines form no part of the claimed design.

1 Claim, 7 Drawing Sheets



(56)

References Cited

U.S. PATENT DOCUMENTS

D639,279 S * 6/2011 Andre D14/223
 D641,738 S * 7/2011 Perez D14/223
 D656,481 S * 3/2012 McManigal D14/205
 D662,493 S * 6/2012 Chen D14/223
 D664,523 S * 7/2012 Naitou D14/223
 8,265,323 B2 * 9/2012 Stiehl H04R 1/1058
 381/371
 8,391,533 B2 * 3/2013 Sim H04R 1/1041
 381/380
 D711,857 S * 8/2014 Burgett D14/223
 D718,284 S * 11/2014 Shibusawa D14/223
 8,948,435 B2 * 2/2015 Oosato H04R 1/1075
 381/380
 D728,533 S * 5/2015 Poulsen D14/223
 D729,775 S * 5/2015 Seo D14/223
 D738,864 S * 9/2015 Lee D14/223
 D741,287 S * 10/2015 Harata D14/205
 9,197,956 B2 * 11/2015 Iseberg H04R 1/1016
 D757,682 S * 5/2016 Perez D14/205
 D770,412 S * 11/2016 Son D14/205
 D780,155 S * 2/2017 Levine D14/205
 D787,480 S * 5/2017 Morris D14/223
 D800,703 S * 10/2017 Vaclavik D14/223
 D821,362 S * 6/2018 Vaclavik D14/223
 D828,823 S * 9/2018 Lin D14/223
 D830,336 S * 10/2018 Cai D14/205
 10,178,461 B1 * 1/2019 Lu H04R 1/2811
 D847,125 S * 4/2019 Akana D14/223
 D848,979 S * 5/2019 Kim D14/223
 D848,983 S * 5/2019 Kim D14/223
 D853,995 S * 7/2019 Cai D14/223

D864,165 S * 10/2019 Roberts D14/223
 D865,720 S * 11/2019 Deng D14/223
 D869,445 S * 12/2019 Hu D14/223
 D878,337 S * 3/2020 Yang D14/223
 D883,260 S * 5/2020 Hu D14/223
 D883,960 S * 5/2020 Du D14/223
 D887,396 S * 6/2020 Wang D14/223
 D888,691 S * 6/2020 Liu D14/223
 D889,436 S * 7/2020 Zhang D14/223
 D889,437 S * 7/2020 Ando D14/223
 D890,138 S * 7/2020 Peng D14/223
 D890,724 S * 7/2020 Li D14/223
 D892,771 S * 8/2020 Zhao D14/223
 D893,462 S * 8/2020 Liu D14/223
 D894,875 S * 9/2020 Zhao D14/223
 D895,579 S * 9/2020 Yang D14/223
 D895,582 S * 9/2020 Wu D14/223
 D896,206 S * 9/2020 Xu D14/223
 D896,207 S * 9/2020 He D14/223
 D896,788 S * 9/2020 Akana D14/223
 2008/0013774 A1 * 1/2008 Hosaka H04R 1/2842
 381/380
 2009/0233652 A1 * 9/2009 Yang H04R 1/1075
 455/569.1
 2013/0188819 A1 * 7/2013 Young-Mun H04R 1/1016
 381/380
 2019/0373354 A1 * 12/2019 Sondergaard H01R 13/562

FOREIGN PATENT DOCUMENTS

EM 007810056-0001 * 4/2020
 EM 007975685-0001 * 5/2020

* cited by examiner

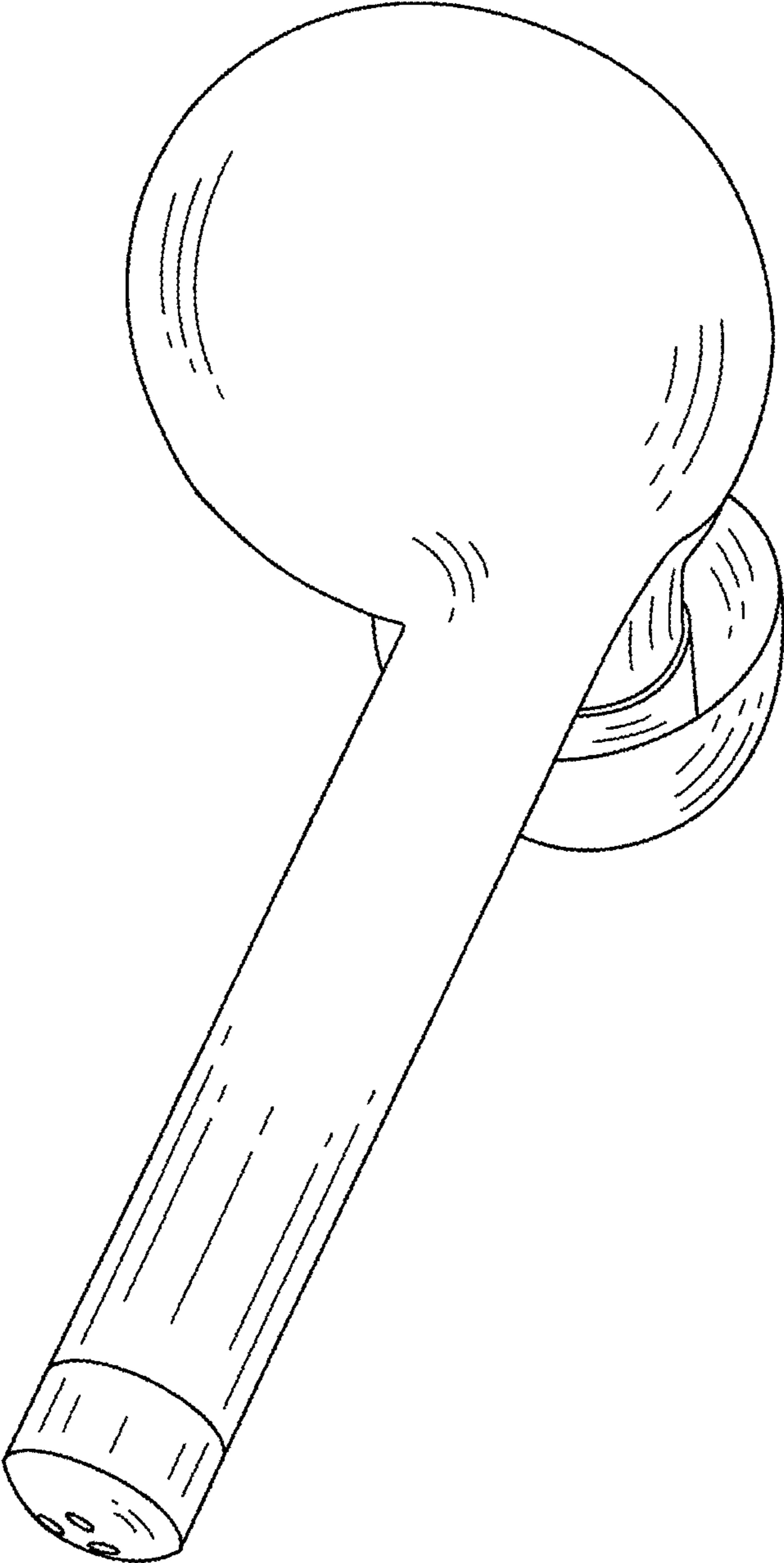


FIG.1

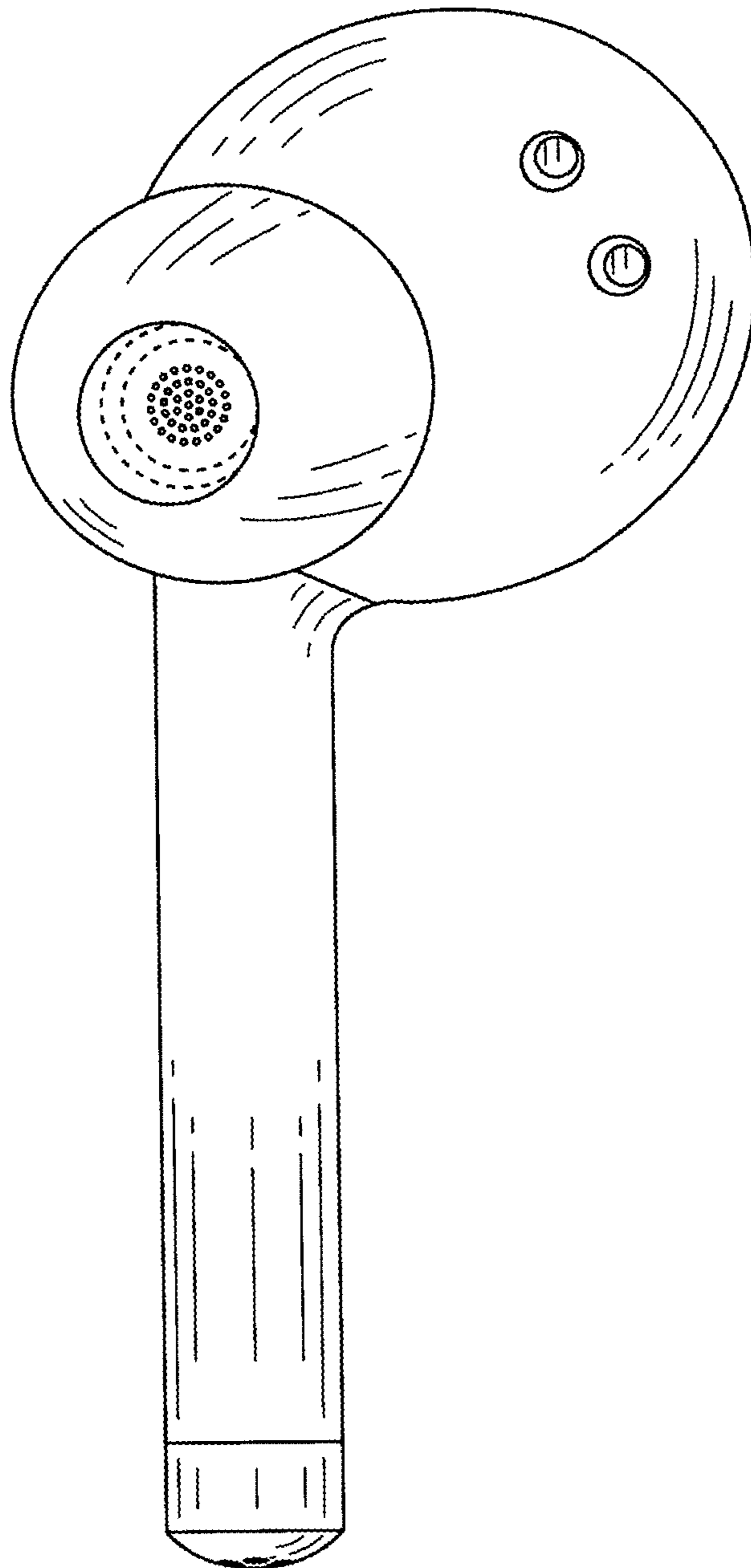


FIG. 2

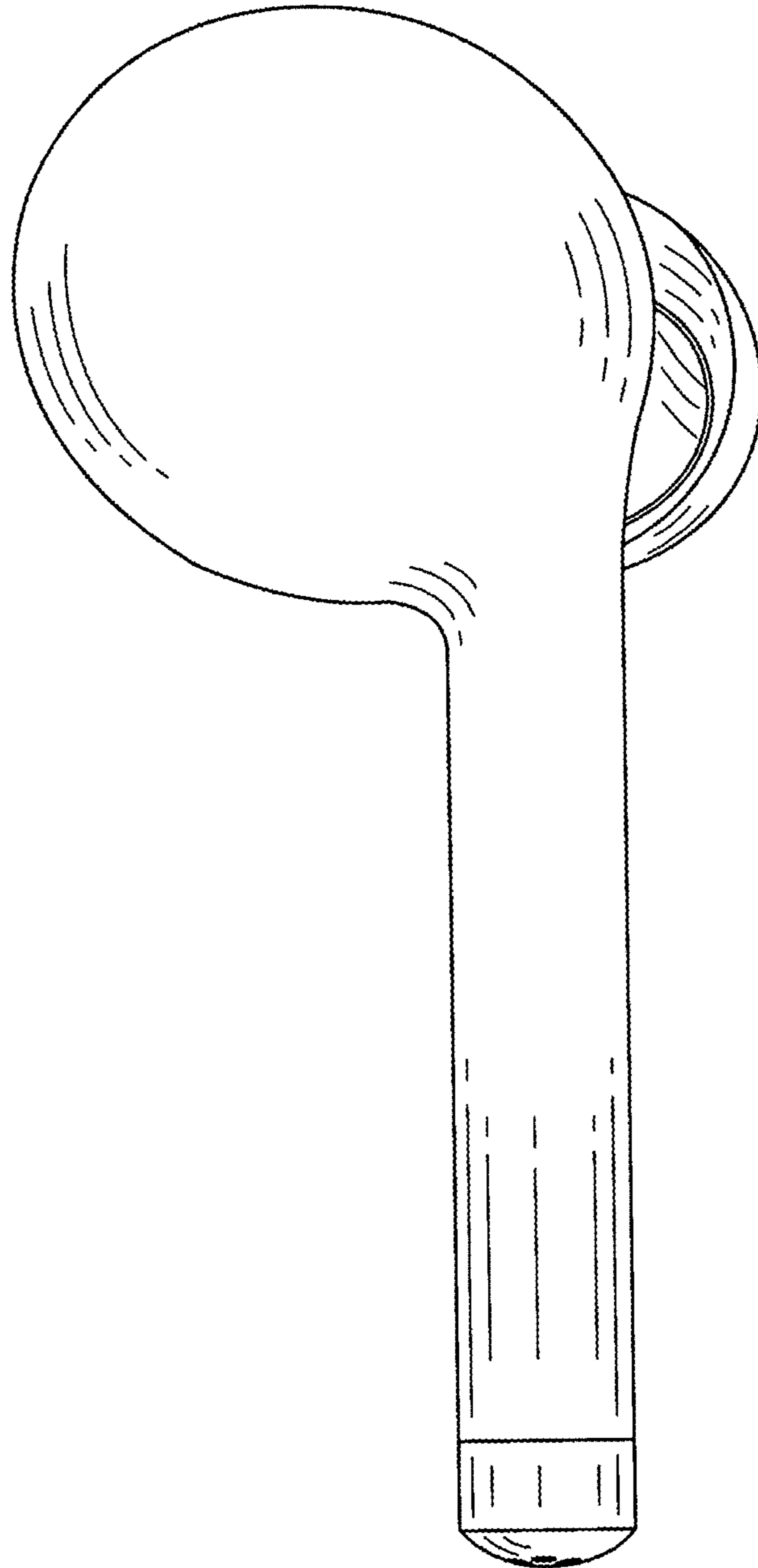


FIG.3

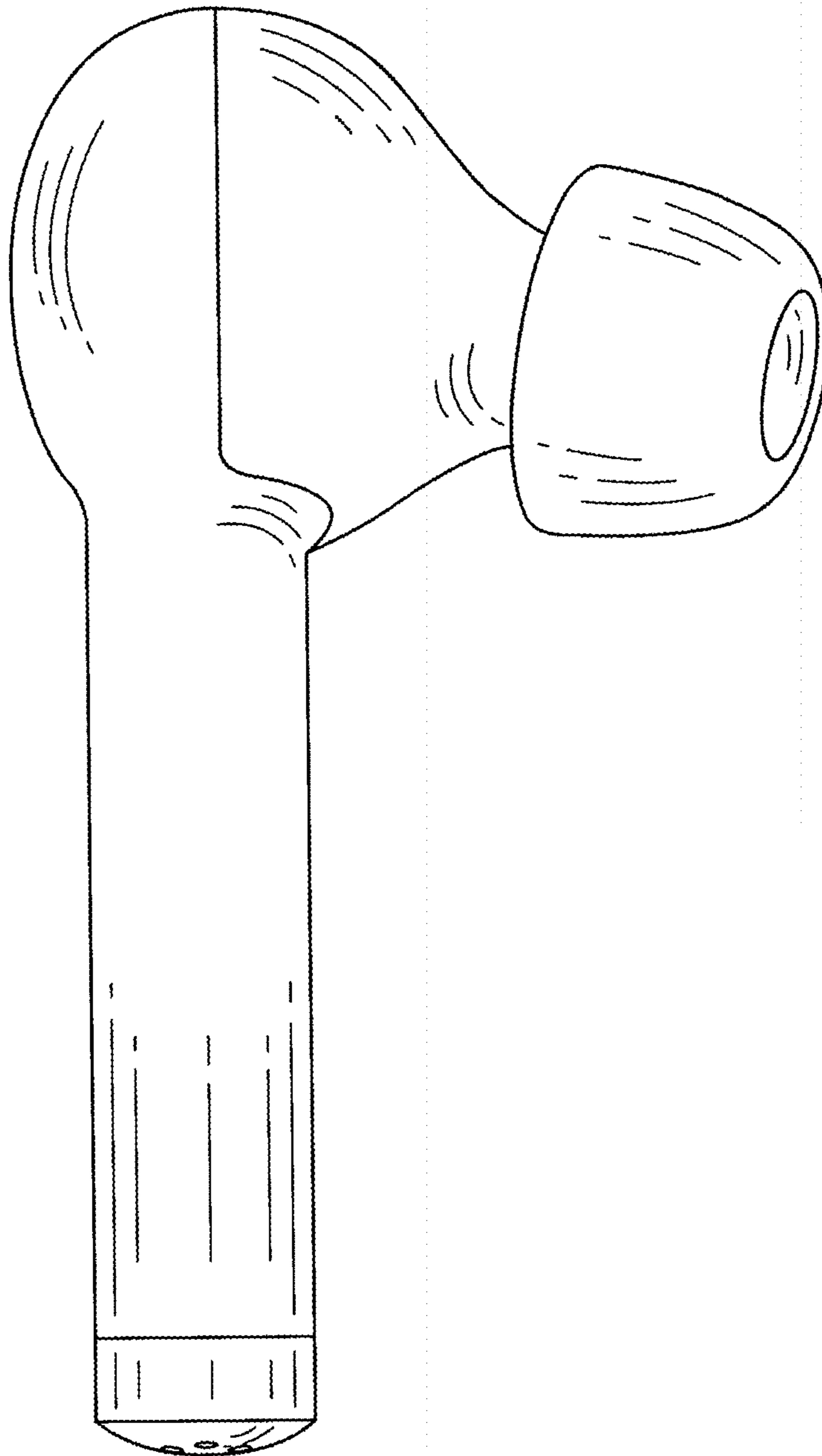


FIG.4

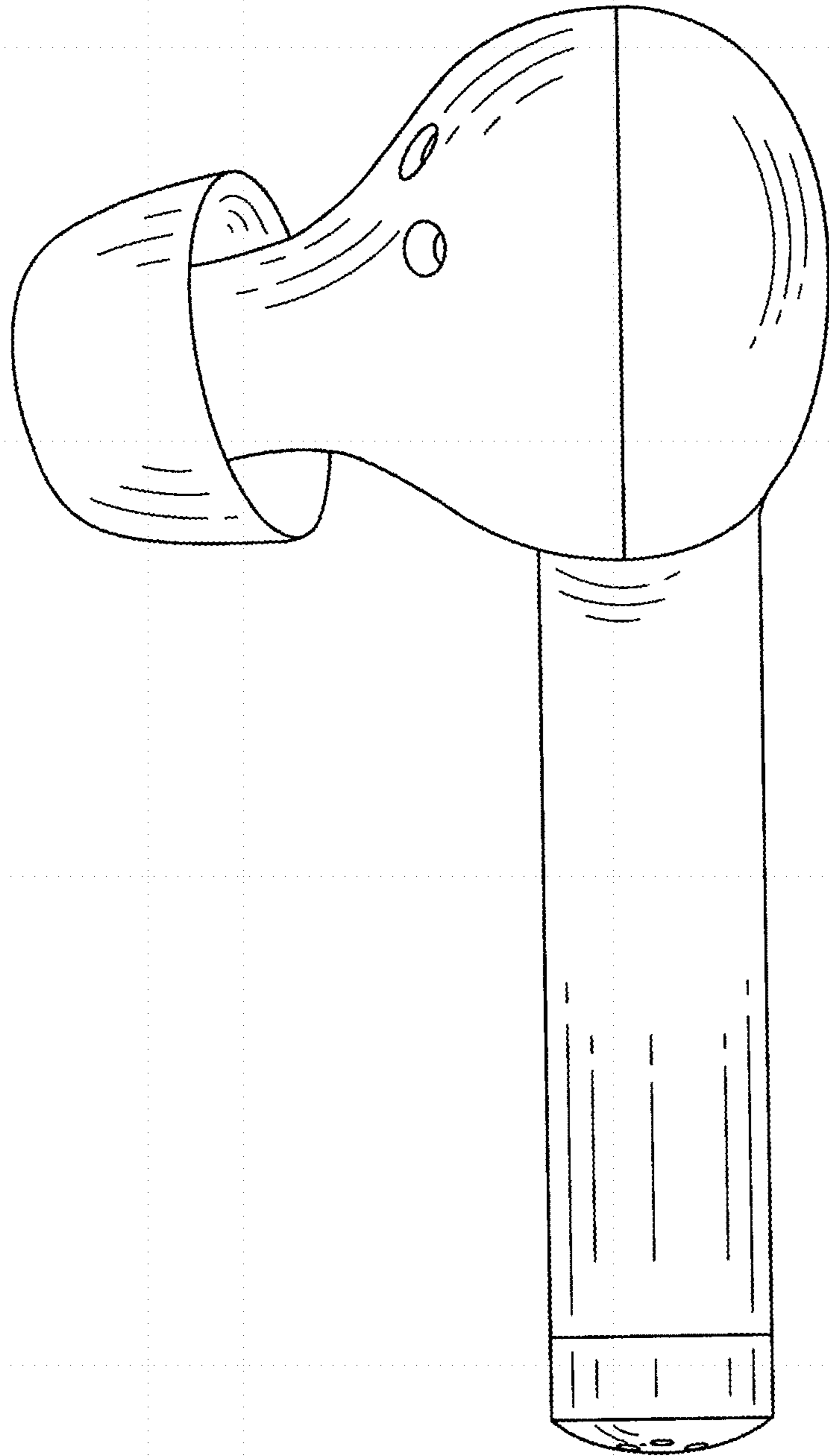


FIG.5

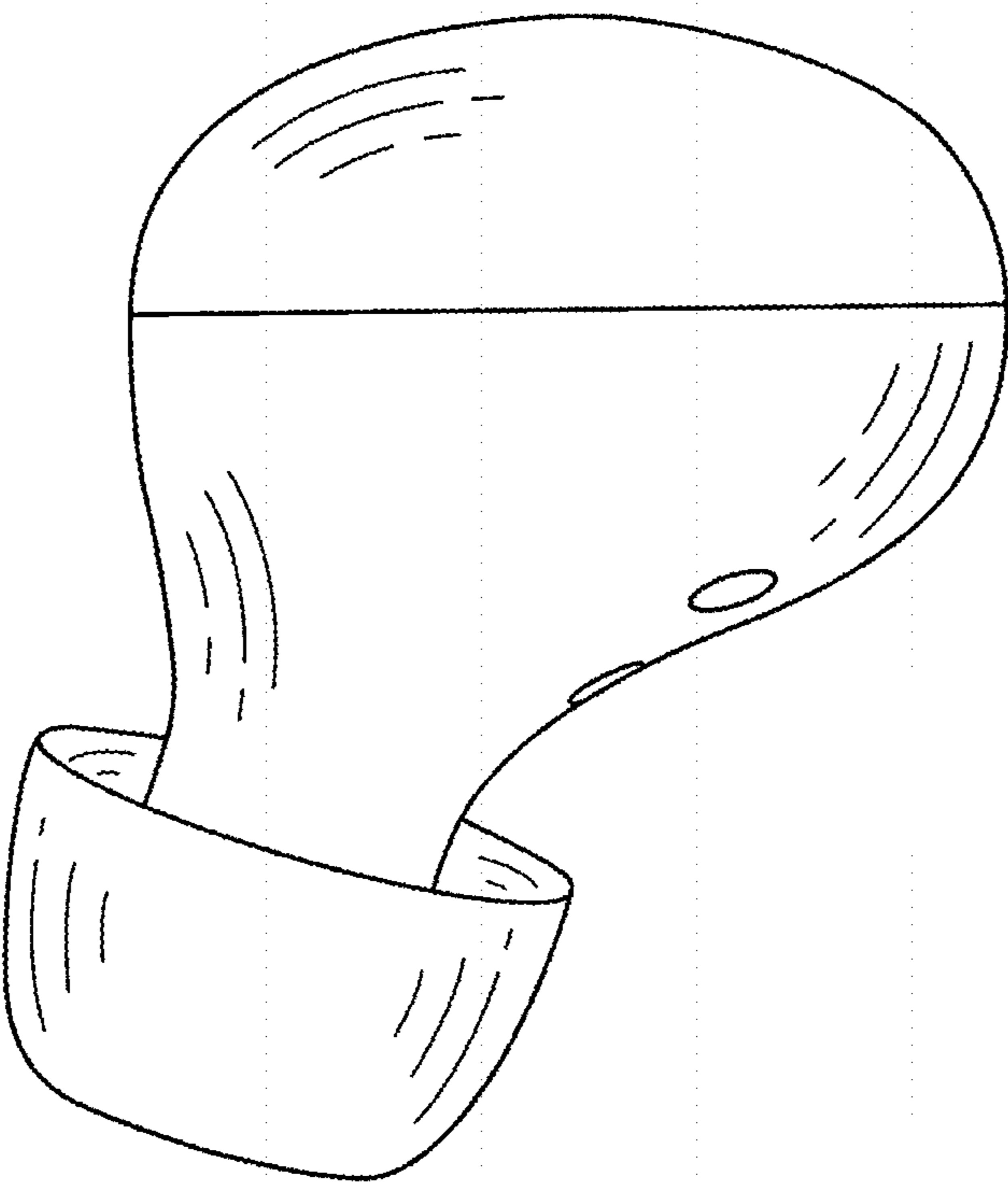


FIG.6

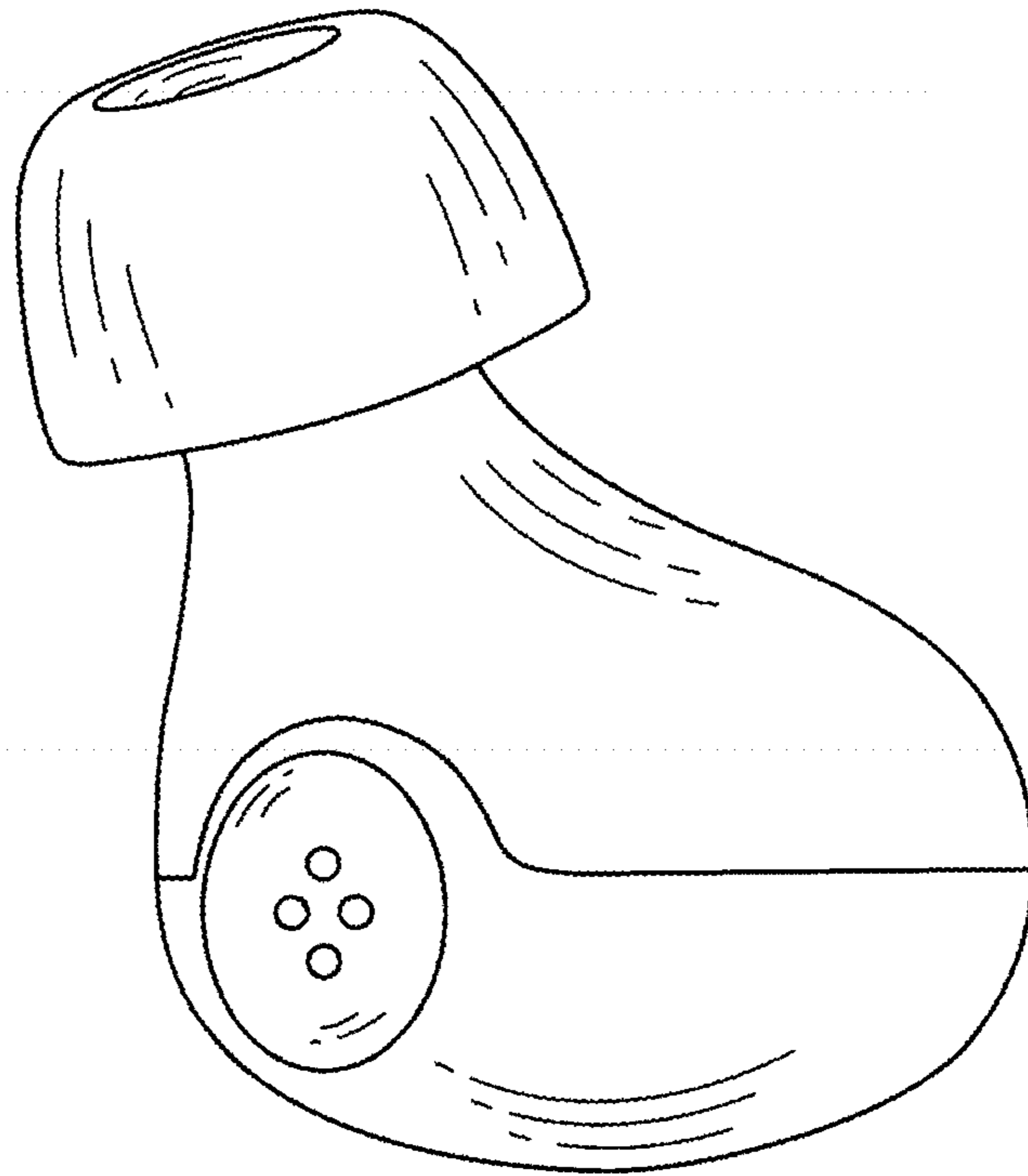


FIG. 7