



US00D907604S

(12) **United States Design Patent** (10) **Patent No.:** **US D907,604 S**
Brown et al. (45) **Date of Patent:** **** Jan. 12, 2021**

(54) **LOUDSPEAKER FRONT FACE**
(71) Applicant: **Harman International Industries, Incorporated**, Northridge, CA (US)
(72) Inventors: **Larry P. Brown**, Altadena, CA (US); **Chris N. Hagen**, Simi Valley, CA (US)
(73) Assignee: **Harman International Industries, incorporated**, Northridge, CA (US)

D451,591 S * 12/2001 Webb D23/393
D762,297 S * 7/2016 Carroll D23/388
D775,107 S * 12/2016 Green D14/221
D821,360 S 6/2018 Moro
D822,006 S 7/2018 Moro
D823,281 S 7/2018 Garrett et al.
D834,558 S * 11/2018 Klosowski D14/210
D856,980 S * 8/2019 Pedersen D14/219
D864,910 S * 10/2019 Peace, Jr. D14/215
D877,122 S * 3/2020 Klosowski D14/216

(**) Term: **15 Years**
(21) Appl. No.: **29/662,096**
(22) Filed: **Aug. 31, 2018**
(51) **LOC (13) Cl.** **14-01**
(52) **U.S. Cl.**
USPC **D14/219; D14/214**
(58) **Field of Classification Search**
USPC D14/167, 168, 170–172, 188, 194–196,
D14/204, 209.1, 210–216, 219, 221, 222,
D14/224, 239, 496
CPC B60R 11/0217; G06F 1/1688; G10K 9/22;
G10K 11/004; H03F 1/327; H04M 1/03;
H04M 1/035; H04N 5/642; H04N
21/4852; H04R 1/02; H04R 1/06; H04R
1/021; H04R 1/025; H04R 1/026; H04R
1/028; H04R 1/105; H04R 1/323; H04R
1/403; H04R 1/2803; H04R 1/2834;
H04R 5/02; H04R 7/20; H04R 9/06;
H04R 9/025; H04R 2201/021; H04R
2400/00; H04R 2201/07; H04R 2499/11;
H04R 2499/13; H04R 2499/15; H04S
3/00; H04S 7/30
See application file for complete search history.

OTHER PUBLICATIONS

JBL Synthesis S4S/S4SBB In-Wall Subwoofer Quick Specs, JBL by Harman, Nov. 29, 2006.
JBL Synthesis S4S Flush-Mount Loudspeaker Owners Guide, Oct. 2016. Retrieved from internet: <<https://as-galerie.com/wp-content/uploads/2016/10/S4S-Owners-Manual.pdf>>.

* cited by examiner

Primary Examiner — Keli L Hill
(74) *Attorney, Agent, or Firm* — Plumsea Law Group, LLC

(57) **CLAIM**

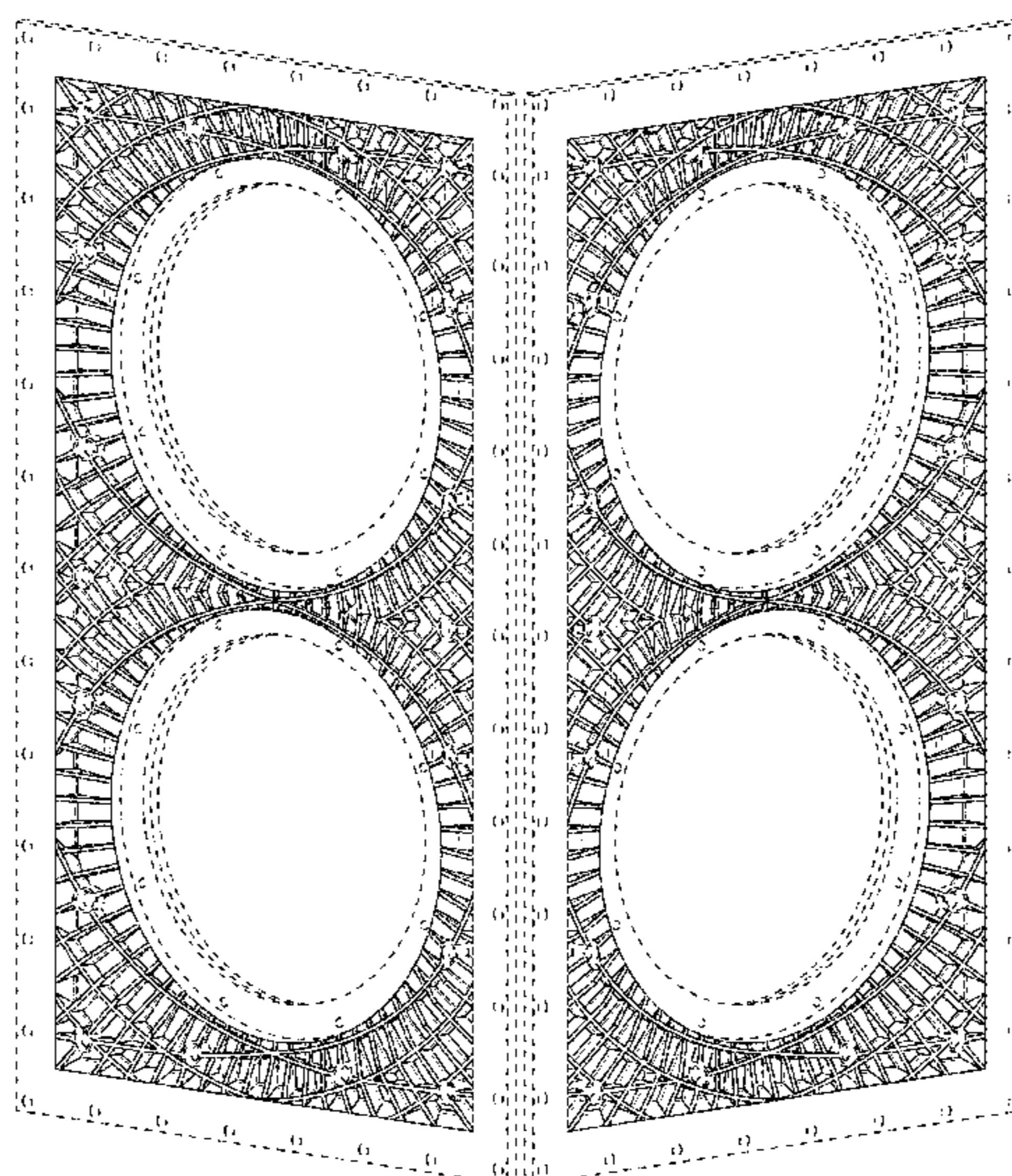
The ornamental design for a loudspeaker front face, as shown and described.

DESCRIPTION

FIG. 1 is a front perspective view of a loudspeaker front face showing the new design;
FIG. 2 is another front perspective view thereof;
FIG. 3 is a front elevational view thereof;
FIG. 4 is a rear elevational view thereof;
FIG. 5 is a side elevational view thereof;
FIG. 6 is an opposite side elevational view thereof;
FIG. 7 is a top view thereof; and,
FIG. 8 is a bottom view thereof.
The broken lines in the figures illustrate portions of the design that form no part of the claimed design.

(56) **References Cited**
U.S. PATENT DOCUMENTS
D330,760 S * 11/1992 Yoshida D23/323
D371,836 S * 7/1996 Coble D23/329

1 Claim, 8 Drawing Sheets



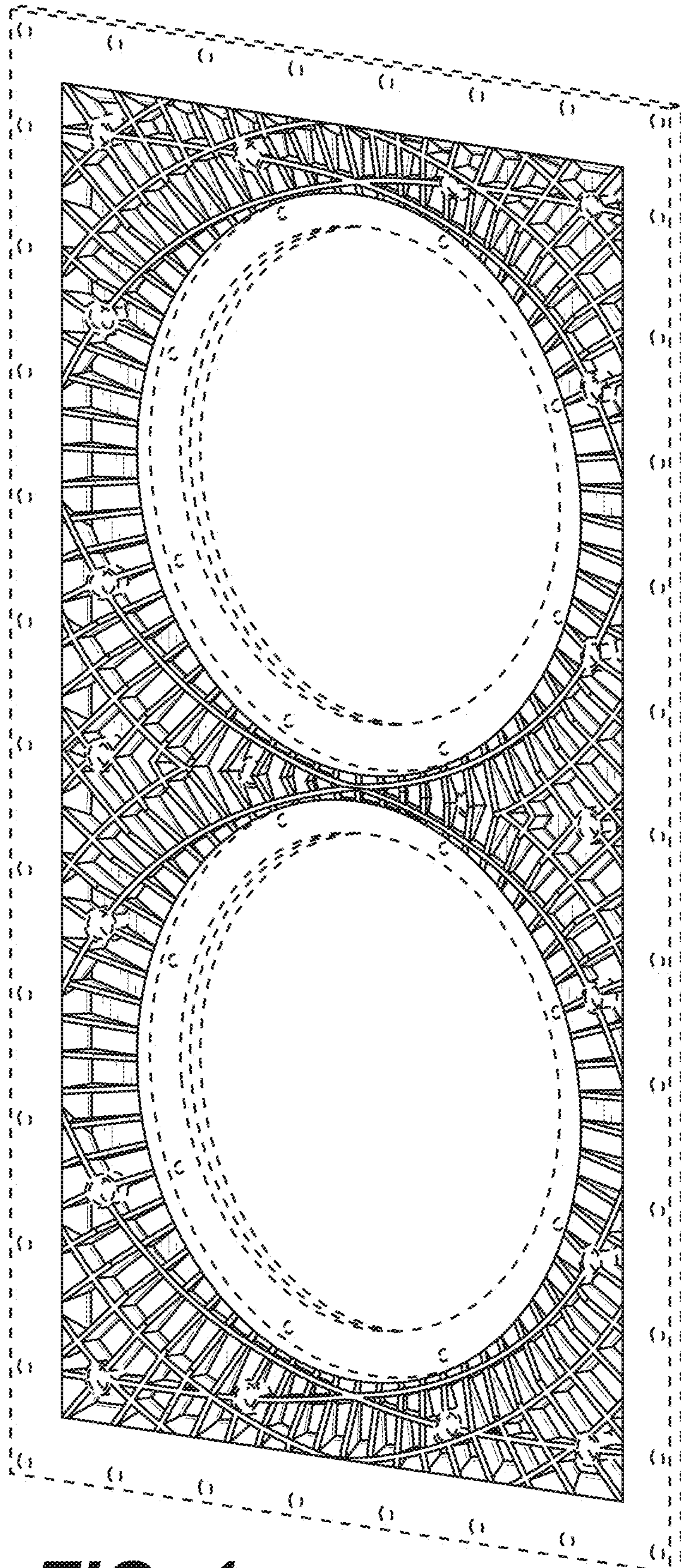


FIG. 1

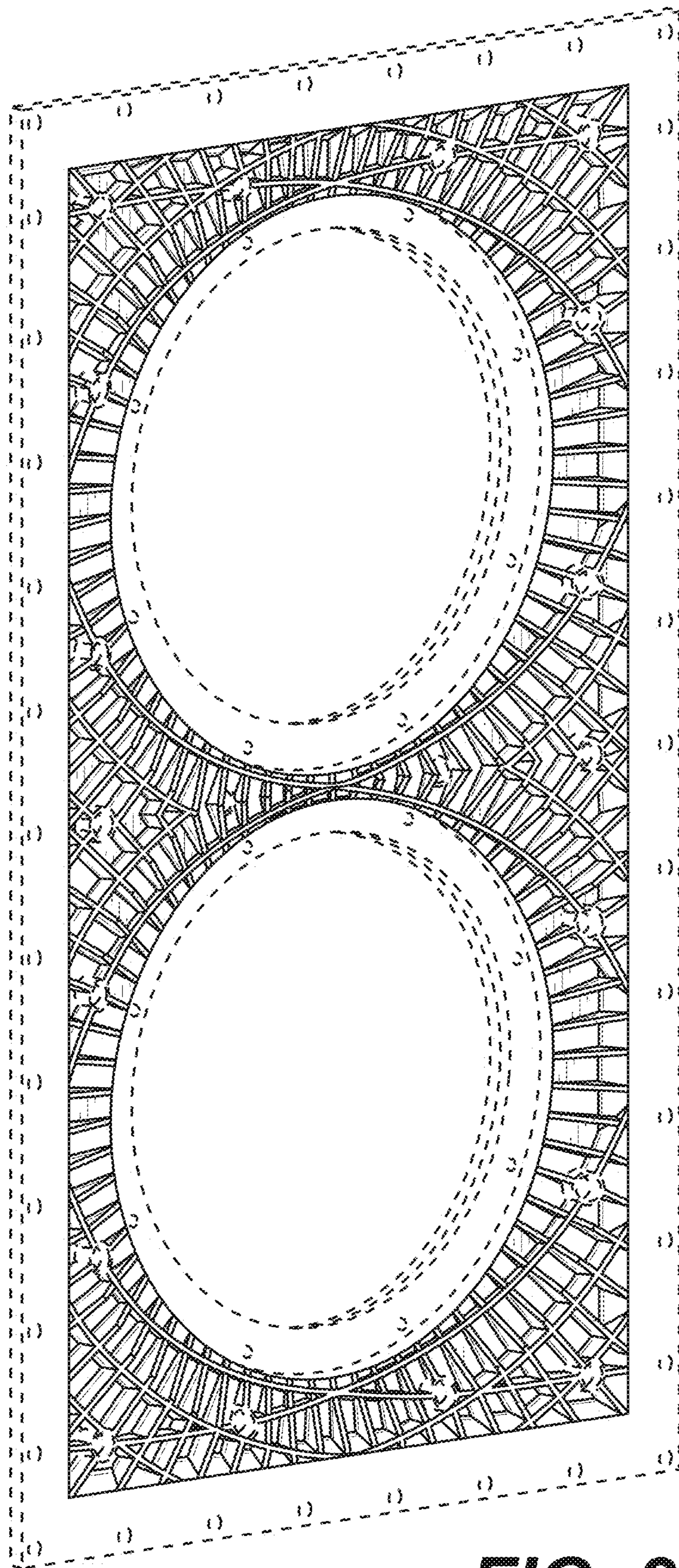


FIG. 2

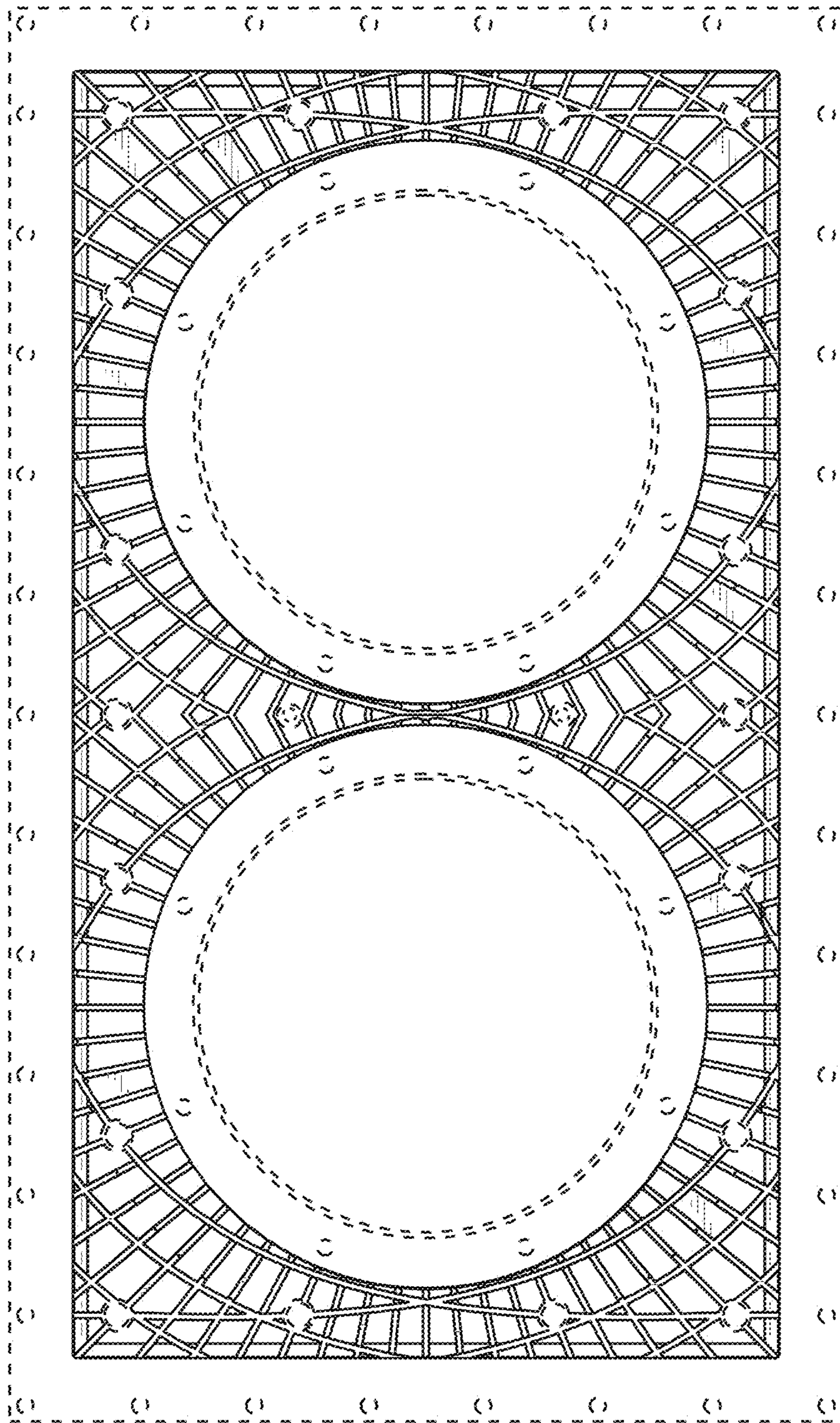


FIG. 3

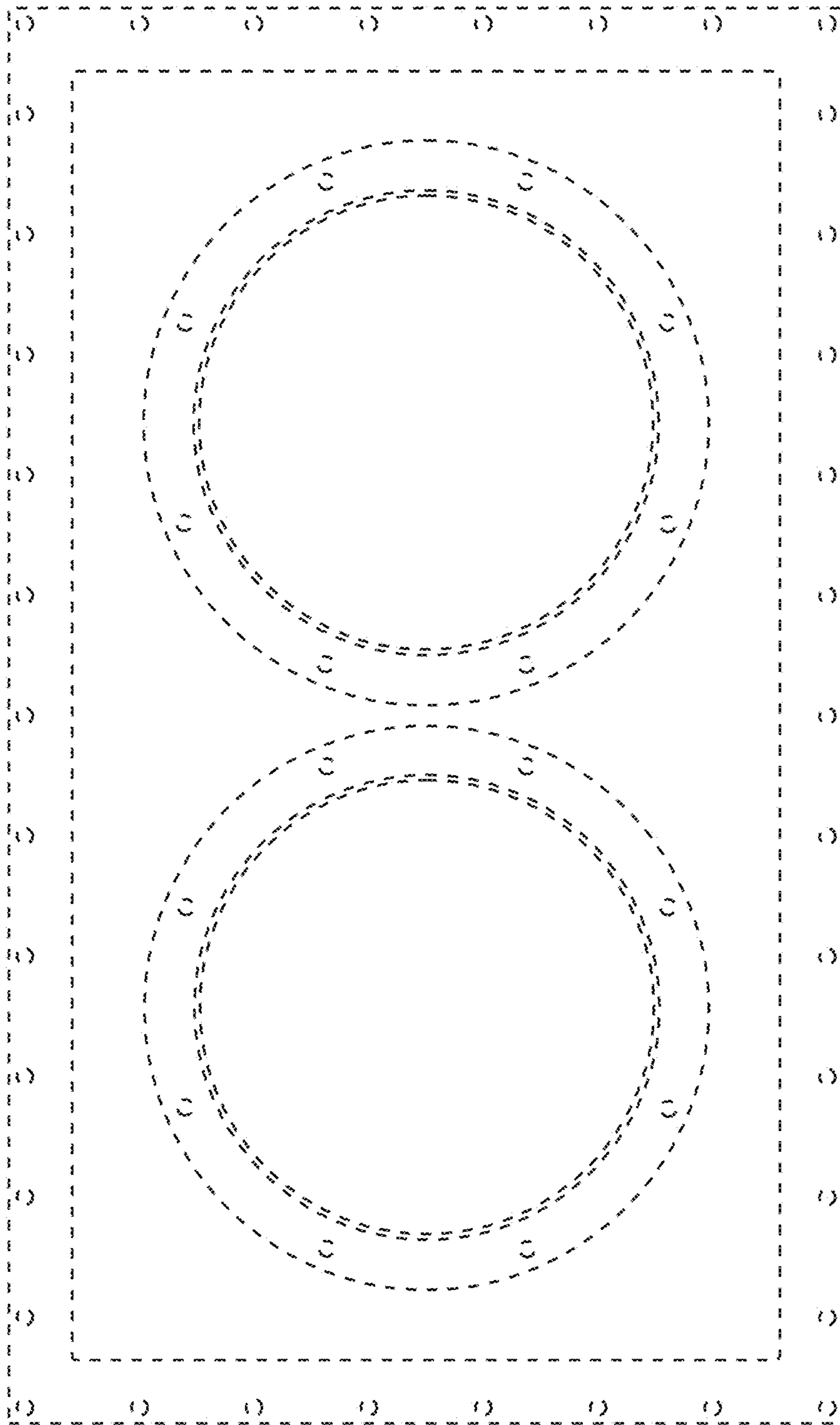


FIG. 4

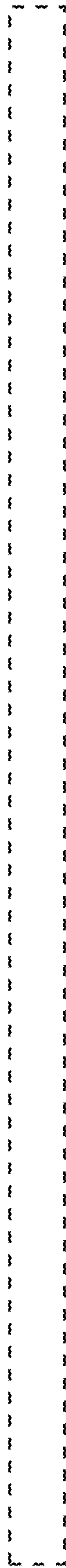


FIG. 5

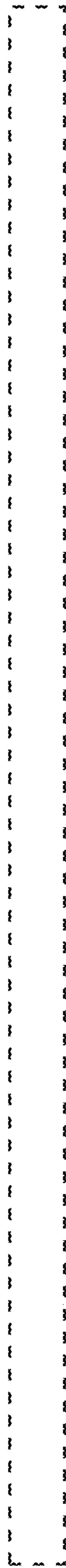


FIG. 6



FIG. 7



FIG. 8