



US00D907602S

(12) **United States Design Patent** (10) **Patent No.:** **US D907,602 S**
Iwahori et al. (45) **Date of Patent:** **** Jan. 12, 2021**

(54) **INFRARED RECEIVER**
(71) Applicant: **Audio-Technica Corporation**, Tokyo (JP)
(72) Inventors: **Keigo Iwahori**, Hukui (JP); **Yoshiya Watanabe**, Chiba (JP)
(73) Assignee: **AUDIO-TECHNICA CORPORATION**, Tokyo (JP)
(**) Term: **15 Years**
(21) Appl. No.: **29/658,594**
(22) Filed: **Aug. 1, 2018**

(30) **Foreign Application Priority Data**
Feb. 2, 2018 (JP) 2018-002111
(51) **LOC (13) Cl.** **14-03**
(52) **U.S. Cl.**
USPC **D14/217**; D14/230; D14/358
(58) **Field of Classification Search**
USPC D13/168; D14/125, 155, 217, 214, 218, D14/230, 240, 356, 358
CPC H01Q 1/12; H01Q 1/2225; H01Q 1/241; H01Q 1/36; H01Q 1/42; H01Q 3/00; H01Q 3/01; H01Q 3/005; H01Q 19/10; H01Q 21/24
See application file for complete search history.

(56) **References Cited**
U.S. PATENT DOCUMENTS
D467,237 S 12/2002 Narumi et al.
D493,447 S * 7/2004 Noro D14/230
7,327,328 B2 * 2/2008 Yoneya H01Q 1/3233 343/841
D719,153 S * 12/2014 Lim D14/365
D722,304 S 2/2015 Oliveras



9,000,991 B2 * 4/2015 Ramberg H01Q 21/26 343/727
D729,216 S * 5/2015 Peng D14/240
D730,328 S * 5/2015 Chun D14/230
D730,893 S * 6/2015 Yin D14/358
D731,468 S 6/2015 Wilkerson
D731,470 S * 6/2015 Terasawa D14/240
D739,847 S 9/2015 Mun et al.
D742,856 S 11/2015 Skjoldborg et al.
D770,419 S 11/2016 Lum et al.
D789,323 S 6/2017 Mackiewicz et al.
D790,512 S 6/2017 Lee
D797,099 S * 9/2017 Wieser D14/358
D799,479 S * 10/2017 Wieser D14/358
9,799,951 B2 * 10/2017 Sawaya H01Q 1/42
D806,057 S 12/2017 Park et al.
D819,604 S 6/2018 Bristol et al.
D821,374 S * 6/2018 Jun D14/242
(Continued)

Primary Examiner — Selina Sikder
(74) *Attorney, Agent, or Firm* — W&C IP

(57) **CLAIM**
The ornamental design for an infrared receiver, as shown and described.

DESCRIPTION
FIG. 1 is a front perspective view of an infrared receiver; FIG. 2 is a rear perspective view of the infrared receiver; FIG. 3 is a front elevational view of the infrared receiver; FIG. 4 is a rear elevational view of the infrared receiver; FIG. 5 is a top plan view of the infrared receiver; FIG. 6 is a bottom plan view of the infrared receiver; FIG. 7 is a left side elevational view of the infrared receiver; and, FIG. 8 is a right side elevational view of the infrared receiver. Shades appearing on the surfaces of the article in each photograph are reflection shadows due to lighting used for photography or three-dimensional shape of each part of the article and form no part of the claimed design.

1 Claim, 8 Drawing Sheets



(56)

References Cited

U.S. PATENT DOCUMENTS

10,020,560 B1 *	7/2018	Chou	H01Q 1/1214	2008/0129618 A1 *	6/2008	Byrne	H01Q 1/1271 343/713
10,056,701 B2 *	8/2018	Petropoulos	H01Q 5/357	2008/0252552 A1 *	10/2008	Goebel	H01Q 1/246 343/872
D833,418 S	11/2018	Warden et al.			2010/0090923 A1 *	4/2010	Sato	H01Q 1/3275 343/872
D839,226 S	1/2019	Christie			2010/0134357 A1 *	6/2010	Yang	H01Q 1/12 343/700 MS
D839,244 S *	1/2019	Johnson	D14/230	2010/0245188 A1 *	9/2010	Suzuki	H01Q 1/3266 343/713
D840,978 S	2/2019	Spiel et al.			2010/0328179 A1 *	12/2010	Takisawa	H01Q 1/42 343/841
D844,593 S	4/2019	Bould et al.			2015/0263424 A1 *	9/2015	Sanford	H04B 7/0617 342/371
D844,619 S	4/2019	Wendling et al.			2017/0025766 A1 *	1/2017	Su	H01Q 9/42
D847,120 S	4/2019	Susumago et al.			2017/0033450 A1 *	2/2017	Feng	H01Q 1/3275
D848,385 S *	5/2019	Moon	D14/125	2018/0076529 A1 *	3/2018	Minard	H01Q 13/18
D849,008 S	5/2019	Wendling et al.			2018/0109006 A1 *	4/2018	Ng	H01Q 1/405
D853,382 S *	7/2019	Haigh	D14/358	2018/0159208 A1 *	6/2018	Ameri	H01Q 9/0414
D856,304 S	8/2019	Lamb et al.			2018/0159211 A1 *	6/2018	Biancotto	H01Q 1/421
D874,437 S *	2/2020	Iwahori	D14/217	2019/0017531 A1 *	1/2019	Reinheimer	F16B 39/10
D877,126 S *	3/2020	DeCastro	D14/230	2019/0157768 A1 *	5/2019	Liu	H01Q 19/005
D889,449 S *	7/2020	Abellera	D14/242	2020/0235470 A1 *	7/2020	Uchimura	H01Q 13/08
2004/0125035 A1 *	7/2004	Noro	H01Q 1/12 343/711					
2006/0071856 A1 *	4/2006	Shinkai	H01Q 1/12 343/700 MS					

* cited by examiner



Figure 1




Figure 2




Figure 3



Figure 4




Figure 5




Figure 6




Figure 7




Figure 8