



US00D907599S

(12) **United States Design Patent**
Dryden et al.

(10) **Patent No.:** **US D907,599 S**
(45) **Date of Patent:** **** Jan. 12, 2021**

- (54) **SET OF HEADPHONES**
- (71) Applicant: **Bose Corporation**, Framingham, MA (US)
- (72) Inventors: **Joshua Kevin Dryden**, Valencia, PA (US); **Adam A. Carr**, Southborough, MA (US); **Seth N. Green**, Framingham, MA (US)
- (73) Assignee: **Bose Corporation**, Framingham, MA (US)
- (**) Term: **15 Years**
- (21) Appl. No.: **29/686,141**
- (22) Filed: **Apr. 2, 2019**
- (51) **LOC (13) Cl.** **14-01**
- (52) **U.S. Cl.**
USPC **D14/205**
- (58) **Field of Classification Search**
USPC D14/205, 223; 381/380, 381, 374;
455/90.3, 575.1, 569.1
CPC H04R 1/1033; H04R 25/00; H04R 1/1016;
H04R 1/1066; H04R 5/033; H04R
5/0335; H04R 1/105; H04R 1/1091
See application file for complete search history.

D582,889 S *	12/2008	Bose	D14/205
D584,284 S *	1/2009	Carr	D14/206
D599,778 S *	9/2009	Ando	D14/205
D605,170 S *	12/2009	Keinanen	D14/205
D605,628 S *	12/2009	Ando	D14/205
D637,998 S *	5/2011	Brunner	D14/205
D641,737 S *	7/2011	Krauss	D14/205
D645,458 S *	9/2011	Silvestri	H04R 1/1016 D14/223
D652,822 S *	1/2012	Lee	D14/223
D659,117 S *	5/2012	Krauss	D14/205
D678,251 S *	3/2013	Cantoni	D14/223
D684,950 S *	6/2013	Schaal	D14/205
D684,953 S *	6/2013	Schaal	D14/205
D685,750 S *	7/2013	Nakagawa	D13/168
D685,764 S *	7/2013	Coulter	D14/205
D686,191 S *	7/2013	Schaal	D14/205
D692,409 S *	10/2013	Takeo	D14/205
D695,266 S *	12/2013	Schaal	D14/205

(Continued)

FOREIGN PATENT DOCUMENTS

CN	304908441	*	11/2018
CN	305687985	*	4/2020

Primary Examiner — Paula Allen Greene
(74) *Attorney, Agent, or Firm* — Bose Corporation

(57) **CLAIM**

The ornamental design for set of headphones, substantially as shown and described.

DESCRIPTION

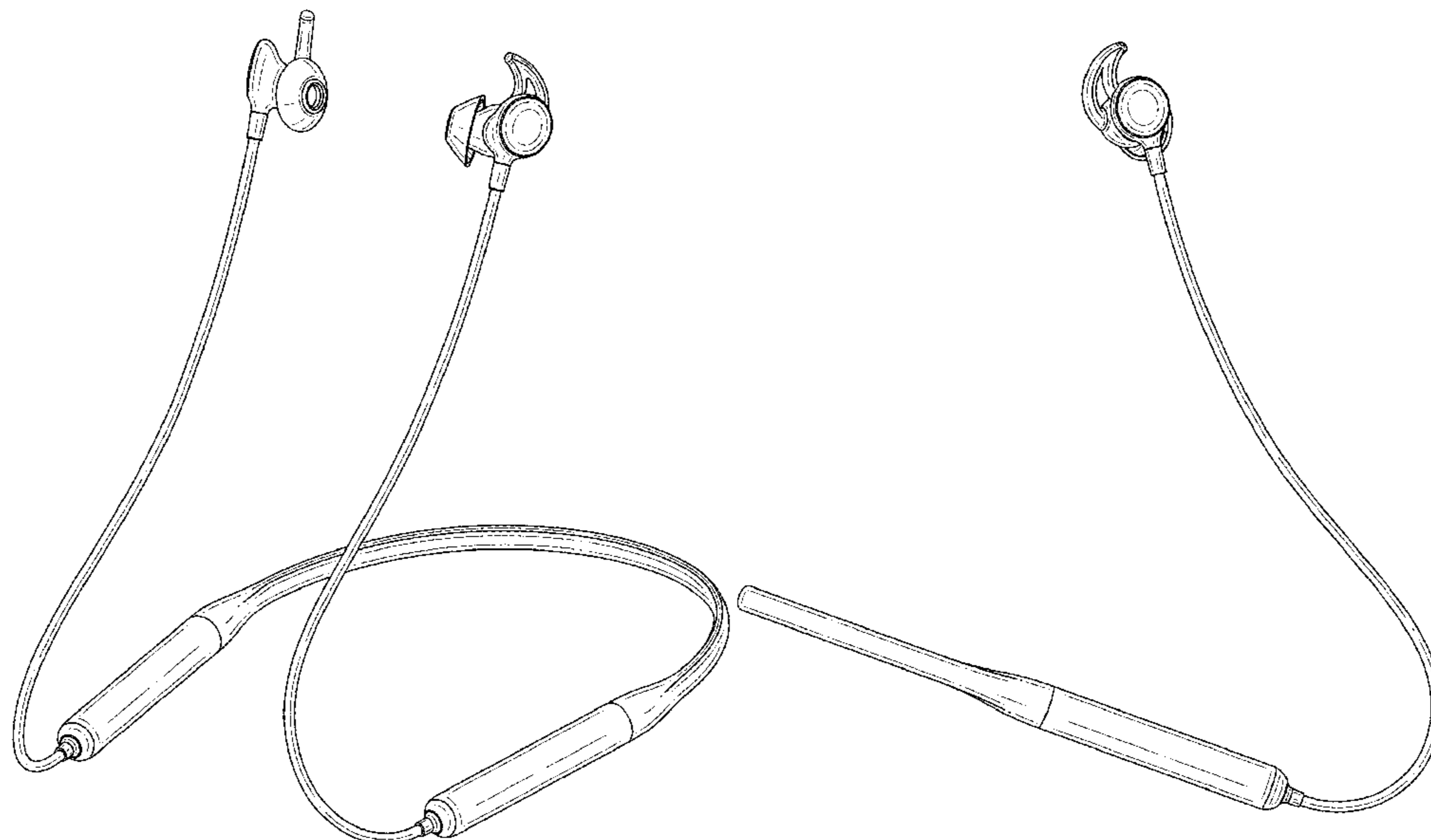
FIG. 1 is a perspective view of a set of headphones as seen from the front, top, and right side; FIG. 2 is a front view thereof; FIG. 3 is a right side view thereof; FIG. 4 is a rear view thereof; FIG. 5 is a left side view thereof; FIG. 6 is a top view thereof; and, FIG. 7 is a bottom view thereof.

1 Claim, 7 Drawing Sheets

(56) **References Cited**

U.S. PATENT DOCUMENTS

D311,007 S *	10/1990	Daido	D14/205
D318,670 S *	7/1991	Taniguchi	D14/205
D473,217 S *	4/2003	Rivera	D14/223
D539,782 S *	4/2007	Lee	D14/188
D558,735 S *	1/2008	Carr	D14/206
D564,495 S *	3/2008	Sasaki	D14/205
D569,841 S *	5/2008	Chung	D14/205
D572,703 S *	7/2008	Ledbetter	D14/205
D578,508 S *	10/2008	Wang	D14/206
D582,389 S *	12/2008	Bose	D14/205



(56)

References Cited

U.S. PATENT DOCUMENTS

D695,267 S * 12/2013 Schaal D14/205
 D698,750 S * 2/2014 Yoon D14/205
 8,743,533 B2 * 6/2014 Stanley H01H 9/0228
 361/679.01
 D711,356 S * 8/2014 Yang D14/223
 D712,371 S * 9/2014 Henning D14/205
 D712,884 S * 9/2014 Krauss D14/205
 D715,253 S * 10/2014 Lee D14/205
 8,909,899 B2 * 12/2014 Greiner G06F 12/10
 711/156
 D721,673 S * 1/2015 Park D14/205
 D722,040 S * 2/2015 Tan D14/205
 D722,302 S * 2/2015 Lee D14/205
 D725,625 S * 3/2015 Hsieh D14/205
 D726,145 S * 4/2015 Hsieh D14/205
 D727,279 S * 4/2015 Schaal D14/205
 D727,871 S * 4/2015 Orbach D14/205
 D738,864 S * 9/2015 Lee D14/223
 D739,852 S * 9/2015 Jiang D14/240
 D741,299 S * 10/2015 Brunner D14/223

D745,489 S * 12/2015 Bjelle D14/205
 D747,291 S * 1/2016 Lee D14/205
 D756,959 S * 5/2016 Lee D14/205
 D758,355 S * 6/2016 Lee D14/223
 D760,189 S * 6/2016 Loh Jun Kern D14/205
 D763,224 S * 8/2016 Silvestri A61F 11/08
 D14/205
 D764,436 S * 8/2016 Dryden D14/205
 D767,532 S * 9/2016 Jen D14/205
 D771,587 S * 11/2016 Iwane D14/205
 D774,017 S * 12/2016 Ahn D14/205
 D796,473 S * 9/2017 Kim D14/205
 D812,038 S * 3/2018 Nakajima D14/205
 D817,301 S * 5/2018 Aoyagi D14/205
 D822,646 S * 7/2018 Dang et al.
 D839,238 S * 1/2019 Hu D14/205
 D840,972 S * 2/2019 Luo D14/205
 D850,407 S * 6/2019 Li D14/205
 D876,386 S * 2/2020 Birger D14/205
 2016/0073186 A1 * 3/2016 Searl H04R 1/105
 381/380
 2016/0261946 A1 * 9/2016 Chen H04R 1/1091

* cited by examiner

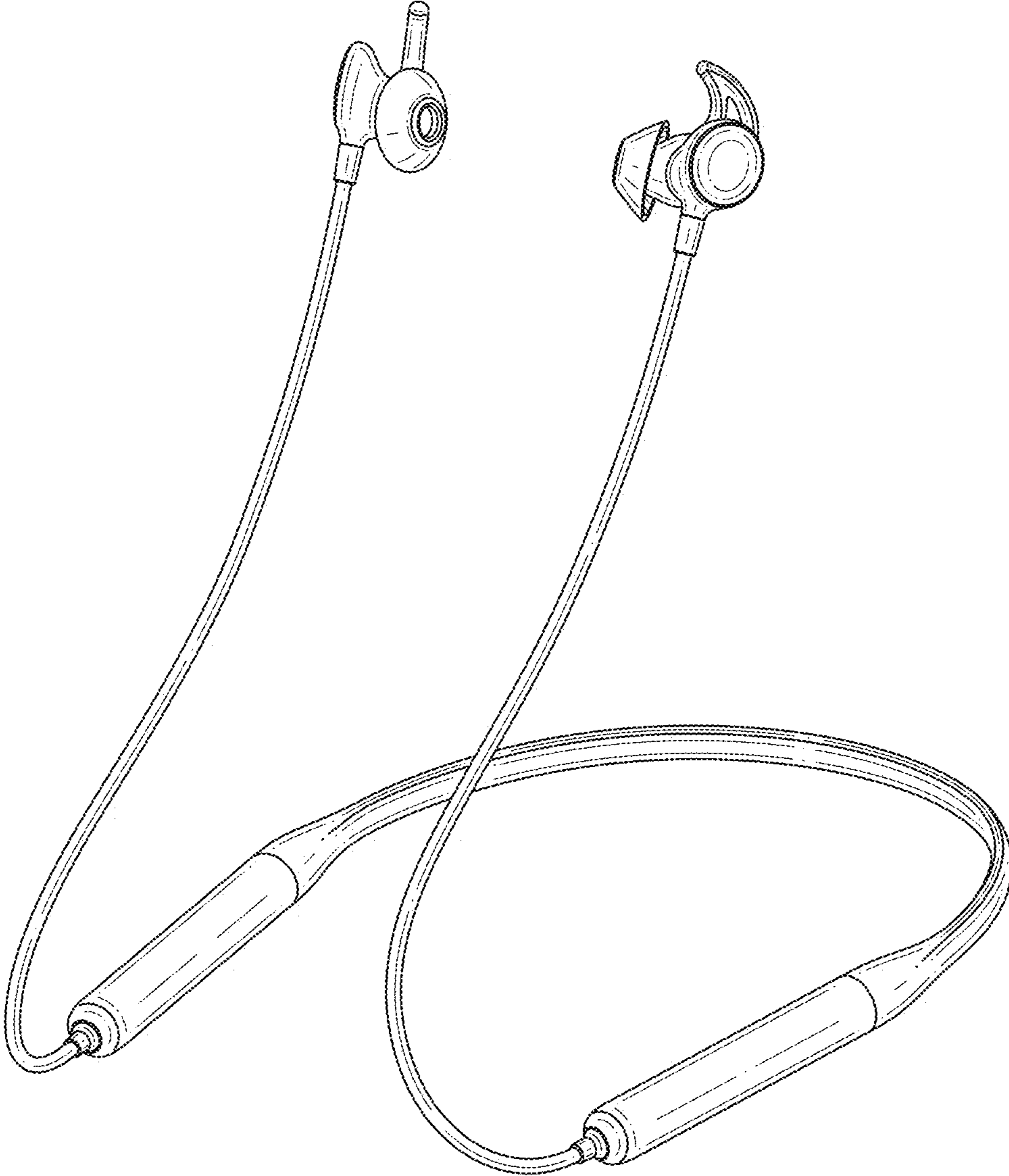


FIG. 1

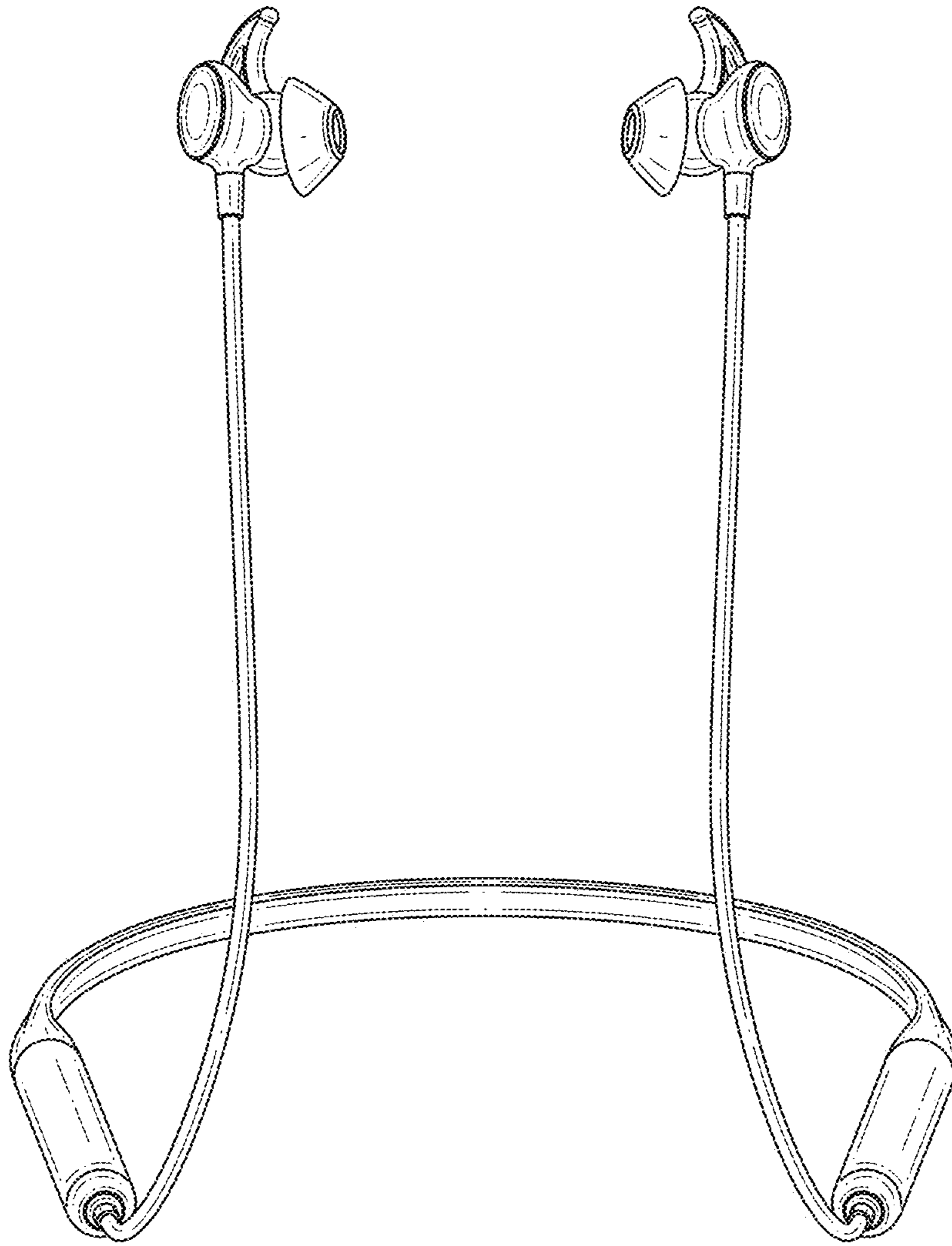


FIG. 2




FIG. 3

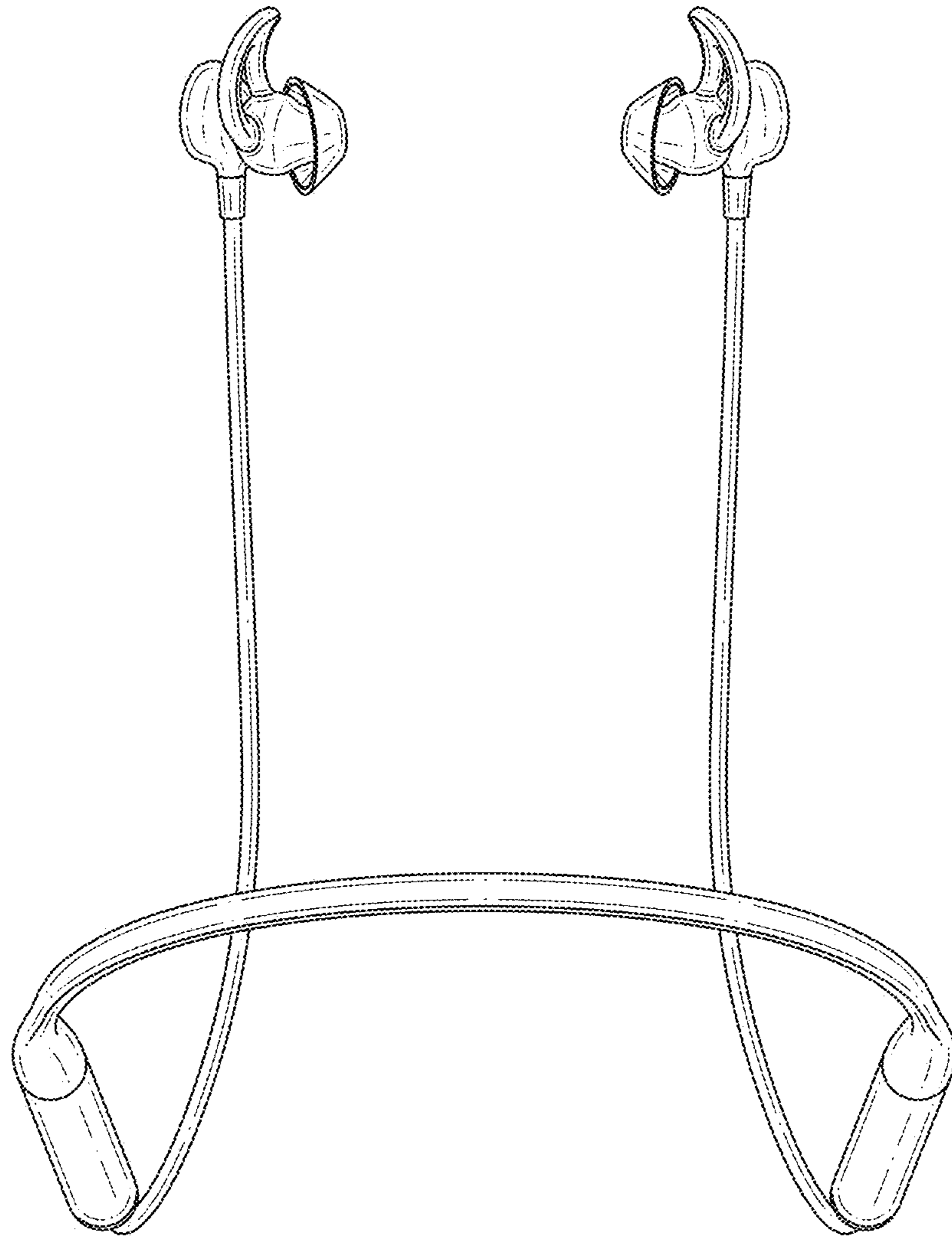


FIG. 4

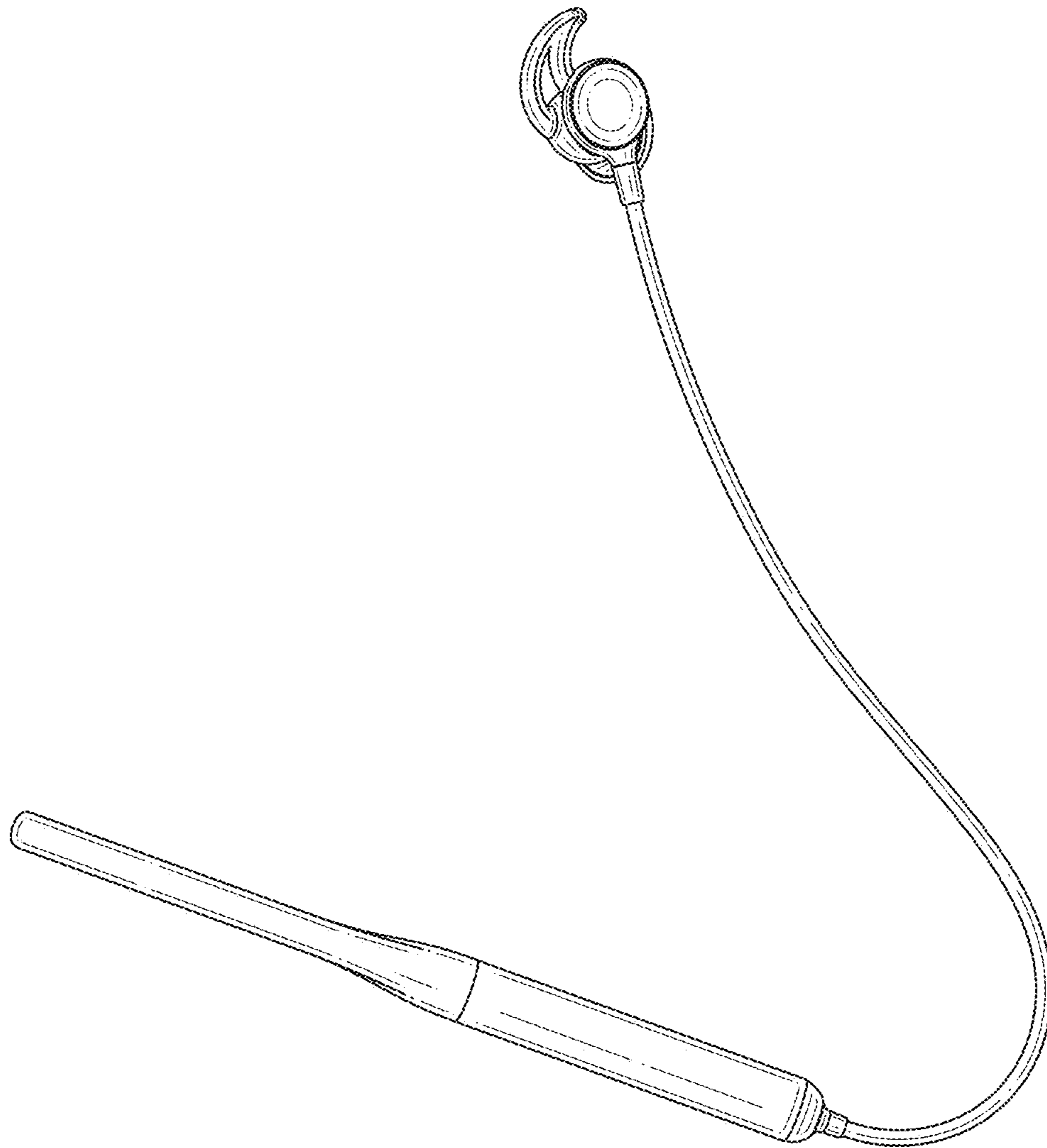


FIG. 5

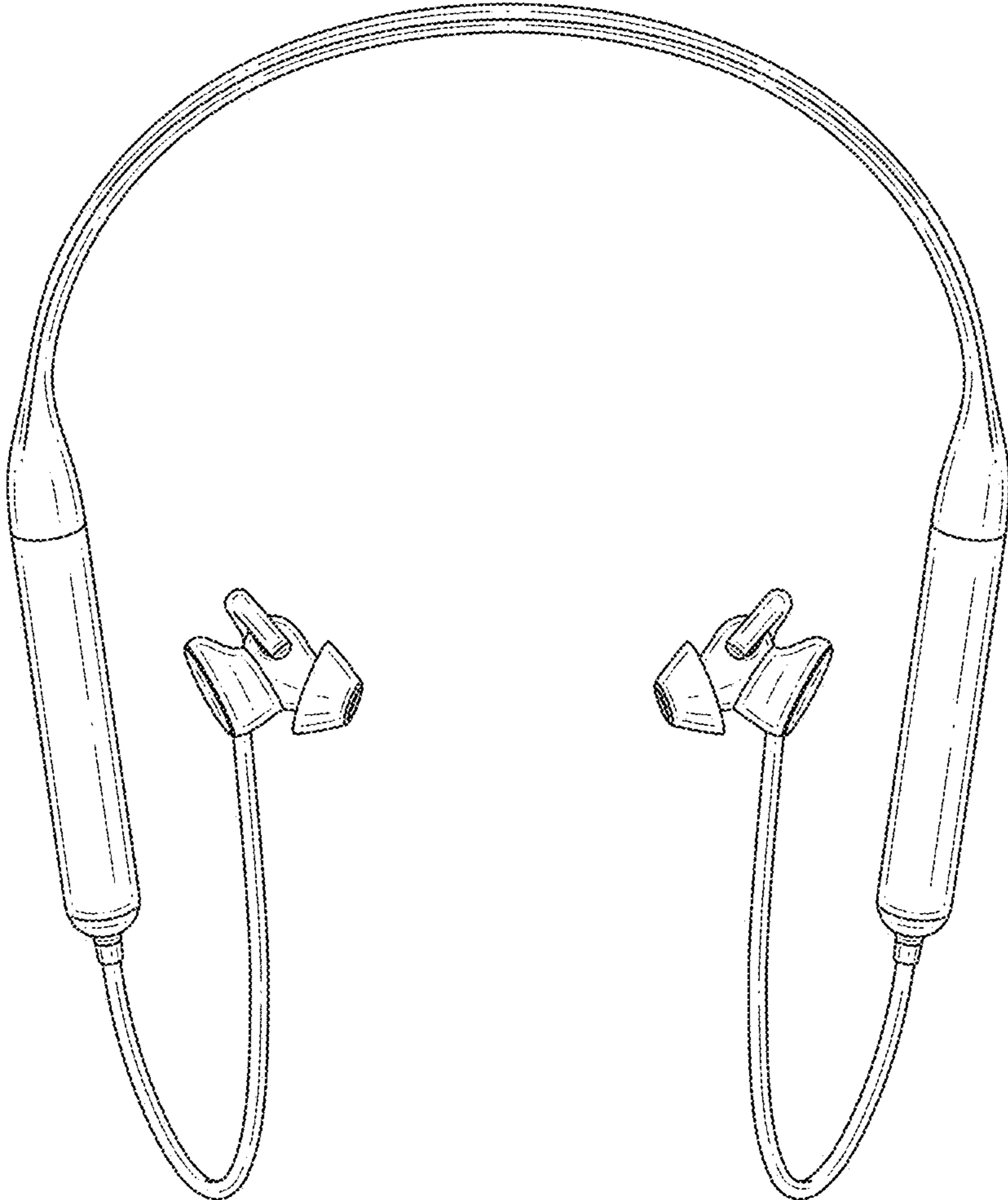


FIG. 6

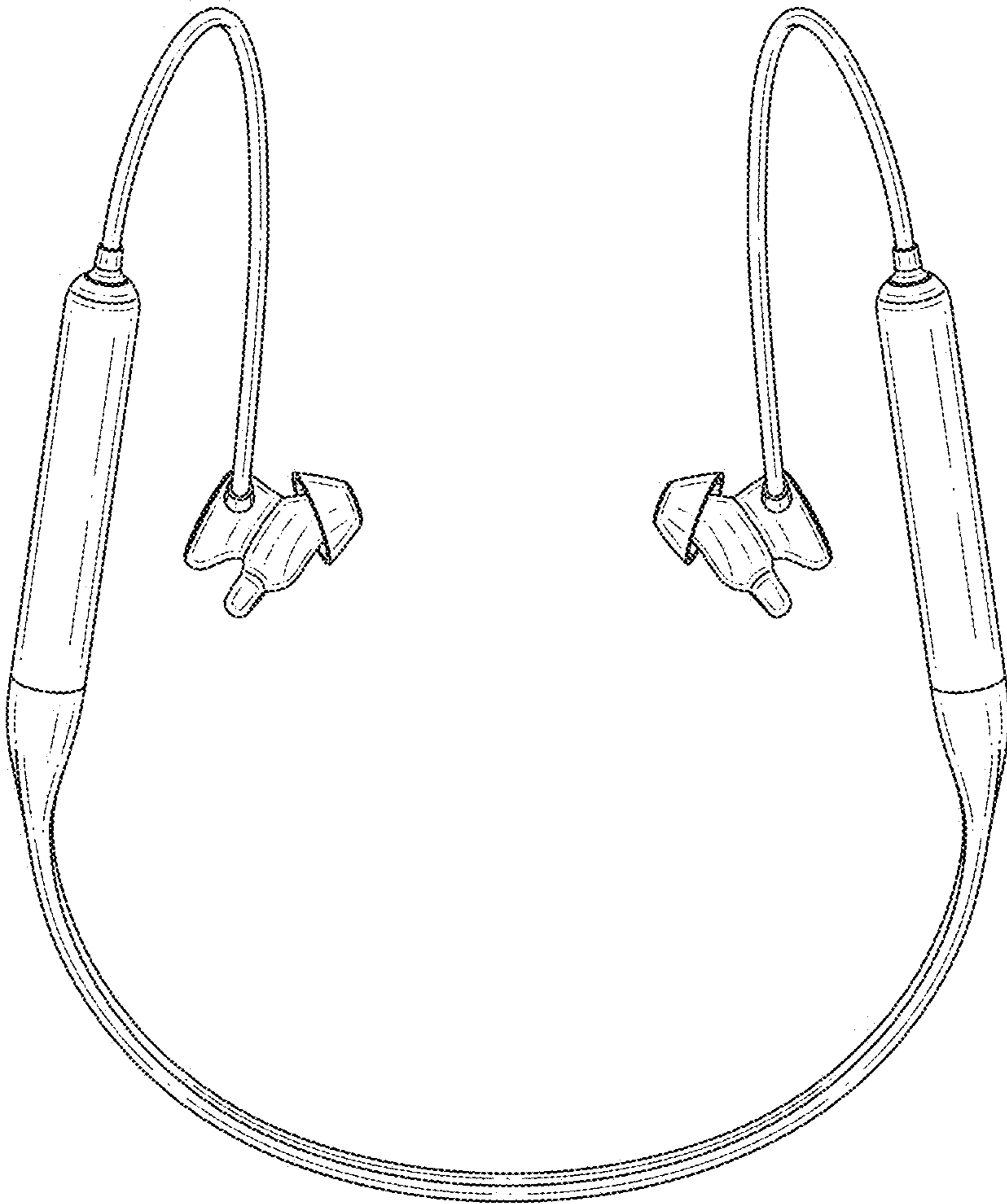


FIG. 7